

Benthic Mapping for Habitat Classification in the Peconic Estuary:
Phase I Groundtruth Studies

Final Report to
Suffolk County Office of Ecology
&
The Nature Conservancy

by
Robert M. Cerrato
Nicole P. Maher

Marine Sciences Research Center
Stony Brook University
Stony Brook, NY 11794-5000

October 2007

Table of Contents

Abstract	3
Introduction	3
Methods	4
Results	8
Discussion	15
Conclusions	19
Literature Cited	19
Tables.	22
Figures	36
Appendices	66
1. Field Data	66
2. Grain Size Data.....	70
3. Grain Size in Half Phi Intervals	74
4. Faunal Summary Data	77
5. Faunal Data by Region and Individual Samples	81

ABSTRACT

Benthic habitat maps of the estuary seafloor will increase our knowledge of range and variability in benthic habitats, will assist managers in their efforts to protect and/or restore commercially and recreationally important finfish and shellfish, will link land usage (e.g. developed vs. undeveloped areas) and water quality data to benthic habitat quality, and will make it possible to utilize faunal data as a long-term indicator of the overall “health” of the estuary. We are developing benthic habitat maps by combining high-resolution remote sensing techniques with detailed study of the physical and faunal characteristics at point locations in different seafloor environments. In Phase I, six critical natural resource areas (CNRA: Robins Island, Shelter Island, Flanders Bay, Orient Bay, Northwest Harbor, and Gardiners Island) were acoustically mapped and sampled. Acoustic mapping used side-scan sonar and multibeam swath bathymetry and backscatter to generate bathymetric and backscatter images that provide high resolution detail about bottom morphology, sediment processes, and geophysical habitat, and that allow classification of the sea bed into regions. Samples for macrofauna and sediment properties were collected within each bottom region to provide "ground truth" for the acoustic maps. Robins Island and Shelter Island areas were sampled at 30 and 35 locations, respectively, with two replicate samples at each location. The other four CNRA areas were sampled at 7-15 locations each, with no replication. Results suggest that the acoustic provinces identified do indeed represent areas of similar faunal and sedimentary characteristics, and that this approach can provide new insights into benthic community structure. Phase II benthic habitat studies will extend mapping from nearly shore to shore (north-south) across four different reaches of the Peconic Estuary.

INTRODUCTION

Acoustic surveys of marine areas have become the underwater analog of aerial photography, enabling relatively large areas to be surveyed at fine resolution in relatively short periods of time. The acoustic remote sensing tools currently employed in geophysical surveys (side scan sonar, multibeam bathymetry etc.) have the potential/ability to characterize variations in bottom type at a level of resolution well beyond traditional discrete bottom sampling methods (e.g., cores, grab samples, etc.) (Ryan and Flood 1996). This capability enables the application of techniques commonly used in landscape ecology to marine benthic environments (Robbins and Bell, 1994). The strengths of a landscape ecology approach are evident in terrestrial and small stream ecosystems (e.g., Forman 1995).

Maps generated by acoustic surveys alone are not sufficient for characterizing bottom type or the distribution of benthic communities, and at least one stage of ground truthing, i.e., linking the acoustic maps with benthic environmental and biological assemblages, is required. Acoustic surveys can identify sites of different bottom character, but determining that those sites are, for example, sea-grass beds, rocky substrates, rippled sands, or muddy surfaces, requires verification by direct sampling. Knowing the type of bottom present is an important indicator of the benthic community that may be present, but benthic communities are highly variable and cannot be accurately predicted based on bottom type alone. In addition, geophysical features detectable by

acoustic surveys that appear to characterize distinct sedimentary regions are not necessarily biologically relevant (Brown *et al.*, 2002).

The principal goal of this study was to collect and analyze sediment and faunal ground truth samples at six critical natural resource areas (CNRA) in the Peconic Estuary System. These CRNAs were distributed throughout the Peconics and included Flanders Bay, Orient Harbor, Northwest Harbor and regions to the east of Robins Island, Shelter Island, and Gardiners Island. Ground truth sampling locations were determined by visual examination of high resolution backscatter and bathymetric maps created by side scan and multibeam sonar surveys. Two of the CRNAs, Robins Island and Shelter Island, were sampled more intensively than the others in order to address two further objectives. The first was to determine how well strata or regions derived from visual examination of sonar data represented biotopes or areas of homogeneous physical and biological characteristics. The second was to determine the number of samples required to adequately characterize the benthic community in a biotope.

METHODS

Study Area

In 2001, the Peconic Estuary Program's draft Comprehensive Conservation and Management Plan (CCMP) identified 17 critical natural resource areas (CNRAs) within the Peconic Estuary watershed (spanning land and estuarine waters) that had "significant biodiversity" and that "may require an extra level of protection" (Peconic Estuary Program 2001). Estuarine portions of six of those areas were sampled in the present study. Sample sites included Flanders Bay, Orient Harbor, Northwest Harbor, and areas to the east of Robins Island, Shelter Island, and Gardiners Island (Figure 1).

Sampling Locations

Stratification of the CRNAs into initial geophysical provinces was conducted by visual examination of the multibeam bathymetry and sidescan sonar data collected by Flood (2004). In this process, acoustic backscatter was taken as a proxy for bottom type, and our goal was to subdivide or stratify each area into separate provinces, each consisting of a homogeneous bottom type (Figures 2-7). In the first two areas sampled, Robins Island and Shelter Island, five sampling stations were randomly positioned within each geophysical province (Figures 3,5), although we did modify positions such that sampling stations were at least 100 meters from any geophysical class boundary or any other station. Robins Island was subdivided into six initial geophysical provinces (A-F) and was sampled on October 10-11, 2001. Seven initial geophysical provinces (A-G) were identified for Shelter Island, and sampling was carried out on October 9-10, 2002. In both of these areas, two replicate bottom samples were collected at each sampling station. It should be noted that letters associated with geophysical provinces are for identification purposes only and were arbitrarily assigned, i.e., there is no correspondence between provinces labeled A among CRNAs.

The remaining four CRNAs were subdivided into between 5 and 13 initial geophysical provinces (Figures 2, 4, 6-7). These areas were sampled on November 9-11, 2004. They were sampled less intensively than Robins Island and Shelter Island because of budget constraints. One to five stations were randomly positioned within each geophysical province, and single, unreplicated samples were collected.

Faunal and Sediment sampling

Faunal and sediment sampling was conducted aboard the R/V Pritchard operated by Stony Brook University. Bottom water temperature and salinity were measured at each sampling site. Bottom samples were collected using a modified Van Veen grab (0.04 m²). Subsamples of sediments for grain size, water content, and organic content were drawn from each grab sample. The remaining sediment was washed through a 0.5 mm sieve for fauna. All material left on the sieve was preserved in 10% buffered formalin and stained with rose bengal. Faunal samples were rewashed in the lab and transferred to 70% ethanol before sorting and identification. Individual organisms were identified to species level whenever possible and the total for each taxon enumerated. Robins Island faunal samples were processed by Versar Corporation in Columbia, MD. All remaining faunal samples and all sediment samples were processed at MSRC. Unless otherwise noted, all abundances are expressed as the number of individuals per sample (i.e., per 0.04 m²).

Sediment samples were processed for water content, organic content, and grain-size. Sediment water content was calculated by comparing wet and dry weights. Samples were placed in a drying oven at 60° C for 24-48 hours to obtain dry weights. Sediment organic content was estimated by weight loss on ignition (LOI) when dry sediment samples were combusted at 450° C for at least 4 hours.

Sediment grain-size analyses were used to measure percent composition by weight of major size-fractions (gravel, sand, silt, clay), as well as detailed grain-size distribution in ½ phi intervals. We used a combination of dry sieve, settling column, and sedigraph analyses for the gravel, sand, and silt-clay fractions, respectively. Samples were initially partitioned into three size-fractions by wet sieving with distilled water through a combination of 1 mm and 63 micron sieves. The >1mm and 1mm-63 micron fractions were placed in a drying oven at 60° C for at least 48 hours to obtain dry weights. Water containing the <63 micron fraction (silt-clay) was brought up to 1000ml total volume in a graduated cylinder, mixed thoroughly, and subsampled with a 20 ml pipette at a depth of 20 cm, 20 seconds after mixing (Folk 1964). Pipette samples were placed in a drying oven at 60° C for at least 48 hours to obtain dry weight estimates of the silt-clay fraction. The remaining water containing the <63 micron fraction (silt-clay) was reserved for later grain-size analysis in the sedigraph.

The detailed grain-size distribution of the >1mm fraction was determined by dry sieving samples through a stack of sieves with the following sizes: 12.5 mm, 9.5 mm, 6.3 mm, 4.75 mm, 3.35 mm, 2 mm, 1.42 mm, and 1mm. Material remaining on each sieve was weighed.

The grain-size distribution of the 1mm-63 micron fraction was determined by settling column analysis. The settling column consisted of a 193.5 cm tall PVC tube with an internal diameter of

15.2 cm filled with distilled water. Samples were introduced at the top of the column and a collecting pan connected to a balance registered weight as particles settle through the water. A computer connected to the balance recorded cumulative weight and elapsed time for each sample. Weight-time data were converted to sedimentation diameter using an empirical equation in Gibbs et al. (1971). A particle roughness correction suggested by Baba and Komar (1981) was also applied.

A Micromeritics SediGraph 5100 was used to analyze the <63 micron (silt-clay) fraction. Water containing the <63 micron fraction was centrifuged for approximately ten minutes. Water was decanted from the sample, and the sedimented material was rewetted with a 0.5 % Calgon solution to reduce coagulation of clay particles. Samples were run using standard techniques obtained from the manufacturer. As a final step in the sediment analysis, results from the dry sieve, settling column, and sedigraph analyses were combined, and grain-size distribution in $\frac{1}{2}$ phi intervals was obtained by linear interpolation. Mean grain-size and sorting (standard deviation) measures were computed from the cumulative distribution.

Data Entry and Summary

Data were entered into either Microsoft Excel spreadsheets or a Microsoft Access database. Faunal data were summarized by converting Access tables to a format compatible with PC-ORD (MJM Software Design, PO Box 129, Gleneden Beach, Oregon 97388) and using summary commands within this program. Transferring data to PC-ORD required assigning a unique 8-character code for each species. This was created by using the first 4 characters in both the genus and species name. A GIS geodatabase was created in ArcEditor version 9.2 (ESRI, 380 New York Street, Redlands, CA 92373-8100) to display the data. Data were imported into the GIS from the Access database. Although ArcEditor uses Access as its personal geodatabase format, the geodatabase is not a simple database but also contains georeferencing data, formatting, and other information. Because the number of taxa collected exceeded Access' limit 256 columns, faunal data were split into four groups (crustacea, molluscs, polychaetes, and other fauna) to import into the geodatabase.

Multivariate Analysis

A combination of multivariate direct gradient ordination analysis followed by a cluster analysis of the ordination scores was used in an attempt to identify biotopes, i.e., areas of uniform sedimentary and faunal characteristics. Direct gradient analysis was used to reveal trends in benthic species community variation that were related to the measured environmental data. Cluster analysis was then used to identify the natural breaks along these environmental gradients that separated distinct biotopes from one another.

The principal direct gradient analysis technique we applied was redundancy analysis (RDA). RDA, first suggested by Rao (1964), is a direct gradient ordination technique that combines ordination of sample sites based on species abundance data with regression on the environmental data to examine the relationship between community structure and the selected environmental variables (Jongman *et al.*, 1995). Significance of environmental variables in explaining community variation is determined through permutation tests. By examining the environmental

and biological data simultaneously, this analysis depicts the trends in the species data that are related to the selected environmental data. RDA is based on Euclidean distance, which is not the most appropriate resemblance measure for species data, since it incorrectly interprets shared species absences between samples as similarities. In order to circumvent this shortcoming, a Hellinger transformation was applied to species abundances as recommended by Legendre and Gallagher (2001).

Ordinations such as RDA assume a continuous environmental gradient and do not always display obvious breaks between groups of samples. In contrast, cluster analyses identify discontinuities and form discrete groups of samples. To group stations, we used K-means clustering as recommended by Legendre et al. (2002).

Biotope identification was computed through an iterative process. In the first step of this iterative process, a parsimonious set of significant environmental variables was identified by forward selection using RDA (Jongman et al., 1995). Variables identified by forward selection were trimmed by the AICc stopping criterion (Burnham and Anderson, 2002). RDA was then re-calculated using just those variables retained by the AICc model selection criterion and their natural counterparts. For example, when % Gravel, Sand, or Mud were selected by the model, the remaining two variables in that threesome (the three variables are not independent and sum to 1) were also included in the analysis.

In the second step, sample scores from the first four constrained RDA ordination axes were subjected to K-means clustering (Legendre et al., 2002). Ordinations such as RDA assume a continuous environmental gradient and do not always display obvious breaks between groups of samples. In contrast, cluster analyses identify discontinuities and form discrete groups of samples. A range of solutions from K=2 to K=10 groups were calculated and evaluated. The best clusters are those that minimize within-cluster sum-of-squares and maximize between-cluster sum-of-squares. The best solution in these analyses (meaning the best number of clusters (K)) was identified by the CH index, a metric that indicates the solution with the minimum within-group variance (Calinski and Harabasz, 1974).

Species Richness

In any community study, there is a need to estimate the number of samples that should be collected to guarantee that an adequate amount of data are available to identify and describe faunal community structure. We used an estimate of species richness to serve as the basis for determining an “adequate” sample size. Using species richness, an appropriate criterion might be, for example, to set sample size within an environmentally and biologically homogenous area large enough such that at least 70% of the species that are present are collected.

In the present study, the Chao 2 species richness estimator was used to estimate the fraction of species collected in environmentally and biologically homogenous areas within Robins Island and Shelter Island, the two more intensively sampled CNRAs. A comparison of species richness estimators by Colwell and Coddington (1994) suggested that the Chao 2 estimator worked extremely well to predict species richness. It was also particularly well suited for small sample sizes (< 25).

The Chao 2 estimator was calculated as

$$S_2^* = S_{obs} + (L^2 / 2M)$$

where S_2^* was the estimated species richness, S_{obs} was the observed number of species in the samples, L was the number of species that occurred in only one sample, and M was the number of species that occurred in exactly two samples. The variance of S_2^* was estimated as

$$\text{var}(S_2^*) = M \left[\left(\frac{L/M}{4} \right)^4 + (L/M)^3 + \left(\frac{L/M}{2} \right)^2 \right]$$

S_2^* can be used in a sequential manner as each sample is added to a pooled set. As in the case of generating species accumulation curves, the order that samples are added affects the shape of the curve of S_2^* vs. the number of pooled samples. The analysis thus required generating an ensemble by randomly permuting sample order 100-200 times and calculating the mean S_2^* for the ensemble. The curve of S_2^* vs. the number of pooled samples increases initially with sample size until about the square root of twice the total fauna is observed (Colwell and Coddington 1994). At that point the estimator should level off and become independent of sample size (Colwell and Coddington 1994). Evidence that the estimator has leveled off and become stable is necessary before it can be used with confidence.

RESULTS

General description of the sediments and faunal community

Sediments in the study area were primarily sandy (Figure 8). Only the Robins Island region had more than 1-2 samples containing > 50% silt-clay. Mean grain sizes for four of the regions, Flanders Bay (0.19 mm), Robins Island (0.19 mm), Orient Harbor (0.15 mm) and Northwest Harbor (0.23 mm), were in the fine sand range. Mean grain size for Shelter Island (0.44 mm) and Gardiners Island (0.62 mm) was in the medium and coarse sand range, respectively. Field data and grain size summary data tabulated by sample are contained in Appendices 1 and 2. Data for each sample expressed as percent by weight in half phi intervals are given in Appendix 3.

A total of 83,072 animals representing 263 taxa were collected in the 177 samples. Average abundance in the 177 samples was 469 individuals per sample. Of the 263 taxa, 45.3% were polychaetes, 18.6% were molluscs, 27.0% were crustaceans, and the remainder (9.1%) were distributed among other groups (Table 1). Numerical dominants included nematods (176 per sample), oligochaetes (34 per sample), the cirratulid polychaete *Tharyx* sp. (26 per sample), the common slipper shell *Crepidula fornicata* (21 per sample), the capitellid polychaete *Capitella* sp (16 per sample), the bivalve *Macoma tenta* (16 per sample), the spionid polychaete *Prionospio*

pinnata (15 per sample), and the paraonid polychaete *Aricidea catherinae* (11 per sample). These eight taxa represented about 67% of the total number of individuals collected. Faunal summary data tabulated by sample and by species are contained in Appendix 4.

Average faunal abundances in each CNRA were 476 individuals per sample for Flanders Bay, 283 individuals per sample for Robins Island, 294 individuals per sample for Orient Harbor, 730 individuals per sample for Shelter Island, 362 individuals per sample for Northwest Harbor, and 233 individuals per sample for Gardiners Island. Summary data tabulated by region and by individual samples is contained in Appendices 4 and 5.

a) Flanders Bay

In Flanders Bay, seven samples were distributed among five initial geophysical provinces. Water depths ranged from 2.1 to 3.9 meters. Salinity was 26-27 psu and was the lowest of any region. Five of the seven samples consisted of greater than 50% sand. The exceptions were PEC02 with 47% gravel and PEC06 with 58% silt-clay. Organic content ranged from <1 to 5%.

Abundances ranged from 116 to 1,112 individuals per sample and species richness varied from 12 to 36 species per sample. A total of 60 species were collected. The most abundant species was the capitellid polychaete *Capitella* sp and represented 38.3% of the total number of individuals in the samples. Other abundant species included the common slipper shell *Crepidula fornicata* (10.4%), nematodes (18.0%), and oligochaetes (10.6%). Two commercial bivalve species were collected in this region, the soft shell clam *Mya arenaria* (PEC03) and the common oyster *Crassostrea virginica* (PEC02).

b) Robins Island

Sixty samples were collected in the Robins Island region. These were distributed among six initial geophysical provinces. Water depths ranged from 2.5 to 16 meters. This region had the largest number of muddy samples. Almost half (28 of 60) of the samples contained more than 50% silt-clay. Only 5 samples contained more than 1% gravel. Organic contents generally ranged from 0.3 to 6%.

Faunal abundances varied by almost order of magnitude from 74 to 700 individuals per sample. Species richness ranged from 17 to 38 species per sample. A total of 112 species were collected. Numerically abundant species included the spionid polychaete *Carazziella hobsonae* (5.7%), the chevron worm *Glycinde solitaria* (6.4%), the bivalve *Macoma tenta* (16.7%), the capitellid polychaete *Mediomastus ambiseta* (5.9%), the bivalve *Nucula proxima* (7.8%), oligochaetes (5.0%), and the spionid polychaete *Prionospio pinnata* (15.4%). Commercial shellfish included the channeled whelk *Busycon canaliculatum* (sample R54), the razor clam *Ensis directus* (R01, R03, R06, and R09), and the hard clam *Mercenaria mercenaria* (23 samples from 15 stations).

c) Orient Harbor

Thirteen samples were distributed among 8 initial geophysical provinces in Orient Harbor. Water depths ranged from 2.9 to 14.4 m. Sediments in the central area of the harbor were

muddier than those around the margins, with 2 of the 3 samples within the central geophysical province (Orient A) having greater than 50% silt-clay. Organic contents ranged from 0.4 to 6.8%.

Abundances varied from 69 to 943 individuals per sample, and species richness ranged from 12 to 36 species per sample. A total of 92 species were collected. The tube-building amphipod *Ampelisca vadorum* (6.1%), the capitellid polychaete *Capitella* sp (16.0%), and nematodes (28.0%) were the most abundant taxa. Commercial species collected in this region included the razor clam *Ensis directus* (PEC29) and the surf clam *Spisula solidissima* (PEC47).

d) Shelter Island

Shelter Island was one of the two CNRAs more intensively sampled, and 70 samples were collected in the 7 initial geophysical provinces. Fifty-nine of the 70 samples contained > 50% sand. Organic contents varied between 0.3 and 6.3%. Water depths ranged from 3 to 10.5 m.

Faunal abundances ranged from 42 to 13,612 individuals per sample, the widest range of any region. Number of species per sample varied between 6 and 41. A total of 155 species were collected. Nematodes represented 55.7% of all the individuals collected. Other abundant taxa included the common slipper shell *Crepidula fornicata* (5.0%), oligochaetes (8.5%), and the cirratulid polychaete *Tharyx* sp (6.3%). Commercial shellfish found in this region included the knobbed whelk *Busycon carica* (S24), the common oyster *Crassostrea virginica* (S46), the razor clam *Ensis directus* (S01, S21), the hard clam *Mercenaria mercenaria* (S37-38), and the surf clam *Spisula solidissima* (S11, S22, S35, S39, S45, S47, S49, S51-52, S67-68).

e) Northwest Harbor

Within Northwest Harbor, 12 samples were collected at 7 initial geophysical provinces. Water depths varied between 3.5 and 10.4 m at the sampling stations. Most samples were sandy, and only one (PEC41) contained > 50% silt-clay. Organic contents varied between 0.3 to 3.1%.

Abundances ranged from 51 to 674 individuals per sample, and species richness varied from 10 to 47 species per sample. Ninety-seven species were collected. Abundant species included the polychaete *Aricidea catherinae* (17.1%), the capitellid polychaete *Capitella* sp (8.3%), the common slipper shell *Crepidula fornicata* (5.3%), nematodes (14.3%), and the cirratulid polychaete *Tharyx* sp (6.5%). Three commercial shellfish were collected in this region, the razor clam *Ensis directus* (PEC33, PEC38), the hard clam *Mercenaria mercenaria* (PEC39), and surf clams *Spisula solidissima* (PEC 37-38).

f) Gardiners Island

Fifteen samples were collected in the Gardiners Island region. Samples were distributed among 13 initial geophysical provinces. Sediment samples average about 80% sand, and percent sand was < 50% in only 1 of the 13 samples (PEC14). Organic content ranged from 0.2 to 1.6% and was the lower than any other region. Water depths at the sampling locations varied between 4.7 and 17.2 m.

Abundances varied from 8 to 558 individuals per sample, and species richness ranged from 4 to 31 species per sample. A total of 92 species were collected. The skeleton shrimp *Caprella penantis* (7.7%), the common slipper shell *Crepidula fornicata* (14.6%), nematodes (13.1%), oligochaetes (6.4%), and the cirratulid polychaete *Tharyx* sp (8.2%) were the most abundant taxa. No commercial shellfish species were collected in this region.

Multivariate Analysis

In the multivariate analysis of the two more intensively sampled regions, Robins Island and Shelter Island, biotope membership was highly correlated with the geophysical provinces initially identified by visual inspection of the acoustic records. For Robins Island, six initial geophysical provinces were identified based on the sonar data. The multivariate analysis confirmed the presence of 6 biotopes, and only 4 of the 30 sampling stations (A4, B2, E1, and E2) shifted to another group (see Figure 9, Table 3). At Shelter Island, the original visual geophysical classification suggested the presence of 7 provinces. Multivariate analysis combined 3 of those provinces largely intact into 1 large biotope (See Figure 19, Table 5), reducing the total to 5 biotopes. Only 3 of the 35 sampling stations shifted to another group (C1, E3, and C4).

a) Robins Island

Six biotopes were identified (Table 3). Figure 9 displays the arrangement of samples into the six biotopes. Figure 10 gives the relative species abundance trends for those species with more than 50% (top panel) and 25% (bottom panel) of their variance captured by these two dimensions across these six biotopes.

Abundance differed among the six biotopes (Table 4). Highest abundance was observed at Biotope 5 (449 per sample) and was more than twice the average abundance at Biotope 2 (225 per sample), the biotope with lowest abundance. Species richness also varied among biotopes. Biotopes 2 and 4 had the lowest species richness (about 30 species per sample); Biotope 3 had the highest species richness (38.5 species per sample). The distribution and abundance of representative species superimposed on the ordination results are given in Figures 11-18.

Robins Island Biotope 1

Biotope 1 was composed of all 5 stations from geophysical province C (a hummocky facies between provinces B, D and E and at the head of the deep submerged river valley in the center of the study area) as well as two samples from E and one sample from Area B. The spionid polychaete *Paraprionospio pinnata* was the numerically dominant species in Biotope 1 and exhibited its highest abundances in the whole study area here (91 per sample) (Table 4). The bivalve *Macoma tenta* (46.3 per sample), the polychaete *Glycinde solitaria* (21.3 per sample), and the Atlantic nut clam *Nucula proxima* (19.7 per sample) were the next most abundant species. The burrowing brittle star, *Ophiuroidea* sp. (probably *Amphioplus abditus*) was moderately abundant (4.5 per sample).

Robins Island Biotope 2

Biotope 2 was composed of all 5 samples initially classified as geophysical province D (a sediment facies on the northeastern side of the study area characterized by very fluid and unconsolidated mud). The bivalve *Macoma tenta* was the most abundant species (43.7 individuals per sample), followed by the gastropod *Turbonilla interrupta* (29.2 per sample) and the spionid polychaete *Paraprionospio pinnata* (21 per sample)(Table 4). Abundances of the burrowing brittle star *Ophiuroidea* sp. (probably *Amphioplus abditus*) were moderately high (12.4 per sample). Abundances of the maldanid polychaete *Macroclymene zonalis* are the lowest of all the biotope averages (0.6 per sample).

Robins Island Biotope 3

Biotope 3 was composed of 4 of 5 stations from geophysical province A. This province was a shallow (3.5-5m depth) sandy sediment facies on the western side of the study area. Juvenile hard clams, *Mercenaria mercenaria*, were present at very high abundances in Biotope 3 (30 per sample). The bivalve *Macoma tenta* was the second most abundant species in Biotope 3. *M. tenta* were present at abundances of 24.7 individuals per sample. The third most abundant species was the channel-barrel bubble (gastropod) *Acteocina canaliculata* (20.8 per sample), followed by the polychaete *Glycinde solitaria* (20.2 per sample). The capitellid polychaete *Mediomastus ambiseta*, the spionid polychaete *Carazziella hobsonae*, and ribbon worms *Nemertinea* sp. were all present at their lowest densities in Biotope 3.

Robins Island Biotope 4

Biotope 4 was composed of 4 of the 5 stations from geophysical province B (a muddy sediment facies near the center of the study area). Three species exhibited their highest abundances in Biotope 4: the capitellid polychaete *Notomastus* sp. (21.9 individuals per sample), the maldanid polychaete *Sabaco elongatus* (9.0 per sample), and the burrowing brittle star *Ophiuroidea* sp. (probably *Amphioplus abditus*) (14.9 per sample). The spionid polychaete *Paraprionospio pinnata* was the numerically dominant species in Biotope 4 (54.2 individuals per sample).

Robins Island Biotope 5

Biotope 5 was composed of all 5 samples initially classified as geophysical province F. This sediment facies on the southern end of the study area was the deepest part of the study area (13-17.5 meters depth) and was located at the foot of what looks like a drowned river valley. Six species exhibited their highest abundances in Biotope 5: the bivalve *Macoma tenta* (136.7 individuals per sample), the Atlantic nut clam *Nucula proxima* (42.8 per sample), the spionid polychaete, *Carazziella hobsonae* (60 per sample), the cirratulid polychaete, *Monticellina dorsobranchialis* (42.9 per sample), the deposit-feeding trumpet worm, *Pectinaria gouldii* (15.3 per sample), and flatworms, *Turbellaria* sp (5.9 per sample). The deposit-feeding polychaete *Mediomastus ambiseta* (36.1 per sample), and brittle star *Ophiuroidea* sp. (probably *Amphioplus abditus*) (13.4 per sample) also exhibited elevated abundances at Biotope 5.

Robins Island Biotope 6

Biotope 6 included the remaining station from province A and three stations from province E (a highly reflective facies on the eastern side of the study area). Oligochaetes were the numerically dominant species at Biotope 6 (54.5 individuals per sample) (Table 4). Four species were at their highest densities at Biotope 6: oligochaetes, the deposit-feeding polychaete *Mediomastus ambiseta* (42.8 individuals per sample), the polychaete *Cirrophorus* sp. (7.9 per sample), and the tube-building amphipods *Ampelisca* spp (3.5 per sample). Three species were present at especially low densities: the capitellid polychaete *Notomastus* sp (0.3 per sample), the channeled barrel bubble, *Acteocina canaliculata* (0.3 per sample), and the deposit-feeding trumpet worm *Pectinaria gouldii* (0.7 per sample). Several were absent altogether: brittle stars, the maldanid polychaete *Sabaco elongates*, and the gastropod, *Turbonilla interrupta*. The hard clam *Mercenaria mercenaria* was present at intermediate densities (2.3 per sample).

b) Shelter Island

Five biotopes were identified (Table 5). Figure 19 displays the arrangement of samples into the five biotopes and the relative species abundance trends for representative species.

Abundance differed among the five biotopes (Table 6). Highest abundance was observed at Biotope B (2,075 individuals per sample). This average was more than twenty times the average abundance at Biotope F (85 per sample), the biotope with lowest abundance. Species richness also varied among biotopes. Biotopes CEG and A had the highest species richness (about 28 species per sample). Biotope F had the lowest species richness (15 species per sample). Distribution and abundance of representative species superimposed on the ordination results are given in Figures 20-27.

Shelter Island Biotope CEG

Biotope CEG was composed of 3 stations in the initial geophysical province C, one station from D, 4 of 5 stations from E, and all 5 stations initially classified as geophysical province G (Table 5). This biotope represented stations distributed in the central and eastern parts of the region. Samples were medium sand (72.5%) with a mixture of both shell and gravel (12.7%) and silt-clay (14.7%). Organic content averaged 1.6%. Many samples had a layer of *Crepidula* shell on the sediment surface with a layer of silt-clay under it. The common slipper shell *Crepidula fornicata* (85.5 individuals per sample) and the cirratulid polychaete *Tharyx* sp (118.8 per sample) reached their highest abundances in this biotope (Table 6). Other abundant taxa included the deposit feeding, orbinid polychaete *Aricidea catherinae* (23.1 individuals per sample), nematodes (69.3 per sample), and nemerteans (38.0 per sample).

Shelter Island Biotope D

Biotope D included 4 of 5 stations from initial geophysical province D and one station each from C and E (Table 5). Most stations from this biotope were found in the southern portion of the Shelter Island region. Sediments were coarse with a high proportion of gravel (34.8%), sand (51.7%), and shell. Organic content averaged 1.8%. Fauna in this biotope resembled CEG more

than any other biotope (Table 6). Dominant taxa included the amphipod *Batea catharinensis* (103.8 individuals per sample), the capitellid polychaete *Capitella* sp (40.3 individuals per sample), the common slipper shell *Crepidula fornicata* (36.0 individuals per sample), the gammarid amphipod *Elasmopus levis* (40.9 per sample), the mysid shrimp *Heteromysis formosa* (30.1 per sample), the aorid amphipod *Lembos smithi* (55.4 per sample), nematodes (67.1 per sample), nemertean (36.7 per sample), and the cirratulid polychaete *Tharyx* sp (30.4 per sample). The crustaceans (i.e., *B. catharinensis*, *E. levis*, *H. formosa*, *L. smithi*) are all characteristically associated with shell, stones, and/or other structural materials.

Shelter Island Biotope F

Biotope F was composed of all 5 stations initially classified as geophysical province F. This biotope represented a medium sand “ridge” that was 1-3 m shallower than the surrounding seafloor. Sediments were 96.7% sand with very little gravel (1.5%) or silt-clay (1.8%). Organic content was 0.4%. The combined facies, shape, and location of this area suggests that it is an erosive surface. Consistent with that characterization, the fauna in biotope F had the lowest abundance and species richness of any of the Shelter Island biotopes (Table 6). Nematodes were the only abundant taxa (26.5 individuals per sample). Several species found in all 4 of the other biotopes, including *Capitellid* sp, *Caprella penantis*, *Elasmopus levis*, *Nucula proxima*, the mud crab *Panopeus herbstii*, the spionid polychaete *Prionospio heterobranchia*, and the syllid polychaete *Sphaerosyllis erinaceus*, were conspicuously absent in this biotope.

Shelter Island Biotope B

Biotope B was composed of all 5 stations from geophysical province B as well as one additional station (C4). Sediments were medium to coarse sand (91.1%) with very low silt-clay (2.7%) and organic contents (1.1%). Most grab samples had a layer of rockweed (*Fucus* sp) present on the sediment surface. Sonar records indicated that areas represented by samples in this biotope were irregular, less reflective patches distributed within geophysical province C. This shape and lower reflectivity is consistent with the algal cover observed in the grab samples. Nematodes (1792.8 individuals per sample) were extremely abundant in this biotope and represented 86% of all the individuals collected (Table 6). The deposit feeding, orbinid polychaete *Aricidea catherinae* (28.9 individuals per sample), a small, suspension feeding bivalve *Gemma gemma* (77.3 per sample), the syllid polychaete *Parapionosyllis longicirrata* (96.2 per sample), and the deposit feeding opheliid *Travisia carnea* (58.0) were also abundant. All of these taxa reached their maximum abundances in this biotope.

Shelter Island Biotope A

Biotope A was composed of all 5 samples initially classified as geophysical province A, a sediment facies on the northwest side of the study area characterized by coarse sand with gravel and shell. Samples in this biotope consisted of about 82% sand and only 2% silt-clay. Mean organic contents was < 1%. Side scan images showed the presence of sand waves. Nematodes and oligochaetes were the most abundant taxa, with average abundances of 499 and 357 individuals per sample, respectively (Table 6). Other abundant fauna included the syllid polychaete *Brania wellfleetensis* (26.8 per sample), the common slipper shell *Crepidula*

fornicata (22.7 per sample), the gammarid amphipod *Elasmopus levis* (24.2 per sample), and the syllid polychaete *Parapionosyllis longicirrata* (28.0 per sample). Syllids are motile, epifaunal worms usually associated with hard substrates.

c) Other Regions

An attempt was made to carry out a biotope analysis on each of the remaining 4 regions (Flanders, Orient, Northwest, and Gardiners). This attempt was unsuccessful because too few samples were available to unambiguously identify the number of groups (biotopes) present.

Species Richness

A minimum of 10 samples was required to successfully estimate species richness for a biotope using the Chao 2 index (Tables 7-8). None of the species richness curves with less than 10 samples leveled off as required to estimate species richness using the Chao 2 index. In addition, the analysis was successful in only 2 of 4 biotopes with exactly 10 samples. Figure 28 shows examples of biotopes where the Chao 2 index successfully provided (A) and failed to provide (B) an estimate of species richness. Also shown are species accumulation curves for the two biotopes. Calculations based on replicate samples tended to yield slightly lower species richness estimates (~4.7% on average) than when the samples were averaged for each station (compare individual tables in Tables 7-8).

Overall, the sampling effort conducted yielded 70 to 82% of the estimated species within each biotope (Tables 7-8). In 4 of the 6 biotopes where species richness estimates were possible (Biotope 5 at Robins Island and D, F, and B at Shelter Island), a fixed collection effort of 10 samples yielded 75-79% of the estimated species present (Figures 29-30). The two exceptions were biotope CEG at Shelter Island where 10 samples resulted in the collection on average of 54% of the species, and Biotope 1 in Robins Island where a 10-sample effort resulted in 62% of the species collected. Both these biotopes were the most diverse assemblages examined in their respective region. Although only these two large-sample examples were available, a 15-sample collection effort increased the fraction of species collected by an additional 7 to 8%.

DISCUSSION

General description of the sediments and faunal community

The 6 CRNAs varied moderately in their general environmental characteristics, with no region representing an extremely different habitat compared to the others. Sediments ranged from silty-sand at the Robins Island region to medium and coarse sand at the Gardiners and Shelter Island regions. Average faunal abundances differed by a factor of 3, with the highest values at Shelter Island and the lowest at Gardiners and Robins Islands. Species richness was much more comparable, varying by no more than 50% among regions. Nevertheless, despite similarities in general faunal characteristics, species compositions did vary among regions. Robins Island and Shelter Island, the two regions with the largest contrast in bottom types, for example, had only 3

of their abundant taxa in common (nemerteans, *Nucula proxima*, and oligochaetes – compare Tables 4 & 6).

Comparisons among the 6 CNRAs should be done with caution for several reasons. Samples were collected over a two year period, and interannual differences would be expected to occur in each region. Four of the 6 regions, Flanders, Orient, Northwest, and Gardiners, were sampled at much lower intensity than Robins Island and Shelter Island. Thus, the fauna were not as well characterized as in the two most intensively sampled regions. Finally, comparisons should be at the biotope level, and not among whole regions where heterogeneity of bottom type is known to exist.

Multivariate Analysis

Based on these two intensively sampled regions, Robins Island and Shelter Island, visual province identification appears to be an accurate but somewhat conservative approach to stratifying a region. Only a small percentage of stations (12%) were not classified with members of their original geophysical province. At Robins Island, all five stations in C, D, and F remained together in the final biotope assignments. Provinces A and B had one station reassigned to a different biotope. E had the worst initial assignments, with two stations classified into a different biotope. At Shelter Island, A, B, F, and G remained together, while provinces D and E had one station reassigned. Only province C had two stations classified into different biotopes. In both regions, no province was split to the extent that its stations were so scattered among multiple biotopes that it lost its identity. The high degree to which the geophysical provinces retained their identity suggests that the visual analysis of the acoustic data was very successful in stratifying the study area into homogeneous provinces.

There are a number of potential reasons why individual stations were not classified with members of their original geophysical province. Benthic faunal populations and communities are patchy in space and time and have long been described as spatial and temporal mosaics produced by variations in biotic and physical processes (e.g., Johnson 1970, Rhoads et al. 1978, Barry and Dayton 1991). It is not surprising to us, therefore, that we found variability among stations within a geophysical province. Even in homogeneous environments, variation in recruitment, mortality, and other biological processes will create spatial patchiness. Replicates can provide some protection by reducing variability, but modest replication with n=2 will not eliminate all patchiness. The current biological study was also limited to one-time sampling, and a single snapshot cannot be expected to represent long-term conditions.

Classification differences among individual stations may also reflect small-scale spatial heterogeneity in environmental conditions. The geophysical provinces were meant to reflect important large-scale environmental processes such as sediment mobility and current regime. Therefore, very small patches would not be identified. Small-scale environmental variability even if not readily apparent in the acoustic data could still affect the faunal assemblage. For example, a small meter-sized patch of coarse material or anthropogenic debris might not be visible in the acoustic analysis. It would, however, be discovered and settled by larvae of benthic species requiring an attachment site (e.g., barnacles) or species that require shelter from predation (e.g., small crabs). Shelter Island station SC1 is an example of a station that showed

small scale patchiness. The replicate samples (S15, S16) have considerably different sediment characteristics. S15 is composed of 63.8% gravel, 13.1% sand, and 23.1% silt-clay. In contrast, the replicate sample S16 had 11.9% gravel, 4.3% sand, and 83.8% silt-clay.

Classification differences among individual stations may also have resulted from larger-scale environmental differences and occurred because the boundaries between provinces were inaccurately drawn. In our experience with interpreting acoustic data, the transition between geophysical provinces is often gradational, and the location of a boundary then becomes subjective. Detailed examination of grain-size and sediment profile images could help determine whether boundaries should have been drawn differently. We also believe there is a large amount of biologically-relevant information that has yet to be extracted from the acoustic data and further multivariate analysis of the acoustic texture data could reduce these classification differences.

Although the initial geophysical provinces and final biotopes agreed at Robins Island, our results clearly justified the presence of 5 biotopes rather than the 7 initial provinces at Shelter Island. The 7 initial geophysical provinces at Shelter Island were a good first approximation of benthic faunal distributions and explained a significant amount of the community variance. The 5 final biotopes, however, explained about the same amount of variance with fewer nominal groups of stations. Thus, acoustic mapping alone was not sufficient to describe the most parsimonious distribution of faunal assemblages. This result supports the conclusion in Brown *et al.* (2002) that some of the geophysical features detectable by acoustic surveys that appear to characterize distinct sedimentary regions are not always biologically relevant.

The geophysical provinces (and stations) that were combined were for the most part contiguous in their distribution. For example, a continuous region can be drawn using the stations in C, E, and G included in biotope CEG. This is essentially done by merging adjacent provinces E and G, along with the eastern part of C. Only station D4 in this biotope appears to be geographically unrelated to this large, contiguous region. Similarly, station E3 and the 4 stations in biotope D are contiguous. Only station C1 is an “outlier” in biotope D. As noted earlier, the replicate samples at this station had contrasting sediment characteristics, suggesting that the bottom in immediate area of this station was especially patchy.

We believe that the process used in this study, i.e., a process that may start with a large number of subdivisions and then reduces them is far preferable to one that starts with too few. A faunal analysis that combines areas will be more robust than one that splits them. Starting conservatively with more areas than can be justified helps to insure that each will be adequately sampled. That is not the case if initial subdivisions need to be split. Splitting can potentially result in too few samples within areas to adequately describe community structure, as suggested by the species richness results in the next section.

Species Richness

For any fixed level of sampling effort within an area, coarse sediment, low species richness biotopes tended to have a greater estimated fraction of species sampled than finer-grained, high species richness biotopes (Figures 29-30). For example, biotopes B, D, and F at Shelter Island

were all coarser grained and had lower estimated species richness than biotope CEG. With a sample size of 10, an estimated 77% of the species were collected at B, D, and F compared to 54% at CEG (Figure 30). Caution is advised in interpreting this pattern, both because of the small number of estimates and because some of the biotopes failed to produce species richness estimates. This pattern is, however, consistent across the two data sets and suggests that within a study area, coarser bottom types with low biodiversity may require lower sampling effort than finer-grained, more diverse biotopes. Further examination of additional data sets is warranted.

The failure of the Chao 2 estimator to produce a species richness estimate was due primarily to the small number of samples available for some biotopes. All biotopes with less than 10 samples and 50% of the biotopes with exactly 10 samples failed to converge on an estimate. Other possible causes for failed estimates also need to be considered. Since the Chao 2 estimator is based on the number of rare species in a set of samples, it would be sensitive to the care taken in processing samples and a taxonomist's ability to recognize a rare species occurrence. In addition, misclassification of samples into a biotope is also a concern, since non-homogeneity would increase the number of "rare" species. In the future, a test for homogeneity should be developed and used with the species richness estimator. Although the details have not been worked out, such a test can probably be based on comparing species accumulation to rarefaction curves (Colwell and Coddington 1994). Rarefaction can also produce a plot of expected number of species vs. number of samples, but does so assuming random sampling of the pooled data without replacement.

The slightly lower species richness estimates (~4.7% on average) when calculations were based on replicate samples compared to when the samples were averaged for each station (compare individual tables in Tables 7-8) is easily explained. Replicate samples at a station are not completely independent of one another but were treated as if they were. The Chao 2 estimator depends on the number of rare species present in the set of samples. A species that occurred at only one sampling station within a biotope would increase M in the Chao 2 formula when 2 replicates were used, but it would increase L when station averages were calculated. Since M is in the denominator and L is in the numerator of the Chao 2 formula, only one or two such occurrences would account for the observed differences. Since the differences were small, either replicates or station averages can be used to examine sampling effort.

So, how many faunal samples should be collected in each biotope to characterize community structure? Using the data sets analyzed, two samples would yield on average only about 38% of the species present, clearly not enough to characterize a community. Ten samples would result in the collection of >70% of the species in most biotopes but only about 50-60% of the species in the most diverse assemblages within a region. Collecting >70% of the species is likely to be sufficient to characterize community structure, but 50-60% seems inadequate. From the limited examples of large-sample, species rich biotopes (Biotope 1 in Robins Island and Biotope CEG in Shelter Island), 20 samples might be needed for S_{obs} / S_2^* to consistently exceed 70%. An effort beyond 20 samples for one biotope is probably not practical in a survey. The analysis suggests, therefore, that sampling levels may need to be two-tiered with at least 10 samples in a biotope but with twice that effort allocated to one or two of the most diverse biotopes. *A priori* identification of these diverse biotopes from the geophysical and grain-size data would be useful but is beyond the scope of the present study. It does appear to be possible, however, since at

least in the two regions intensively sampled, biotopes with finer-grained sediments tended to be the most diverse.

CONCLUSIONS

Acoustic mapping of the estuary floor provided a useful foundation from which to map benthic biotopes. Geophysical surveys produced an image of the benthic landscape unattainable by discrete point sampling. Once interpreted, the acoustic survey revealed the location and extent of areas of similar bottom type and the boundaries between areas of dissimilar sediment characteristics. However, some of the physical variables that are important for differentiating geophysical boundaries are not important for discriminating biological community boundaries. Acoustic mapping alone was not sufficient to describe benthic biotopes and this result underscores the continued need for groundtruthing in future studies. Landscape views of sedimentary provinces need to be supplemented by biological community data, grain-size measurements and variables of intermediate scale such as sediment profile images.

While acoustic mapping provided an accurate approach to stratifying a region, our species richness analysis suggested that ground truth sampling will still require a significant effort to adequately characterize community structure. Although arbitrary, we recommend that the fraction of species collected in a biotope approach 70-75% to adequately characterize an area. At such a level, a fair number of rare species will be collected and an adequate estimate of species richness can be made. Why might it be important to sample this thoroughly? Abundant species are not necessarily the most functionally important, and rare taxa may include “keystone” species, critical to energy and material flows (Hooper et al 2005). Additionally, rare species are often more sensitive to disturbance than abundant species, so their occurrence along with estimates of species richness can serve as reliable indicators of environmental degradation (Cao et al 1998, Gaston 1998). Unfortunately, rare species are largely ignored in assessment and monitoring programs, one of the sacrifices made for the sake of cost efficiency (Cao et al 1998).

LITERATURE CITED

Baba, J. and P.D. Komar 1981. Measurements and analysis of settling velocities of natural quartz sand grains. *J. Sed. Petrol.* 51: 631-640.

Barry, J.P. and P.K. Dayton. 1991. Physical heterogeneity and the organization of marine communities. In: Kolosa, J. and S.T.A. Pickett (eds.) *Ecological Heterogeneity*. Springer-Verlag, NY. pp 270-320.

Bell R.E., R.D. Flood, S.M. Carbotte, W.B.F. Ryan, C. McHugh, M. Cormier, R. Versteeg, D. Chayes, H. Bokuniewicz, V. Ferrini, and J. Thissen. 2000. Hudson River Estuary Program Benthic Mapping Project New York State Department of Environmental Conservation Revised Final Report - Aug. 15, 2000

Brown, C.J., K.M. Cooper, W.J. Meadows, D.S. Limpenny, and H.L. Rees. 2002. Small-scale mapping of sea-bed assemblages in the eastern English Channel using sidescan sonar and remote sampling techniques. *Est. Coast. Shelf Sci.* 54:263-278.

Burnham, K. P., and Anderson, D. R. (2002). *Model Selection and Inference: A Practical Information-Theoretic Approach*: Springer.

Calinski, T., and Harabasz, J. (1974). A dendrite method for cluster analysis. *Comm. Statistics* 3, 1-27.

Cao, Y., D.D. Williams, and N.E. Williams. 1998. How important are rare species in aquatic community ecology and bioassessment? *Limnol. Oceanogr.* 43: 1403-1409.

Colwell, R.K. and J.A. Coddington (1994). Estimating terrestrial biodiversity through extrapolation. *Phil. Trans. Roy. Soc. Lon. B.* 345: 101-118.

Forman, R.T.T. 1995. *Land Mosaics: The Ecology of Landscapes and Regions*. Cambridge University Press, Cambridge, UK.

Folk, R.L. 1964. *Petrology of Sedimentary Rocks*. Hemphill Pub. Co., Austin, Texas.

Flood R.D. 2004. Benthic mapping for habitat classification in the Peconic Estuary. Final report to the Long Island Chapter of The Nature Conservancy. Marine Sciences Research Center, Stony Brook University, Stony Brook, NY.

Gaston, K.K. 1998. Ecology: Rarity as double jeopardy. *Nature* 394: 229-230.

Gibbs, R.J., M.D. Matthews, and D.A. Link. 1971. The relationship between sphere size and settling velocity. *J. Sed. Petrol.* 41: 7-18.

Hooper, D. U., F. S. Chapin, III, J. J. Ewel, A. Hector, P. Inchausti, S. Lavorel, J. H. Lawton, D. M. Lodge, M. Loreau, S. Naeem, B. Schmid, H. Setälä, A. J. Symstad, J. Vandermeer, and D. A. Wardle. 2005. Effects of Biodiversity on Ecosystem Functioning: A Consensus of Current Knowledge. *Ecol. Monogr.* 75: 3-35.

Johnson, R.G. 1970. Variations in diversity within benthic marine communities. *Am. Nat.* 104: 285-300.

Jongman, R.H.G., C.J.F. ter Braak, and O.F.R. Van Tongeren. 1995. *Data analysis in community and landscape ecology*. Cambridge University Press, New York.

Legendre, P. and E.D. Gallagher. 2001. Ecologically meaningful transformations for ordination of species data. *Oecologia*: 129: 271-280.

Legendre, P. and L. Legendre (1998) *Numerical Ecology*. Elsevier Science, Amsterdam. 853 pp.

Legendre, P., Ellingsen, K. E., Bjornbom, E., and Casgrain, P. (2002). Acoustic seabed classification improved statistical method. *Can. J. Fish. Aquat. Sci.* 59, 1085-1089.

Peconic Estuary Program (2001) Peconic Estuary Comprehensive Conservation and Management Plan. Suffolk County Department of Health Services. 866 pp.

Rao, C.R. 1964. The use and interpretation of principle components analysis in applied research. *Sankhyaa, Ser. A.* 26: 329-358.

Rhoads, D.C., P.L. McCall, and J.Y. Yingst. 1978. Disturbance and production on the estuarine seafloor. *Am. Scientist* 66: 577-586.

Robbins, B.D. and S.S. Bell. 1994. Seagrass landscapes: a terrestrial approach to the marine subtidal environment. *Trends Ecol. Evol.* 9:301–304.

Ryan, W.B.F. and R.D. Flood, 1996. Side-looking sonar backscatter response at dual frequencies. *Mar. Geophys. Res.* 18:689-705.

Table 1

Table 1. List of taxa collected during Phase I sampling.

Code	Phylum	Class	Order	Family	Species
115	Cnidaria	Anthozoa	Actinaria		Actinothoe sp
162	Cnidaria	Anthozoa	Actiniaria		Actiniaria sp
147	Cnidaria	Anthozoa	Actiniaria		Haloclava producta
221	Cnidaria	Anthozoa			Anthozoa sp
62	Mollusca	Bivalvia		Arcidae	Anadara transversa
61	Mollusca	Bivalvia		Animiidae	Anomia simplex
224	Mollusca	Bivalvia			Arcidae sp
184	Mollusca	Bivalvia		Astartidae	Astarte castanea
60	Mollusca	Bivalvia			Bivalvia sp
89	Mollusca	Bivalvia		Crassatellidae	Crasinella mactracea
163	Mollusca	Bivalvia		Ostreidae	Crassostrea virginica
68	Mollusca	Bivalvia		Solenidae	Ensis directus
71	Mollusca	Bivalvia		Veneridae	Gemma gemma
203	Mollusca	Bivalvia		Cardiidae	Laevicardium sp
64	Mollusca	Bivalvia		Lyonsiidae	Lyonsia hyalina
244	Mollusca	Bivalvia		Tellinidae	Macoma tenta
70	Mollusca	Bivalvia		Veneridae	Mercenaria mercenaria
137	Mollusca	Bivalvia		Mactridae	Mulinia lateralis
171	Mollusca	Bivalvia		Myacidae	Mya arenaria
249	Mollusca	Bivalvia		Mytilidae	Mytilidae sp
66	Mollusca	Bivalvia		Nuculidae	Nucula proxima
104	Mollusca	Bivalvia		Nuculidae	Nucula tenuis
51	Mollusca	Bivalvia		Pandoridae	Pandora gouldiana
67	Mollusca	Bivalvia		Periplomatidae	Periploma leanum
207	Mollusca	Bivalvia			Siliqua costata
151	Mollusca	Bivalvia		Solemyidae	Solemya velum
103	Mollusca	Bivalvia		Mactridae	Spisula solidissima
176	Mollusca	Bivalvia		Solecurtidae	Tagelus sp
69	Mollusca	Bivalvia		Tellinidae	Tellina agilis
31	Arthropoda	Crustacea	Amphipoda	Haustoriidae	Acanthohaustorius intermedius
124	Arthropoda	Crustacea	Amphipoda	Haustoriidae	Acanthohaustorius millsii
218	Arthropoda	Crustacea	Amphipoda		Ampelisca abdita
219	Arthropoda	Crustacea	Amphipoda		Ampelisca sp
30	Arthropoda	Crustacea	Amphipoda	Ampeliscidae	Ampelisca vadorum
32	Arthropoda	Crustacea	Amphipoda	Ampeliscidae	Ampelisca verrilli
65	Arthropoda	Crustacea	Amphipoda	Ampithoidae	Ampithoe rubricata
170	Arthropoda	Crustacea	Amphipoda	Ampithoidae	Ampithoe valida
130	Arthropoda	Crustacea	Isopoda		Ancinus depressus
86	Arthropoda	Crustacea	Amphipoda	Ampharetidae	Asabellides oculata
172	Arthropoda	Crustacea	Isopoda		Asellota janiroidea
165	Arthropoda	Crustacea			Balanus balanoides
79	Arthropoda	Crustacea			Balanus sp
46	Arthropoda	Crustacea	Amphipoda	Pontogeneiidae	Batea catharinensis
128	Arthropoda	Crustacea	Amphipoda	Haustoriidae	Bathyporeia quoddyensis
225	Arthropoda	Crustacea	Decapoda		Brachyura sp
183	Arthropoda	Crustacea	Amphipoda	Ampeliscidae	Byblis serrata
35	Arthropoda	Crustacea	Amphipoda	Caprellidae	Caprella penantis
229	Arthropoda	Crustacea			Caridea sp
85	Arthropoda	Crustacea	Amphipoda		Corophium sp

Table 1

Code	Phylum	Class	Order	Family	Species
214	Arthropoda	Crustacea	Decapoda	Crangonidae	Crangon septemspinosa
48	Arthropoda	Crustacea	Tanaidacea		Cyathura polita
52	Arthropoda	Crustacea	Decapoda	Xanthidae	Dyspanopeus sayi
41	Arthropoda	Crustacea	Amphipoda	Melittidae	Elasmopus levis
188	Arthropoda	Crustacea	Isopoda		Erichsonella filiformis
111	Arthropoda	Crustacea	Amphipoda	Corophiidae	Erichthonius brasiliensis
112	Arthropoda	Crustacea	Amphipoda	Corophiidae	Erichthonius rubricornis
39	Arthropoda	Crustacea	Amphipoda	Corophiidae	Erichthonius sp
185	Arthropoda	Crustacea	Amphipoda	Haustoriidae	Haustoriidae sp
55	Arthropoda	Crustacea	Mysidacea		Heteromysis formosa
138	Arthropoda	Crustacea	Isopoda		Isopoda sp
186	Arthropoda	Crustacea	Amphipoda	Ischyroceridae	Jassa falcata
33	Arthropoda	Crustacea	Amphipoda	Aoridae	Lembos smithi
125	Arthropoda	Crustacea	Tanaidacea		Leptocheilia savignyi
173	Arthropoda	Crustacea	Cumacea		Leucon americanus
194	Arthropoda	Crustacea	Decapoda		Libinia dubia
57	Arthropoda	Crustacea	Decapoda		Libinia Emarginata
40	Arthropoda	Crustacea	Amphipoda	Liljeborgiidae	Listriella barnardi
36	Arthropoda	Crustacea	Amphipoda	Caprellidae	Luconacia incerta
150	Arthropoda	Crustacea	Amphipoda	Lysianassidae	Lysianopsis alba
42	Arthropoda	Crustacea	Amphipoda	Melittidae	Melita nitida
192	Arthropoda	Crustacea	Amphipoda	Aoridae	Microdeutopus anomalus
34	Arthropoda	Crustacea	Amphipoda	Aoridae	Microdeutopus sp
206	Arthropoda	Crustacea	Amphipoda	Aoridae	Microprotopus raneyi
82	Ostracoda	Crustacea			Ostracod A
83	Ostracoda	Crustacea			Ostracod B
208	Arthropoda	Crustacea	Decapoda	Portunidae	Ovalipes ocellatus
50	Arthropoda	Crustacea	Cumacea		Oxyurostylis smithi
43	Arthropoda	Crustacea	Amphipoda	Paguridae	Pagurus longicarpus
259	Arthropoda	Crustacea	Amphipoda	Paguridae	Pagurus sp
53	Arthropoda	Crustacea	Decapoda	Xanthidae	Panopeus herbstii
37	Arthropoda	Crustacea	Amphipoda	Caprellidae	Paracaprella tenius
197	Arthropoda	Crustacea	Amphipoda	Stenothoidae	Parametopella cypris
96	Arthropoda	Crustacea	Amphipoda	Phoxocephalidae	Paraphoxus spinosus
202	Arthropoda	Crustacea	Amphipoda		Photis reinhardi
59	Arthropoda	Crustacea	Decapoda		Pinnixa sp
58	Arthropoda	Crustacea	Decapoda		Pinnotheres ostreum
261	Arthropoda	Crustacea	Decapoda		Pinnotheridae sp
38	Arthropoda	Crustacea	Amphipoda	Pleustidae	Pleusymtes glaber
126	Arthropoda	Crustacea	Isopoda		Politolana concharum
265	Arthropoda	Crustacea	Decapoda	Pinnotheridae	Polyonyx gibbesi
120	Arthropoda	Crustacea	Amphipoda	Stenothoidae	Proboloides holmesi
44	Arthropoda	Crustacea	Amphipoda	Phoxocephalidae	Rhepoxynius Epistomus
268	Arthropoda	Crustacea	Amphipoda	Phoxocephalidae	Rhepoxynius hudsoni
54	Arthropoda	Crustacea	Decapoda	Xanthidae	Rithropanopeus harrisii
105	Arthropoda	Crustacea	Amphipoda	Aoridae	Rudilemboides naglei
121	Arthropoda	Crustacea	Amphipoda	Stenothoidae	Stenothoe minuta
45	Arthropoda	Crustacea	Amphipoda	Stenothoidae	Stenothoidae sp
152	Arthropoda	Crustacea	Amphipoda	Oedicerotidae	Synchelidium americanum
129	Arthropoda	Crustacea	Amphipoda	Aoridae	Unciola irrorata

Table 1

Code	Phylum	Class	Order	Family	Species
56	Arthropoda	Crustacea	Decapoda	Xanthidae	Xanthidae sp
237	Hemichordata	Enteropneusta			Enteropneusta sp
272	Hemichordata	Enteropneusta			Saccoglossus kowalevskii
177	Mollusca	Gastropoda			Acteocina canaliculata
226	Mollusca	Gastropoda			Busycon canaliculatum
77	Mollusca	Gastropoda		Melongenidae	Busycon carica
180	Mollusca	Gastropoda	Cephalaspidea		Cephalaspidea
73	Mollusca	Gastropoda			Cerithiopsis greeni
235	Mollusca	Gastropoda			Crepidula convexa
75	Mollusca	Gastropoda		Calyptraeidae	Crepidula fornicata
76	Mollusca	Gastropoda		Calyptraeidae	Crepidula plana
136	Mollusca	Gastropoda		Muricidae	Eupleura caudata
141	Mollusca	Gastropoda			Euspira heros
101	Mollusca	Gastropoda			Euspira imaculata
72	Mollusca	Gastropoda			Gastropoda sp
239	Mollusca	Gastropoda			Haminoea solitaria
191	Mollusca	Gastropoda			Ilyanassa obsoleta
161	Mollusca	Gastropoda			Ilyanassa trivittata
157	Mollusca	Gastropoda			Mitrella lunata
109	Mollusca	Gastropoda		Naticidae	Naticidae sp
254	Mollusca	Gastropoda			Odostomia engonia
255	Mollusca	Gastropoda			Odostomia sp
209	Mollusca	Gastropoda			Rictaxis punctostriatus
74	Mollusca	Gastropoda			Seila adamsi
181	Mollusca	Gastropoda			Turbonilla interrupta
175	Mollusca	Gastropoda			Turbonilla sp
223	Mollusca	Gastropoda		Turridae	Turridae sp
47	Echinodermata	Holothuroidea			Caudina arenata
242	Echinodermata	Holothuroidea			Holothuroidea sp
80	Nematoda	Nematoda			Nematoda
81	Nemertinea	Nemertinea			Nemertinea
1	Annelida	Oligochaeta			Oligochaeta
95	Chordata	Osteichthyes		Gobiidae	Gobiosoma sp
155	Annelida	Polychaeta		Ampharetidae	Ampharete acutifrons
143	Annelida	Polychaeta		Ampharetidae	Ampharete arctica
201	Annelida	Polychaeta		Ampharetidae	Ampharete oculata
93	Annelida	Polychaeta		Ampharetidae	Ampharete sp
118	Annelida	Polychaeta		Ampharetidae	Ampharetidae sp
26	Annelida	Polychaeta		Polynoidae	Antinoella sarsi
29	Annelida	Polychaeta		Arabellidae	Arabella iricolor
222	Annelida	Polychaeta		Arabellidae	Arabellidae sp
11	Annelida	Polychaeta		Paraonidae	Aricidea catherinae
153	Annelida	Polychaeta		Maldanidae	Asychis elongata
119	Annelida	Polychaeta		Syllidae	Autolytus cornutus
189	Annelida	Polychaeta		Syllidae	Brania clavata
19	Annelida	Polychaeta		Syllidae	Brania wellfleetensis
227	Annelida	Polychaeta		Pilargiidae	Cabira incerta
2	Annelida	Polychaeta		Capitellidae	Capitella sp
228	Annelida	Polychaeta		Spionidae	Carazziella hobsonae
230	Annelida	Polychaeta		Chaetopteridae	Chaetopteridae sp

Table 1

Code	Phylum	Class	Order	Family	Species
231	Annelida	Polychaeta		Chaetopteridae	Chaetopterus variopedatus
149	Annelida	Polychaeta		Cirratulidae	Cirriformia grandis
232	Annelida	Polychaeta		Paraonidae	Cirrophorus sp_A_Morris
6	Annelida	Polychaeta		Maldanidae	Clymenella sp
233	Annelida	Polychaeta		Maldanidae	Clymenella torquata
234	Annelida	Polychaeta		Cirratulidae	Cossura longocirrata
84	Annelida	Polychaeta		Onuphidae	Diopatra cuprea
236	Annelida	Polychaeta		Spionidae	Dipolydora quadrilobata
122	Annelida	Polychaeta		Arabellidae	Drilonereis longa
133	Annelida	Polychaeta		Phyllodocidae	Eteone lactea
164	Annelida	Polychaeta		Phyllodocidae	Eteone sp
13	Annelida	Polychaeta		Phyllodocidae	Eumida sanguinea
199	Annelida	Polychaeta		Syllidae	Eusyllis lamelligra
20	Annelida	Polychaeta		Syllidae	Exogone dispar
114	Annelida	Polychaeta		Glyceridae	Glyceia dibranchiata
140	Annelida	Polychaeta		Glyceridae	Glycera americana
106	Annelida	Polychaeta		Glyceridae	Glycera sp
238	Annelida	Polychaeta		Gonianidae	Glycinde solitaria
28	Annelida	Polychaeta		Gonianidae	Goniadidae sp
145	Annelida	Polychaeta		Hesionidae	Gyptis vittata
98	Annelida	Polychaeta		Polynoidae	Harmothoe extenuata
190	Annelida	Polychaeta		Polynoidae	Harmothoe oerstedii
241	Annelida	Polychaeta		Capitellidae	Heteromastus filiformis
168	Annelida	Polychaeta		Serpulidae	Hydroides dianthus
15	Annelida	Polychaeta		Polynoidae	Lepidonotus squamatus
243	Annelida	Polychaeta		Terebellidae	Loimia medusa
200	Annelida	Polychaeta		Lumbrineridae	Lumbrineris fragilis
5	Annelida	Polychaeta		Lumbrineridae	Lumbrineris tenuis
245	Annelida	Polychaeta		Maldanidae	Macroclymene zonalis
144	Annelida	Polychaeta		Eunicidae	Marphysa bellii
27	Annelida	Polychaeta		Eunicidae	Marphysa sanguinea
88	Annelida	Polychaeta		Eunicidae	Marphysa sp
246	Annelida	Polychaeta		Capitellidae	Mediomastus ambiseta
160	Annelida	Polychaeta		Ampharetidae	Melinna cristata
247	Annelida	Polychaeta		Ampharetidae	Melinna maculata
154	Annelida	Polychaeta		Hesionidae	Microphthalmus aberrans
250	Annelida	Polychaeta		Nephtyidae	Nephtyidae sp
7	Annelida	Polychaeta		Nephtyidae	Nephtys picta
210	Annelida	Polychaeta		Nephtyidae	Nephtys incisa
251	Annelida	Polychaeta		Nereidae	Nereidae sp
102	Annelida	Polychaeta		Nereidae	Nereis arenaceodonta
8	Annelida	Polychaeta		Nereidae	Nereis succinea
132	Annelida	Polychaeta		Terebellidae	Nicolea sp
252	Annelida	Polychaeta		Arabellidae	Notocirrus spiniferus
253	Annelida	Polychaeta		Capitellidae	Notomastus sp_A_Ewing
4	Annelida	Polychaeta		Syllidae	Odontosyllis fulgurans
87	Annelida	Polychaeta		Onuphidae	Onuphis quadricuspis
116	Annelida	Polychaeta		Ophiliidae	Ophelia sp
146	Annelida	Polychaeta		Orbiniidae	Orbinia sp
257	Annelida	Polychaeta		Orbiniidae	Orbiniidae sp

Table 1

Code	Phylum	Class	Order	Family	Species
258	Annelida	Polychaeta		Oweniidae	Owenia fusiformis
260	Annelida	Polychaeta		Hesionidae	Parahesionia luteola
174	Annelida	Polychaeta		Phyllodocidae	Paranaitis speciosa
12	Annelida	Polychaeta		Paraonidae	Paraonis fulgens
21	Annelida	Polychaeta		Syllidae	Parapionosyllis longicirrata
107	Annelida	Polychaeta		Pectinariidae	Pectinaria gouldii
113	Annelida	Polychaeta		Phyllodocidae	Phyllodoce arenae
196	Annelida	Polychaeta		Phyllodocidae	Phyllodoce maculata
63	Annelida	Polychaeta		Terebellidae	Pista palmata
123	Annelida	Polychaeta		Hesionidae	Podarke obscura
262	Annelida	Polychaeta		Hesionidae	Podarkeopsis levifuscina
91	Annelida	Polychaeta			Polychaete sp
179	Annelida	Polychaeta		Terebellidae	Polycirrus evimus
263	Annelida	Polychaeta		Terebellidae	Polycirrus sp
205	Annelida	Polychaeta		Spionidae	Polydora ligni
16	Annelida	Polychaeta		Spionidae	Polydora sp
14	Annelida	Polychaeta		Polygordiidae	Polygordius sp
193	Annelida	Polychaeta		Polynoidae	Polynoidae sp
169	Annelida	Polychaeta		Sabellidae	Potamilla neglecta
92	Annelida	Polychaeta		Spionidae	Prionospio cristata
131	Annelida	Polychaeta		Spionidae	Prionospio heterobranchia
266	Annelida	Polychaeta		Spionidae	Prionospio perkinsi
97	Annelida	Polychaeta		Spionidae	Prionospio pinnata
17	Annelida	Polychaeta		Spionidae	Prionospio sp
267	Annelida	Polychaeta		Syllidae	Proceraea cornuta
269	Annelida	Polychaeta		Maldanidae	Sabaco elongatus
148	Annelida	Polychaeta		Sabellidae	Sabella microphthalmia
270	Annelida	Polychaeta		Sabellaridae	Sabellaria vulgaris
271	Annelida	Polychaeta		Sabellidae	Sabellidae sp
142	Annelida	Polychaeta		Scalibregmidae	Scalibregma inflatum
134	Annelida	Polychaeta		Dorvilleidae	Schistomeringos caecus
135	Annelida	Polychaeta		Dorvilleidae	Schistomeringos rudolphi
273	Annelida	Polychaeta		Spionidae	Scoelepis sp
182	Annelida	Polychaeta		Spionidae	Scoelepis squamata
158	Annelida	Polychaeta		Spionidae	Scoelepis texana
10	Annelida	Polychaeta		Orbiniidae	Scoloplos fragilis
264	Annelida	Polychaeta		Orbiniidae	Scoloplos sp
127	Annelida	Polychaeta		Sigalionidae	Sigalion arenicola
178	Annelida	Polychaeta		Pilargiidae	Sigambra sp
22	Annelida	Polychaeta		Syllidae	Sphaerosyllis erinaceus
23	Annelida	Polychaeta		Syllidae	Sphaerosyllis hystrix
117	Annelida	Polychaeta		Spionidae	Spio pettiboneae
156	Annelida	Polychaeta		Spionidae	Spio sp
159	Annelida	Polychaeta		Chaetopteridae	Spiochaetopterus costarum
18	Annelida	Polychaeta		Spionidae	Spiophanes bombyx
139	Annelida	Polychaeta		Sigalionidae	Sthenelais boa
166	Annelida	Polychaeta		Spionidae	Streblospio benedicti
108	Annelida	Polychaeta		Syllidae	Syllidae sp
110	Annelida	Polychaeta		Syllidae	Syllides setosa
24	Annelida	Polychaeta		Syllidae	Syllis Gracilis

Table 1

Code	Phylum	Class	Order	Family	Species
25	Annelida	Polychaeta		Cirratulidae	Tharyx sp
9	Annelida	Polychaeta		Opheliidae	Travisia carnea
78	Mollusca	Polyplacophora			Chaetopleura apiculata
204	Arthropoda	Pycnogonida			Anoplodactylus lentus
220	Arthropoda	Pycnogonida			Anoplodactylus petiolatus
187	Arthropoda	Pycnogonida			Callipallene brevirostris
198	Arthropoda	Pycnogonida			Tanystylum orbiculare
94	Sipunculoidea	Sipunculoidea			Golfingia sp
274	Sipunculoidea	Sipunculoidea			Sipunculoidea sp
195	Echinoderma	Stelleroidea		Ophiuroidea sp	Ophiura robusta
167	Echinoderma	Stelleroidea			Amphioplus abditus
256	Echinoderma	Stelleroidea			Stelleroidea sp
99	Platyhelminthes	Turbellaria			Turbellaria sp
100	Unidentified	Unidentified			Unidentified sp

Table 2. Taxa within top 95% of the fauna in at least one region.

Species	IDCode	Average Abundance (per sample)						Percent of Fauna					
		Flanders	Robins	Orient	Shelter	Nrthwest	Gardiner	Flanders	Robins	Orient	Shelter	Nrthwest	Gardiner
Acanthohaustorius intermedius	Acaninte	0.0	0.0	0.0	1.6	0.0	0.1	0.0	0.0	0.0	0.2	0.0	0.0
Acteocina canaliculata	Actecana	0.0	9.1	0.2	0.0	0.3	0.0	0.0	3.2	0.1	0.0	0.1	0.0
Ampelisca abdita	Ampeabdi	0.0	1.0	0.0	0.0	0.0	0.0	0.0	0.4	0.0	0.0	0.0	0.0
Ampelisca sp	Ampesp	0.0	1.6	0.0	0.0	0.0	0.0	0.0	0.6	0.0	0.0	0.0	0.0
Ampelisca vadorum	Ampevado	1.9	0.1	17.8	1.9	5.8	0.3	0.4	0.0	6.1	0.3	1.6	0.1
Ampelisca verrilli	Ampeverr	0.0	0.4	9.5	2.0	10.7	0.0	0.0	0.1	3.2	0.3	2.9	0.0
Anomia simplex	Anomsimp	1.4	0.1	0.2	0.1	2.5	0.0	0.3	0.0	0.1	0.0	0.7	0.0
Anoplodactylus petiolatus	Anoppeti	0.0	1.1	0.0	0.0	0.0	0.0	0.0	0.4	0.0	0.0	0.0	0.0
Aricidea catherinae	Ariccath	3.0	0.0	13.5	12.8	62.0	9.3	0.6	0.0	4.6	1.7	17.1	4.0
Asellota janiroidea	Aseljani	0.0	0.0	0.5	0.0	0.1	1.0	0.0	0.0	0.2	0.0	0.0	0.4
Asychis elongata	Asycelon	0.0	0.0	1.2	0.1	0.1	0.0	0.0	0.0	0.4	0.0	0.0	0.0
Balanus sp	Balasp	3.9	1.5	0.4	1.2	0.0	0.0	0.8	0.5	0.1	0.2	0.0	0.0
Batea catharinensis	Batecath	1.4	0.6	1.7	20.7	3.8	0.0	0.3	0.2	0.6	2.8	1.1	0.0
Brania clavata	Branclav	0.0	0.0	0.6	0.0	2.7	0.8	0.0	0.0	0.2	0.0	0.7	0.3
Brania wellfleetensis	Branwell	1.0	0.0	4.5	4.1	0.8	3.0	0.2	0.0	1.5	0.6	0.2	1.3
Byblis serrata	Byblserr	0.0	0.0	0.0	0.0	0.0	5.8	0.0	0.0	0.0	0.0	0.0	2.5
Capitella sp	Capisp	182.6	0.0	47.0	9.1	30.0	0.4	38.3	0.0	16.0	1.2	8.3	0.2
Caprella penantis	Caprena	0.0	0.0	0.0	1.8	0.5	17.9	0.0	0.0	0.0	0.2	0.1	7.7
Carazziella hobsonae	Carahobs	0.0	16.0	0.0	0.0	0.0	0.0	0.0	5.7	0.0	0.0	0.0	0.0
Cirrophorus sp_A_Morris	Cirrsp_A	0.0	1.7	0.0	0.0	0.0	0.0	0.0	0.6	0.0	0.0	0.0	0.0
Clymenella sp	Clymsp	0.6	0.0	1.0	1.2	3.9	0.1	0.1	0.0	0.3	0.2	1.1	0.1
Corophium sp	Corosp	0.0	0.0	0.5	0.1	0.4	14.8	0.0	0.0	0.2	0.0	0.1	6.4
Crepidula convexa	Crepconv	0.0	0.9	0.0	0.0	0.0	0.0	0.0	0.3	0.0	0.0	0.0	0.0
Crepidula fornicata	Crepform	49.7	0.0	1.1	36.6	19.3	33.9	10.4	0.0	0.4	5.0	5.3	14.6
Crepidula plana	Crepplan	1.7	0.6	0.0	0.4	0.1	0.0	0.4	0.2	0.0	0.1	0.0	0.0
Elasmopus levis	Elaslevi	0.1	0.0	0.2	8.8	0.3	8.1	0.0	0.0	0.1	1.2	0.1	3.5
Erichthonius brasiliensis	Ericbras	0.0	0.0	0.3	0.3	2.2	9.5	0.0	0.0	0.1	0.0	0.6	4.1
Erichsonella filiformis	Ericfili	0.0	0.0	0.0	0.0	0.0	1.0	0.0	0.0	0.0	0.0	0.0	0.4
Erichthonius sp	Ericsp	0.1	0.0	0.1	0.7	0.0	2.7	0.0	0.0	0.0	0.1	0.0	1.1
Eumida sanguinea	Eumisang	2.4	0.3	0.7	1.6	2.4	0.7	0.5	0.1	0.2	0.2	0.7	0.3
Exogone dispar	Exogdisp	1.1	0.5	0.5	5.0	2.0	0.5	0.2	0.2	0.2	0.7	0.6	0.2
Gemma gemma	Gemmgem	2.1	0.0	0.2	8.9	0.3	0.0	0.5	0.0	0.1	1.2	0.1	0.0
Glycera americana	Glycamer	11.7	0.6	5.3	1.0	2.5	1.8	2.5	0.2	1.8	0.1	0.7	0.8
Glyceia dibranchiata	Glycdibr	0.0	0.0	0.9	0.0	0.6	0.0	0.0	0.0	0.3	0.0	0.2	0.0
Glycine solitaria	Glycsoli	0.0	18.1	0.0	0.0	0.0	0.0	0.0	6.4	0.0	0.0	0.0	0.0
Heteromysis formosa	Heteform	0.0	0.0	0.5	5.9	1.4	0.2	0.0	0.0	0.2	0.8	0.4	0.1
Ilyanassa trivittata	Ilyatriv	0.1	1.3	0.2	0.0	10.3	0.1	0.0	0.5	0.1	0.0	2.9	0.1
Jassa falcata	Jassfalc	0.0	0.0	0.0	0.0	0.0	5.2	0.0	0.0	0.0	0.0	0.0	2.2
Laevicardium sp	Laevsp	0.0	0.0	0.3	0.0	1.0	0.0	0.0	0.0	0.1	0.0	0.3	0.0
Lembos smithi	Lembsmit	3.0	0.0	4.1	15.9	6.9	0.5	0.6	0.0	1.4	2.2	1.9	0.2
Leptochelia savignyi	Leptsavi	0.0	0.0	1.1	0.8	0.6	0.5	0.0	0.0	0.4	0.1	0.2	0.2
Loimia medusa	Loimmedu	0.0	1.5	0.0	0.0	0.0	0.0	0.0	0.5	0.0	0.0	0.0	0.0
Lumbrineris tenuis	Lumbtenu	0.0	0.0	3.8	1.4	0.2	0.1	0.0	0.0	1.3	0.2	0.0	0.0
Lyonsia hyalina	Lyonhyal	0.0	0.9	0.3	0.1	1.3	0.3	0.0	0.3	0.1	0.0	0.3	0.1
Macoma tenta	Macotent	0.0	47.3	0.0	0.0	0.0	0.0	0.0	16.7	0.0	0.0	0.0	0.0
Macroclymene zonalis	Macrzona	0.0	3.7	0.0	0.0	0.0	0.0	0.0	1.3	0.0	0.0	0.0	0.0
Mediomastus ambiseta	Mediambi	0.0	16.6	0.0	0.0	0.0	0.0	0.0	5.9	0.0	0.0	0.0	0.0
Melinna cristata	Melicris	1.0	0.0	0.7	0.1	4.8	0.0	0.2	0.0	0.2	0.0	1.3	0.0
Melinna maculata	Melimacu	0.0	1.4	0.0	0.0	0.0	0.0	0.0	0.5	0.0	0.0	0.0	0.0
Mercenaria mercenaria	Mercmerc	0.0	4.5	0.0	0.0	0.1	0.0	0.0	1.6	0.0	0.0	0.0	0.0
Mulinia lateralis	Mulilate	0.1	2.6	0.8	0.0	0.1	0.5	0.0	0.9	0.3	0.0	0.0	0.2

Nematoda	NemaNema	85.6	0.0	82.3	406.5	52.0	30.6	18.0	0.0	28.0	55.7	14.3	13.1
Nemertinea	NemeNeme	0.0	4.2	0.0	1.6	0.0	0.0	0.0	1.5	0.0	0.2	0.0	0.0
Nephtys picta	Nephpict	0.1	0.0	1.8	2.5	0.7	2.7	0.0	0.0	0.6	0.3	0.2	1.2
Nephtys incisa	Neptinci	0.0	1.4	0.0	0.0	0.0	0.0	0.0	0.5	0.0	0.0	0.0	0.0
Nicolea sp	Nicosp	0.0	0.0	4.1	1.8	3.6	10.8	0.0	0.0	1.4	0.2	1.0	4.6
Notomastus sp_A_Ewing	Notosp_A	0.0	10.0	0.0	0.0	0.0	0.0	0.0	3.5	0.0	0.0	0.0	0.0
Nucula proxima	Nucuprox	0.0	21.9	1.9	2.1	0.3	0.1	0.0	7.8	0.7	0.3	0.1	0.1
Nucula tenuis	Nucutenu	0.1	0.0	3.0	0.7	2.8	0.1	0.0	0.0	1.0	0.1	0.8	0.1
Odontosyllis fulgurans	Odonfulg	0.3	0.3	1.2	0.2	0.9	0.1	0.1	0.1	0.4	0.0	0.3	0.0
Oligochaeta	OligOlig	50.4	14.1	6.8	62.2	12.1	14.8	10.6	5.0	2.3	8.5	3.3	6.4
Ostracod A	OstrA	2.1	0.0	3.3	1.4	10.5	0.1	0.5	0.0	1.1	0.2	2.9	0.1
Ostracod B	OstrB	3.1	0.0	2.2	0.2	2.3	0.0	0.7	0.0	0.8	0.0	0.6	0.0
Oxyurostylis smithi	Oxyusmit	0.0	0.3	0.2	0.6	0.9	0.1	0.0	0.1	0.1	0.1	0.3	0.1
Pagurus longicarpus	Pagulong	0.0	0.0	0.0	0.2	0.3	1.7	0.0	0.0	0.0	0.0	0.1	0.7
Panopeus herbstii	Panoherb	1.0	0.0	0.5	3.8	1.8	1.1	0.2	0.0	0.2	0.5	0.5	0.5
Paraonis fulgens	Parafulg	0.0	0.0	0.0	0.4	0.0	1.6	0.0	0.0	0.0	0.1	0.0	0.7
Parapionosyllis longicirrata	Paralong	1.7	0.3	11.3	18.6	0.8	3.4	0.4	0.1	3.8	2.5	0.2	1.5
Paraphoxus spinosus	Paraspin	0.0	0.0	1.2	0.0	10.3	1.7	0.0	0.0	0.4	0.0	2.8	0.7
Paracaprella tenuis	Parateni	0.0	0.2	0.4	0.6	7.9	5.9	0.0	0.1	0.1	0.1	2.2	2.5
Pectinaria gouldii	Pectgoul	0.6	8.1	0.7	0.2	0.3	0.0	0.1	2.9	0.2	0.0	0.1	0.0
Periploma leanum	Perilean	5.9	0.0	0.1	0.4	0.0	0.1	1.2	0.0	0.0	0.1	0.0	0.1
Pinnixa sp	Pinnixa	0.3	0.0	2.0	0.2	0.3	0.9	0.1	0.0	0.7	0.0	0.1	0.4
Podarkeopsis levifuscina	Podalevi	0.0	0.9	0.0	0.0	0.0	0.0	0.0	0.3	0.0	0.0	0.0	0.0
Polydora sp	Polydora	5.3	0.0	1.6	1.6	3.3	0.3	1.1	0.0	0.5	0.2	0.9	0.1
Polygordius sp	Polygord	0.0	0.0	11.8	1.7	0.1	0.1	0.0	0.0	4.0	0.2	0.0	0.1
Polydora ligni	Polylign	0.0	0.0	0.7	0.0	3.9	0.0	0.0	0.0	0.2	0.0	1.1	0.0
Polynoidae sp	Polynoid	0.0	0.9	0.0	0.0	0.0	0.5	0.0	0.3	0.0	0.0	0.0	0.2
Prionospio heterobranchia	Priohete	1.0	0.0	2.6	2.0	3.6	0.0	0.2	0.0	0.9	0.3	1.0	0.0
Prionospio pinnata	Priopinn	9.4	43.4	2.0	0.0	0.5	0.1	2.0	15.4	0.7	0.0	0.1	0.0
Rhepoxynius Epistomus	RhepEpis	0.3	0.0	0.2	2.2	0.7	1.3	0.1	0.0	0.1	0.3	0.2	0.6
Rictaxis punctostriatus	Rictpunc	0.0	1.2	0.1	0.0	0.0	0.0	0.0	0.4	0.0	0.0	0.0	0.0
Rudilemboides naglei	Rudinagl	1.3	0.0	1.5	1.8	2.8	0.1	0.3	0.0	0.5	0.2	0.8	0.1
Sabaco elongatus	Sabaelon	0.0	2.1	0.0	0.0	0.0	0.0	0.0	0.7	0.0	0.0	0.0	0.0
Schistomeringos caecus	Schicaec	0.0	0.0	0.4	1.4	1.4	1.7	0.0	0.0	0.1	0.2	0.4	0.7
Scoloplos fragilis	Scolfrag	0.3	0.0	2.5	3.8	4.7	2.0	0.1	0.0	0.8	0.5	1.3	0.9
Scolecopsis texana	Scoltexa	0.0	0.0	0.2	0.0	1.0	0.0	0.0	0.0	0.1	0.0	0.3	0.0
Sphaerosyllis erinaceus	Sphaerin	0.7	0.0	0.2	2.0	0.5	0.3	0.2	0.0	0.1	0.3	0.1	0.1
Sphaerosyllis hystrix	Sphahyst	2.3	0.0	2.8	1.6	4.1	0.0	0.5	0.0	0.9	0.2	1.1	0.0
Spiophanes bombyx	Spiobomb	0.1	0.1	0.8	0.8	0.7	1.8	0.0	0.0	0.3	0.1	0.2	0.8
Spio pettiboneae	Spiopett	0.0	0.0	0.0	0.1	2.9	0.0	0.0	0.0	0.0	0.0	0.8	0.0
Stelleroidea sp	Stelsp	0.0	7.6	0.0	0.0	0.0	0.0	0.0	2.7	0.0	0.0	0.0	0.0
Stenothoidae sp	Stensp	0.0	0.0	0.0	0.2	3.9	1.4	0.0	0.0	0.0	0.0	1.1	0.6
Streblospio benedicti	Strebene	12.0	0.1	2.0	0.0	1.8	0.0	2.5	0.0	0.7	0.0	0.5	0.0
Syllides setosa	Syllseto	0.0	0.0	1.5	0.6	2.6	0.1	0.0	0.0	0.5	0.1	0.7	0.1
Tellina agilis	Tellagil	7.0	1.2	7.2	3.0	4.7	0.2	1.5	0.4	2.5	0.4	1.3	0.1
Tharyx sp	Tharsp	8.6	12.4	8.2	45.9	23.7	19.0	1.8	4.4	2.8	6.3	6.5	8.2
Travisia carnea	Travcarn	0.0	0.0	0.0	1.8	0.0	3.3	0.0	0.0	0.0	0.2	0.0	1.4
Turbellaria sp	Turbelsp	0.1	2.9	0.0	0.0	0.0	0.0	0.0	1.0	0.0	0.0	0.0	0.0
Turbonilla interrupta	Turbinte	0.0	5.8	0.0	0.0	0.0	0.0	0.0	2.1	0.0	0.0	0.0	0.0
Unciola irrorata	Unciirro	0.0	0.0	2.5	0.1	1.4	0.9	0.0	0.0	0.9	0.0	0.4	0.4
Fraction of Fauna								98.47	96.88	99.03	98.44	98.16	97.91
Average Abundance		476.1	282.5	294.1	730.4	362.4	232.8						

Table 3. Initial geophysical provinces and biotopes for Robins Island

Province	A	B	C	D	E	F
	A1	B1	C1	D1	E1	F1
	A2	B2	C2	D2	E2	F2
	A3	B3	C3	D3	E3	F3
	A4	B4	C4	D4	E4	F4
	A5	B5	C5	D5	E5	F5

Biotope	1	2	3	4	5	6
	B2	D1	A1	B1	F1	A4
	C1	D2	A2	B3	F2	E3
	C2	D3	A3	B4	F3	E4
	C3	D4	A5	B5	F4	E5
	C4	D5			F5	
	C5					
	E1					
	E2					

Table 4. Average abundance of species comprising 90% of the individuals at Robins Island.

Taxa	Code	Biotope 1	Biotope 2	Biotope 3	Biotope 4	Biotope 5	Biotope 6
<i>Acteocina canaliculata</i>	Acca	7.1	9.9	20.8	9.9	8.9	0.3
<i>Ampelisca</i> spp.	Amsp	3.0	0.5	1.5	0.0	0.5	3.5
<i>Balanus</i> spp.	Basp	0.0	0.0	9.0	0.0	0.0	2.7
<i>Carazziella hobsonae</i>	Caho	3.9	16.2	0.3	8.8	60.0	3.4
<i>Cirrophorus</i> sp. A Morris	Cisp	1.5	0.3	0.3	0.3	0.8	7.9
<i>Glycinde solitaria</i>	Glso	21.3	14.5	20.2	14.7	25.8	9.3
<i>Macoma tenta</i>	Mate	46.3	43.7	24.7	3.5	136.7	6.3
<i>Macroclymene zonalis</i>	Mazo	3.0	0.6	11.2	1.3	1.3	7.0
<i>Mediomastus ambiseta</i>	Meam	8.7	8.2	4.0	5.3	36.1	42.8
<i>Mercenaria mercenaria</i>	Meme	0.7	0.0	30.0	0.0	0.1	2.3
<i>Monticellina dorsobranchialis</i>	Modo	10.8	6.0	0.0	4.5	42.9	3.7
<i>Mulinia lateralis</i>	Mula	2.5	0.2	11.4	0.4	0.5	1.8
<i>Nemertinea</i>	Neme	4.7	5.8	1.4	4.2	4.4	4.9
<i>Notomastus</i> sp. A Ewing	Nsp.	13.9	2.9	8.7	21.9	10.3	0.3
<i>Nucula proxima</i>	Nupr	19.7	16.3	13.7	9.7	42.8	28.4
<i>Oligochaeta</i>	Olig	12.2	3.9	13.3	1.2	6.2	54.5
<i>Ophiuroidea (Amphioplus abditus)</i>	Ophi	4.5	12.4	1.4	14.9	13.4	0.0
<i>Paraprionospio pinnata</i>	Papi	91.0	21.0	11.9	54.2	14.0	33.9
<i>Pectinaria gouldii</i>	Pego	9.5	7.4	7.4	6.7	15.3	0.7
<i>Sabaco elongatus</i>	Sael	0.7	2.5	1.2	9.0	0.9	0.0
<i>Turbellaria</i> sp	Turb	1.7	4.5	1.0	4.0	5.9	0.0
<i>Turbonilla interrupta</i>	Tuin	0.5	29.2	0.8	7.2	2.6	0.0
Average Abundance (per sample)		286.7	224.7	230.5	197	449.2	274.65
Average Species Richness (per sample)		26.9	23.9	29.4	23.1	26.4	25.9

Table 5. Initial geophysical provinces and biotopes for Shelter Island

Province	A	B	C	D	E	F	G
	A1	B1	C1	D1	E1	F1	G1
	A2	B2	C2	D2	E2	F2	G2
	A3	B3	C3	D3	E3	F3	G3
	A4	B4	C4	D4	E4	F4	G4
	A5	B5	C5	D5	E5	F5	G5

Biotope	"CEG"	"D"	"F"	"B"	"A"
	C2	C1	F1	B1	A1
	C3	D2	F2	B2	A2
	C5	D3	F3	B3	A3
	D4	D5	F4	B4	A4
	E1	D6	F5	B5	A5
	E2	E3		C4	
	E4				
	E5				
	G1				
	G2				
	G3				
	G4				
	G5				

Table 6. Average abundance of species comprising 95% of the individuals at Shelter Island

	Code	Biotope CEG	Biotope D	Biotope F	Biotope B	Biotope A
<i>Ampelisca vadorum</i>	Amva	9.3	3.8	1.0	3.5	1.3
<i>Ampelisca verrilli</i>	Amve	7.3		1.3	11.3	
<i>Aricidea catherinae</i>	Arca	23.1	13.2	6.0	28.9	6.2
<i>Batea catharinensis</i>	Baca	8.3	103.8	1.0	2.2	8.3
<i>Brania wellfleetensis</i>	Brwe	2.1		2.0	4.4	26.8
<i>Capitellid sp</i>	Casp	10.0	40.3		5.8	5.0
<i>Caprella penantis</i>	Cape	4.3	2.0		12.5	14.5
<i>Crepidula fornicata</i>	Crfo	85.5	36.0	1.5	8.7	22.7
<i>Elasmopus levis</i>	Elle	2.9	40.9		2.7	24.2
<i>Exogone dispar</i>	Exdi	5.8	13.1	1.0	4.3	7.8
<i>Gemma gemma</i>	Gege			1.7	77.3	1.0
<i>Heteromysis formosa</i>	Hefo	5.6	30.1	1.0	1.0	1.7
<i>Lembos smithi</i>	Lesm	14.6	55.4	1.0	4.2	18.9
<i>Nematode</i>	Nema	69.3	67.1	26.5	1792.8	499.0
<i>Nemertinea</i>	Neme	38.0	36.7	5.0	1.7	
<i>Nephtys picta</i>	Nepi	3.3	2.0	8.0	4.9	2.3
<i>Nucula proxima</i>	Nupr	4.3	4.8		7.3	4.5
<i>Oligochaete</i>	Olig	17.6	18.2	8.4	17.7	356.8
<i>Panopeus herbstii</i>	Pahe	4.2	11.5		7.0	7.3
<i>Parapionosyllis longicirrata</i>	Palo	3.1	2.6	2.0	96.2	28.0
<i>Prionospio heterobranchia</i>	Prhe	1.3	1.0		7.8	11.9
<i>Rhepoxynius Epistomus</i>	Rhep	5.0	7.1	2.6	3.0	1.2
<i>Rudilembooides naglei</i>	Runa	1.7	2.5	1.0	6.8	15.6
<i>Scoloplos fragilis</i>	Scfr	1.8	1.0	6.6	11.0	7.3
<i>Sphaerosyllis erinaceus</i>	Sper	1.3	5.5		5.0	7.4
<i>Tellina agilis</i>	Teag	2.5	1.0	2.6	15.0	1.0
<i>Tharyx sp</i>	Thsp	118.8	30.4	1.6	6.9	9.9
<i>Travisia carnea</i>	Trca	1.0	3.5	1.0	58.0	1.0
Average Abundance (per sample)		389.4	467.6	85.2	2075.1	1057.3
Average Species Richness (per sample)		28.2	24.8	14.9	22.7	27.7

Table 7. Species richness estimates (S_2^*) using the Chao 2 index on data from Robins Island. The index was applied separately to replicate samples and to station averages. S_{obs} is the number of observed species. A) Species richness based on replicate samples ignoring stations. B) Species richness based on station average data.

Species richness based on replicate samples

Biotope	Number of Samples	S_{obs}	Species Richness $S_2 (\pm s)$	$S_{obs}/S_2 *100$
1	16	72	102.5(24.9)	70
2	10	53	-	-
3	8	61	-	-
4	8	44	-	-
5	10	54	68.0 (11.3)	79
6	8	67	-	-

Species richness based on station averages

Biotope	Number of Stations	S_{obs}	Species Richness $S_2^* (\pm s)$	$S_{obs}/S_2 *100$
1	8	72	105.1(24.5)	68.5
2	5	53	-	-
3	4	61	-	-
4	3	44	-	-
5	5	54	-	-
6	4	67	-	-

Note: Too few samples were available for biotopes 2, 3, 4, and 6 to estimate species richness

Table 8. Species richness estimates (S_2^*) using the Chao 2 index on data from Shelter Island. The index was applied separately to replicate samples and to station averages. S_{obs} is the number of observed species. A) Species richness based on replicate samples ignoring stations. B) Species richness based on station average data.

Species richness based on replicate samples

Biotope	Number of Samples	S_{obs}	Species Richness $S_2 (\pm s)$	$S_{obs}/S_2 * 100$
CEG	26	115	153 (19)	75
D	12	75	94.5 (10.5)	79
F	10	49	63.7 (9.6)	77
B	12	77	93.5 (9.0)	82
A	10	62	-	-

Species richness based on station averages

Biotope	Number of Stations	S_{obs}	Species Richness $S_2^* (\pm s)$	$S_{obs}/S_2 * 100$
CEG	13	112	158 (22)	71
D	6	75	103 (15)	73
F	5	49	63.7 (8.3)	77
B	6	77	102 (13)	75
A	5	62	-	-

Note: Too few samples were available for biotope A to estimate species richness

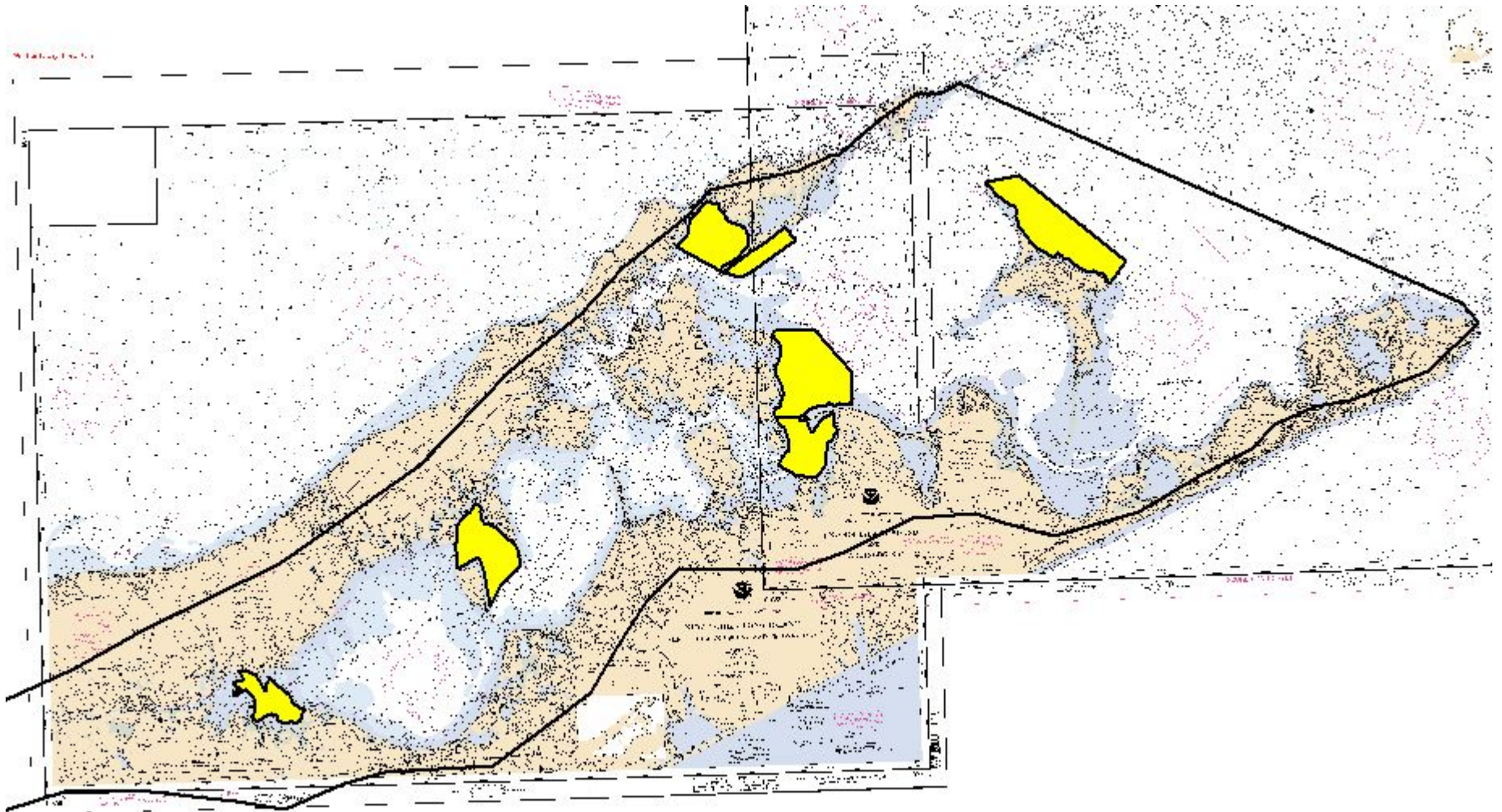


Figure 1. The Peconic Estuary System with the 6 Phase I critical natural resource areas (CNRA) sampled in the current study indicated in yellow. From Flood (2004)

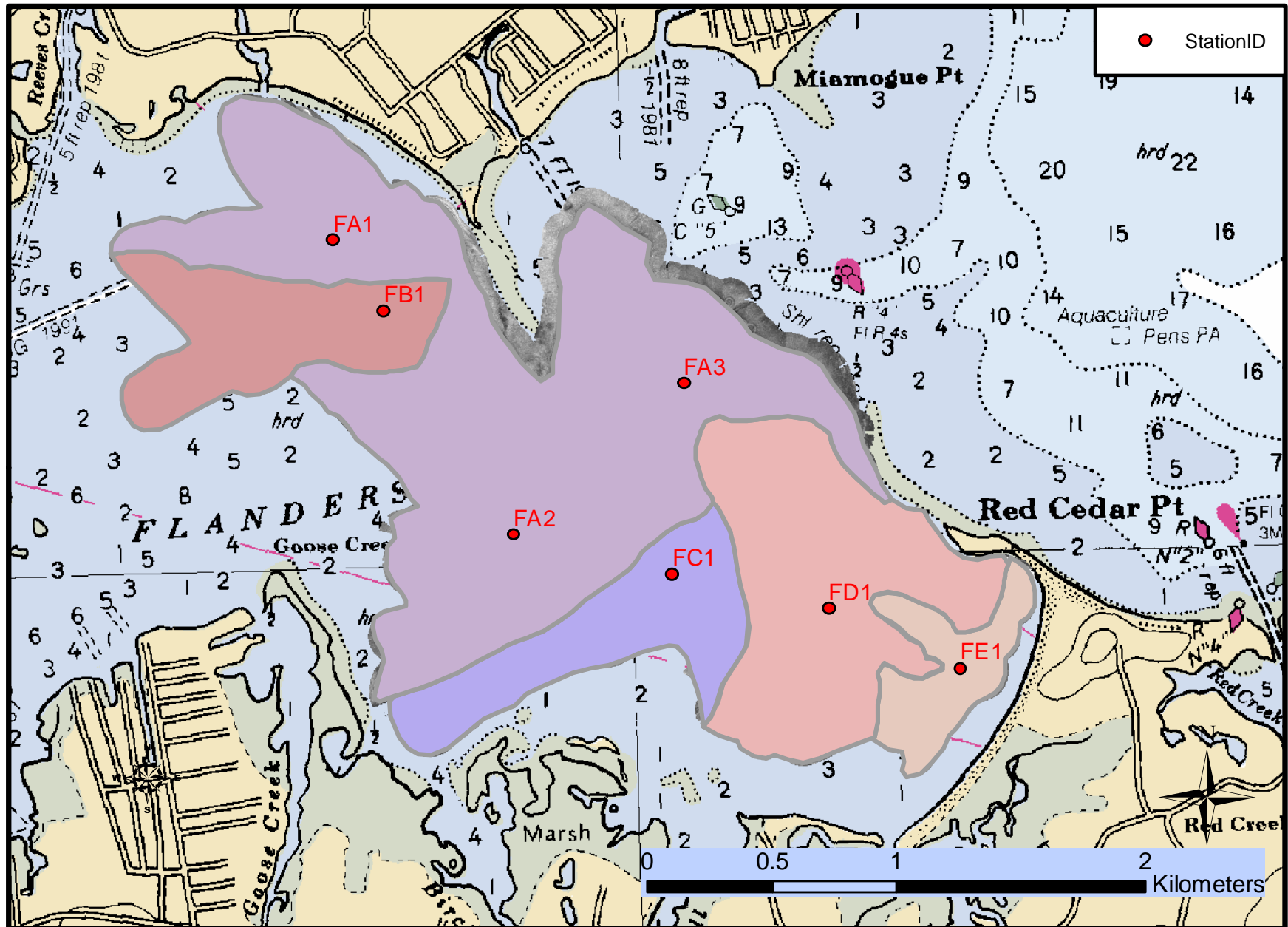


Figure 2. Flanders Bay initial geophysical provinces and sampling station locations.

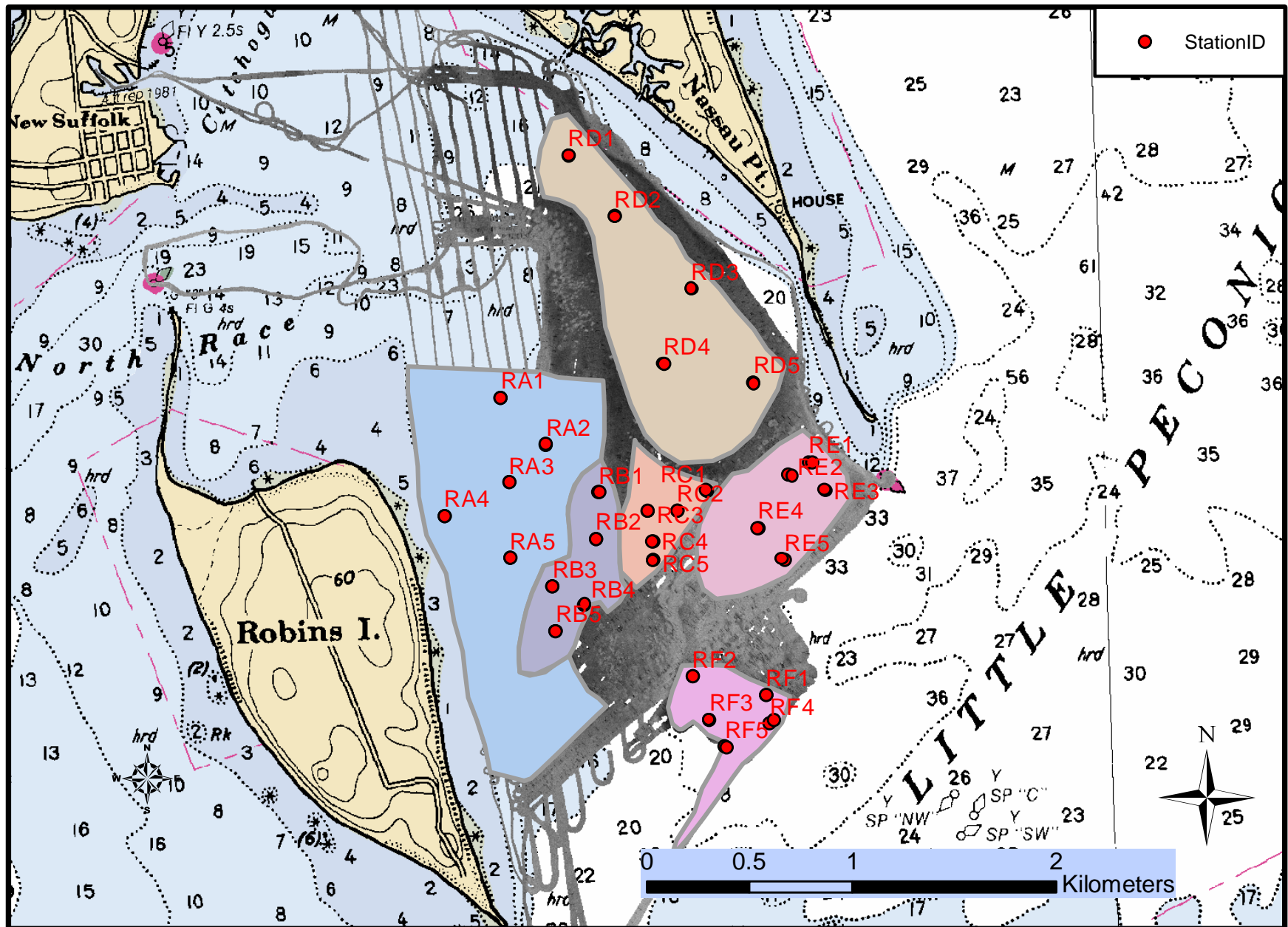


Figure 3. Robins Island initial geophysical provinces and sampling station locations.

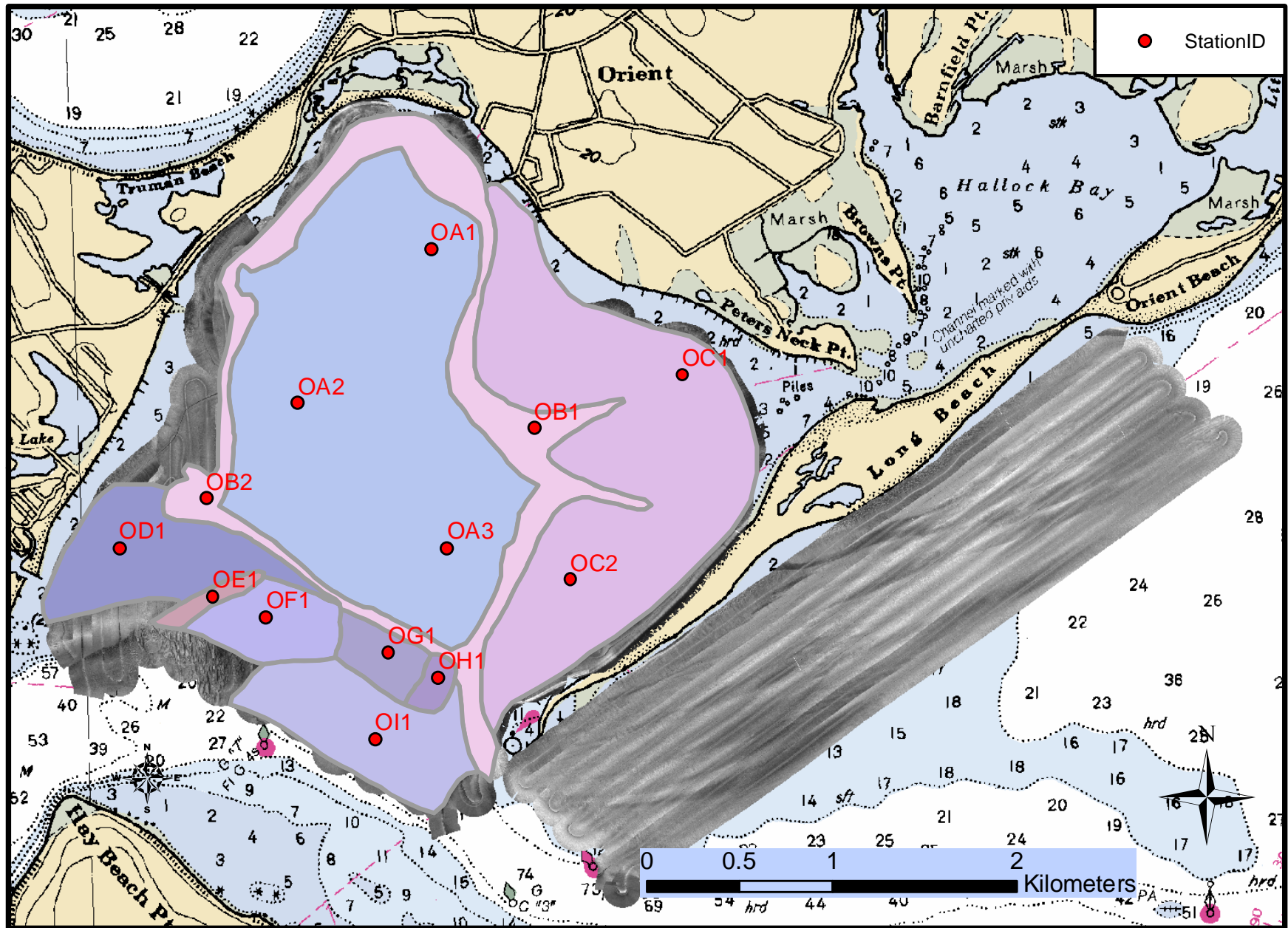


Figure 4. Orient Harbor initial geophysical provinces and sampling station locations.

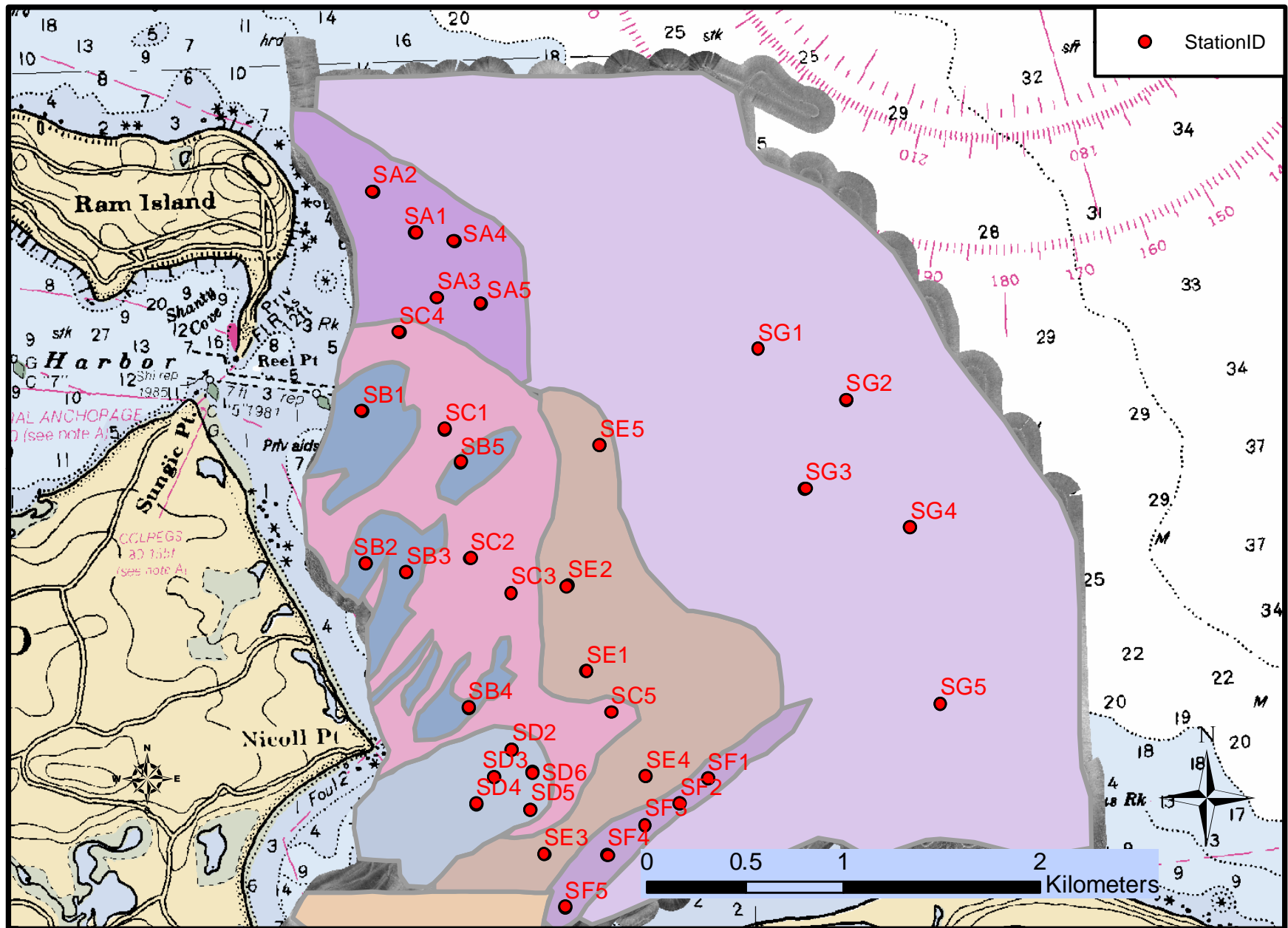


Figure 5. Shelter Island initial geophysical provinces and sampling station locations.

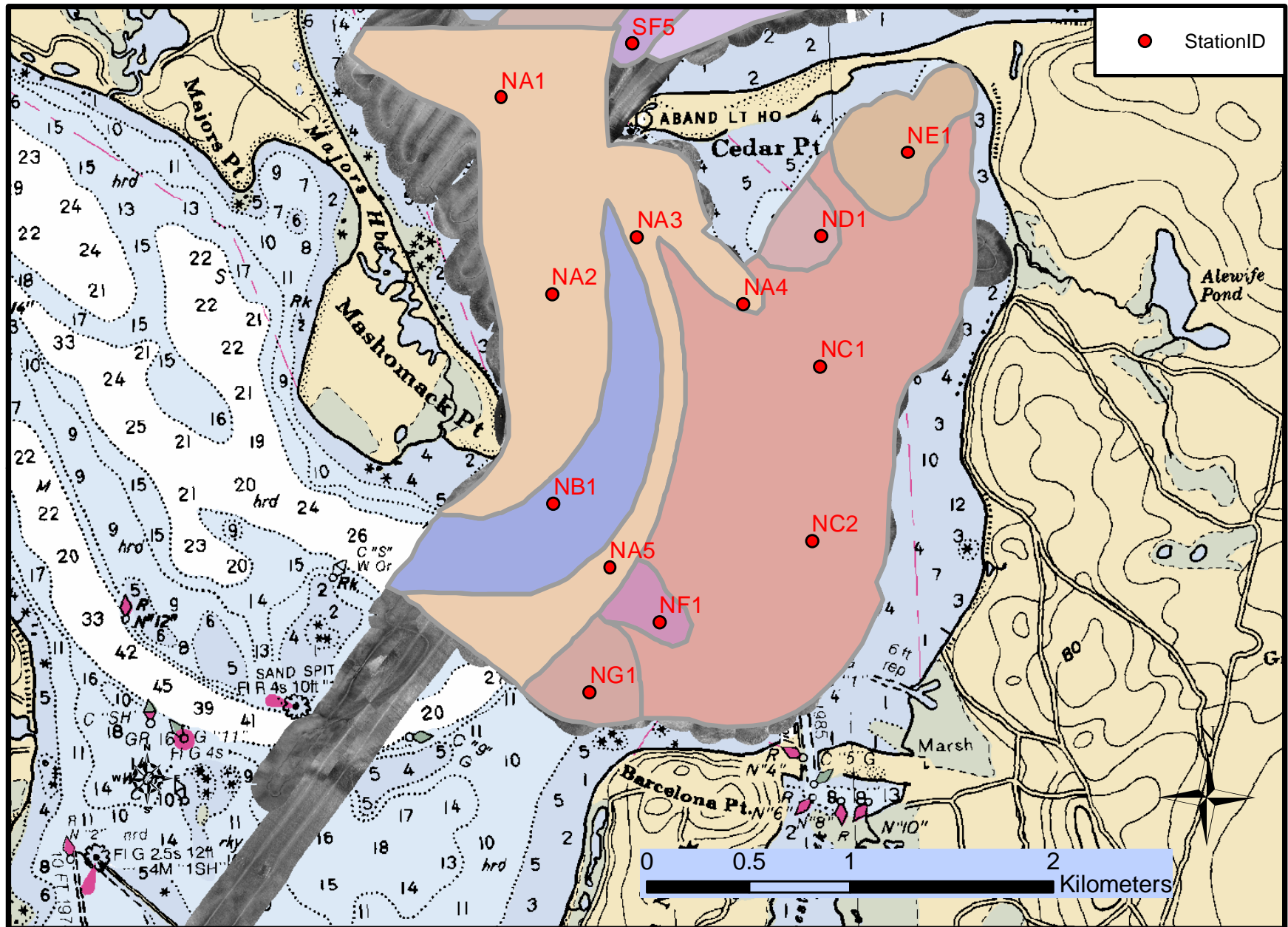


Figure 6. Northwest Harbor initial geophysical provinces and sampling station locations.

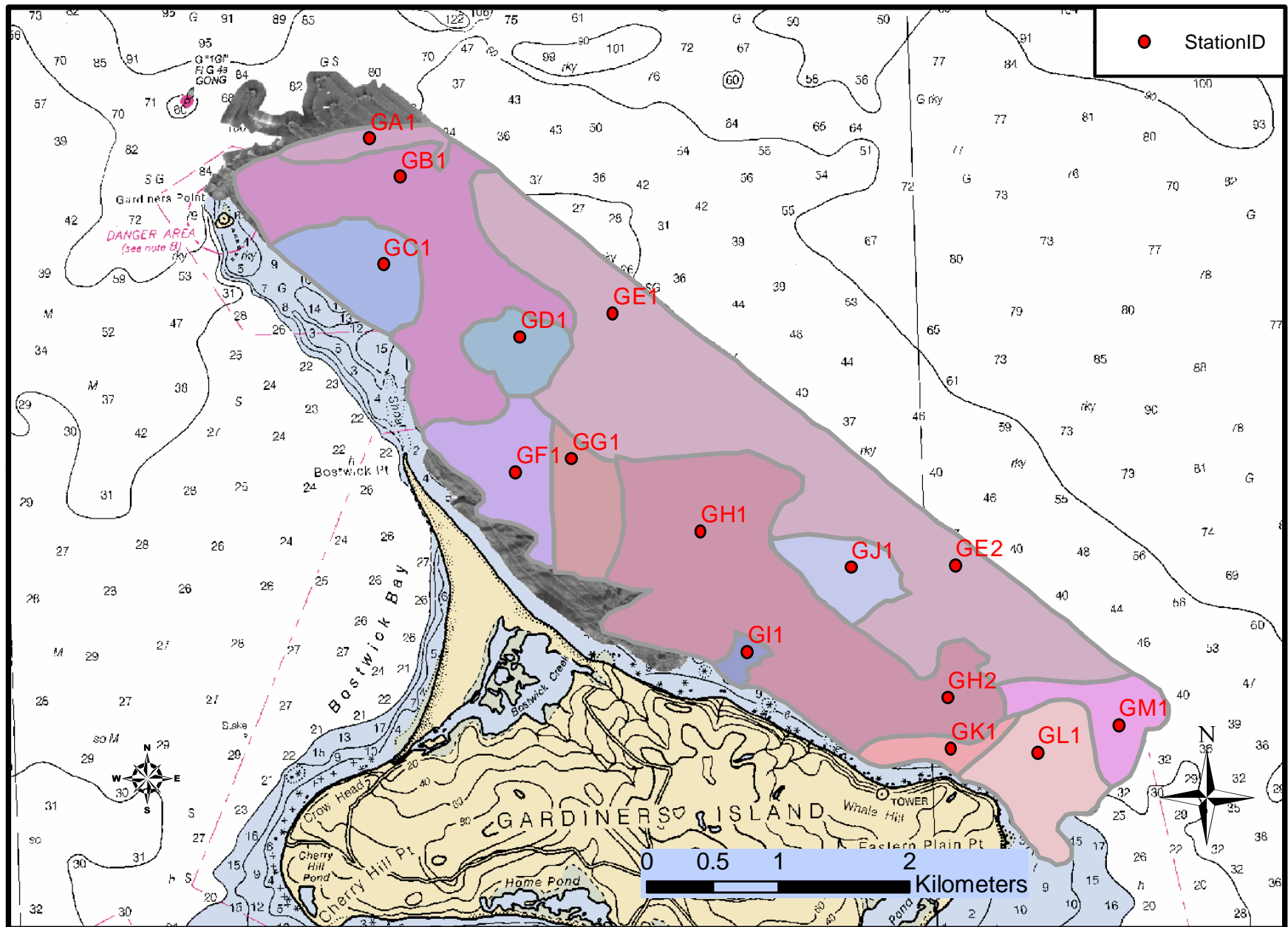


Figure 7. Gardiners Island initial geophysical provinces and sampling station locations.

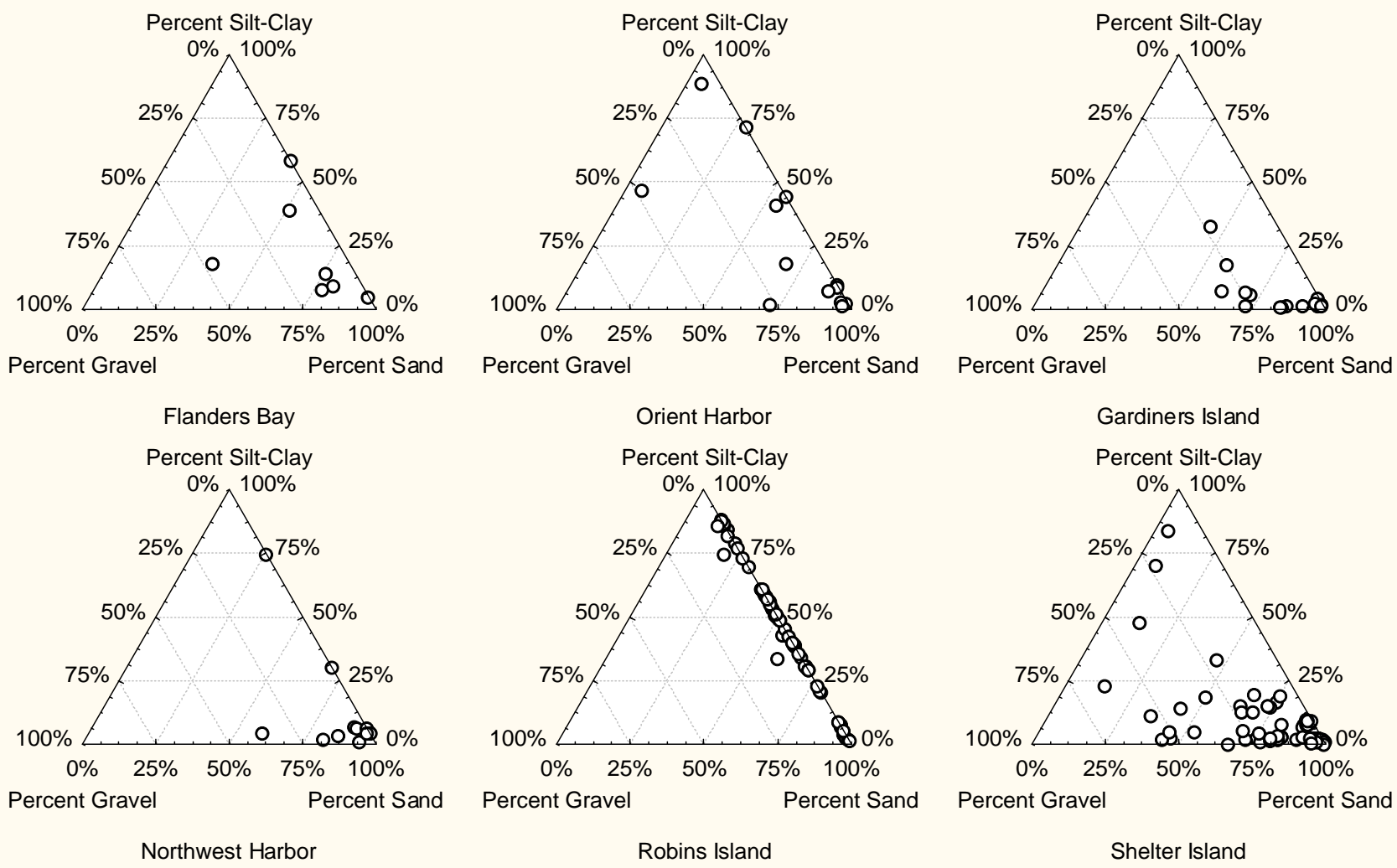


Figure 8. Ternary plots of sediment data for all 6 CRNAs.

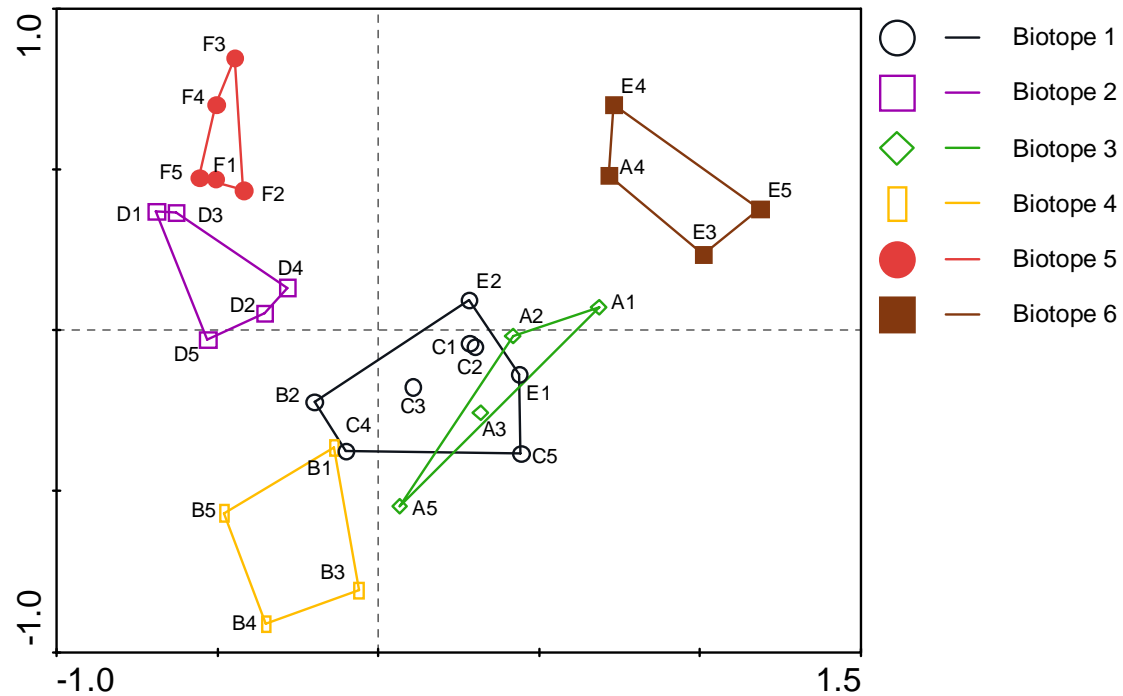


Figure 9. RDA analysis in Robins Island. Sample names are plotted next to points. Samples are colored by membership in the 6 biotope clusters. Sample proximity implies similarity.

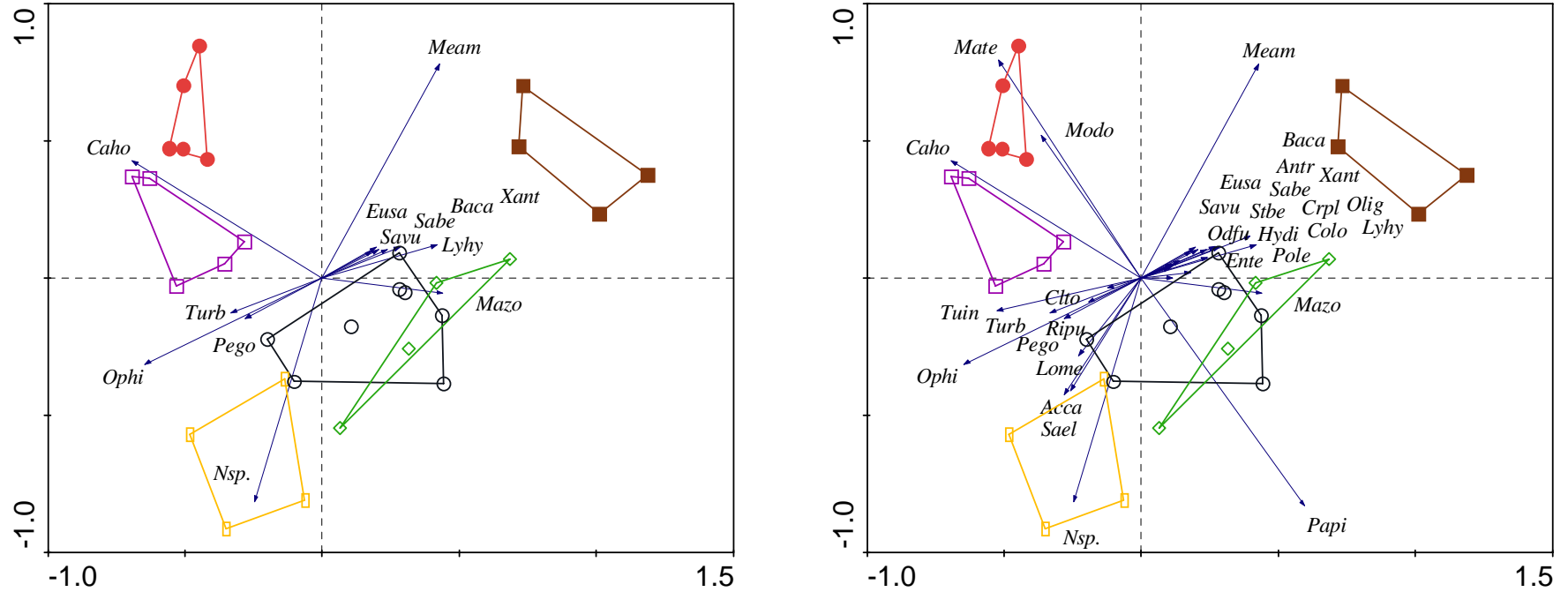


Figure 10. RDA analysis of the Robins Island data. Sample points are organized by memberships in the 6 biotopes. Blue species arrows point in the direction of the steepest increase across the diagram. Angles between species arrows indicate correlations between the species. Sample proximity implies similarity. Left Panel: The 13 species for which 50% or greater of their variance is displayed in these first two dimensions. Right Panel: The 31 species for which 25% or greater of their variance is displayed in these first two dimensions.

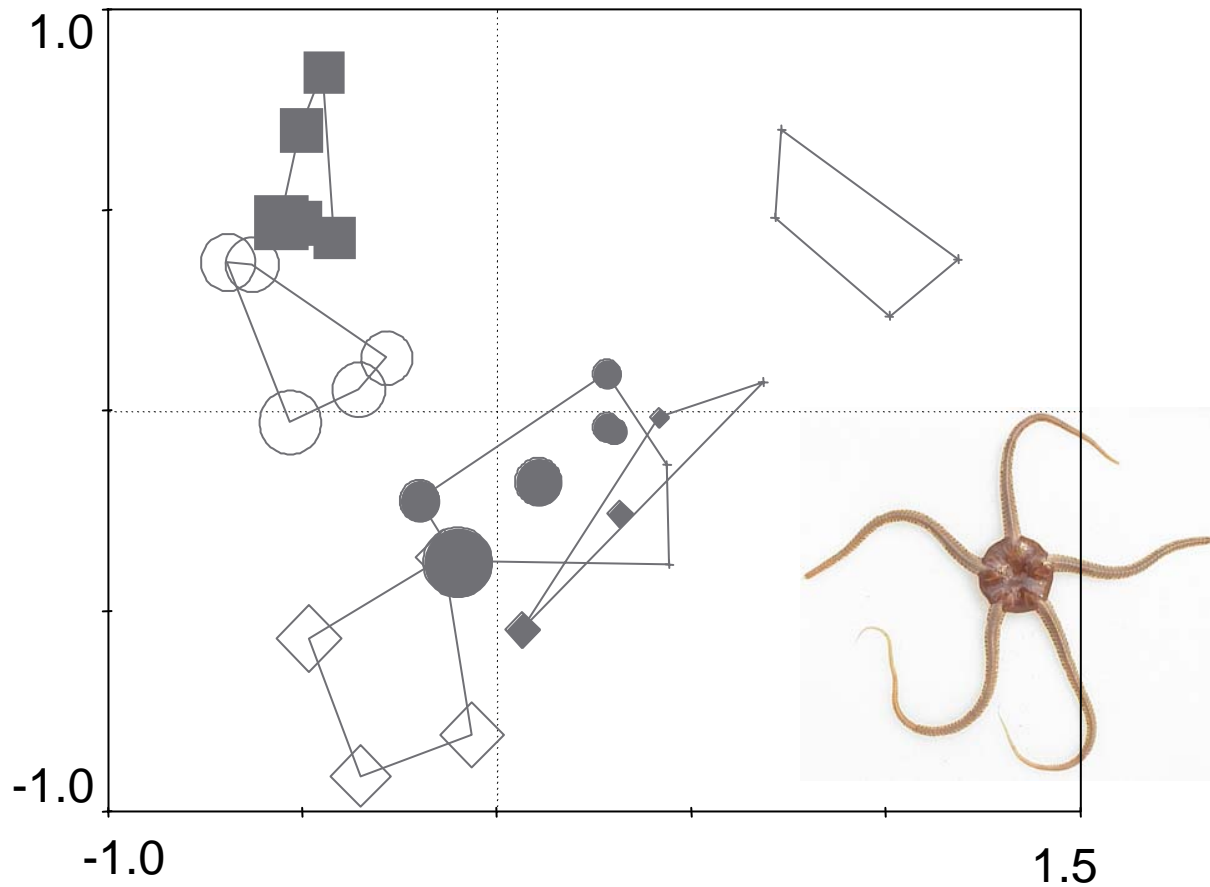


Figure 11. Relative abundance of the burrowing brittle star, *Ophiuroidea* (Ophi) in the Robins Island biotopes. Points represent samples. Symbol diameters are proportional to relative abundance. Brittle stars are found in all biotopes except Biotope 6.

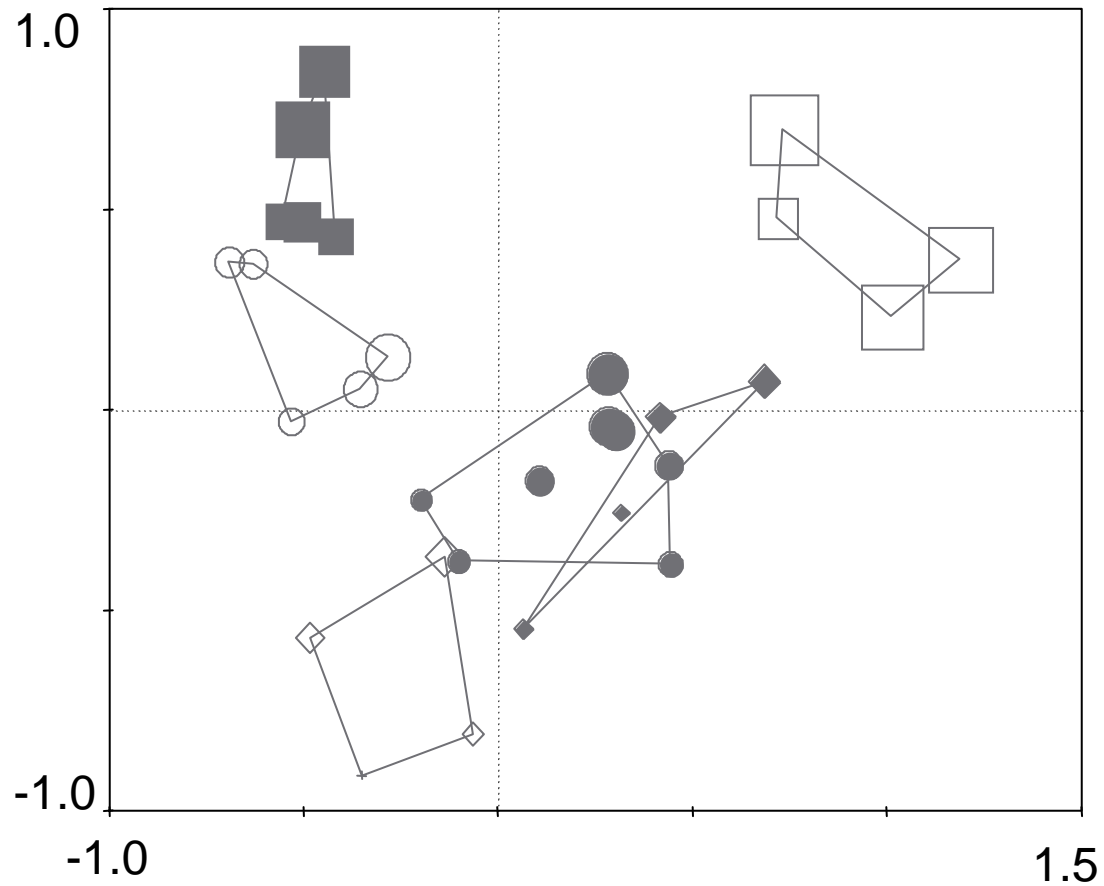


Figure 12. Relative abundance of the capitellid polychaete, *Mediomastus ambiseta* (Meam) in the Robins Island biotopes. Points represent samples. Symbol diameters are proportional to relative abundance. *Mediomastus* was the second most abundant species at Biotope 6.

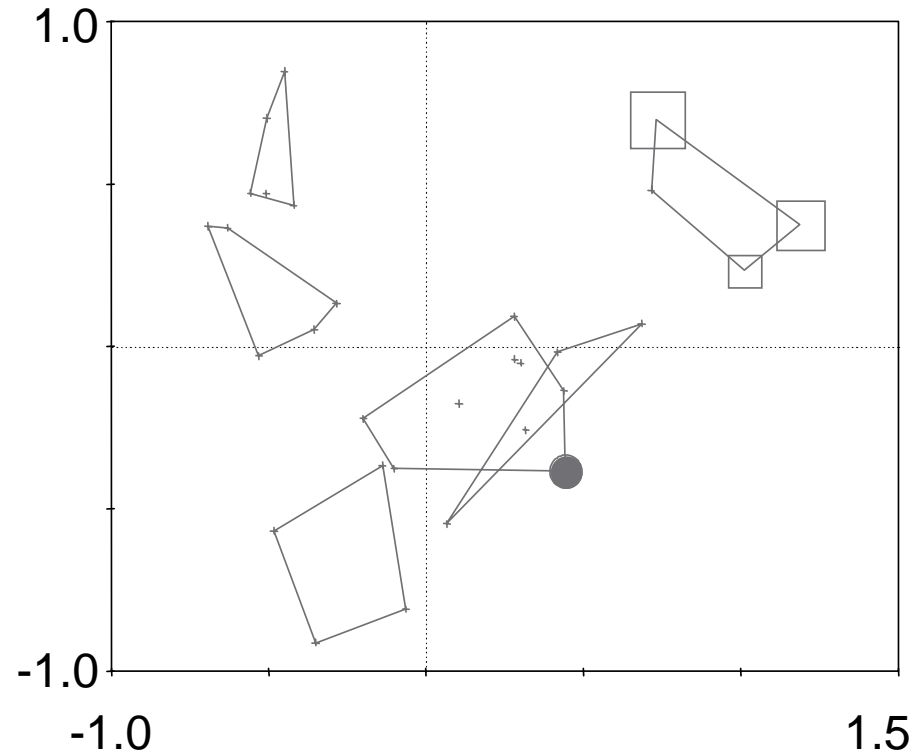


Figure 13. Relative abundance of the polychaete worm, *Sabellaria vulgaris* (Savu) in the Robins Island biotopes. Points represent samples. Symbol diameters are proportional to relative abundance. These worms sort sediment particles and form dense mats of tubes. Highest abundances densities are in Biotope 6. This pattern is similar to other species sampled here including the polychaete *Eumida sanguinea*, the amphipod *Batea catharinensis* (Baca), and other suspension-feeding polychaetes in the family *Sabellidae* (Sabe).

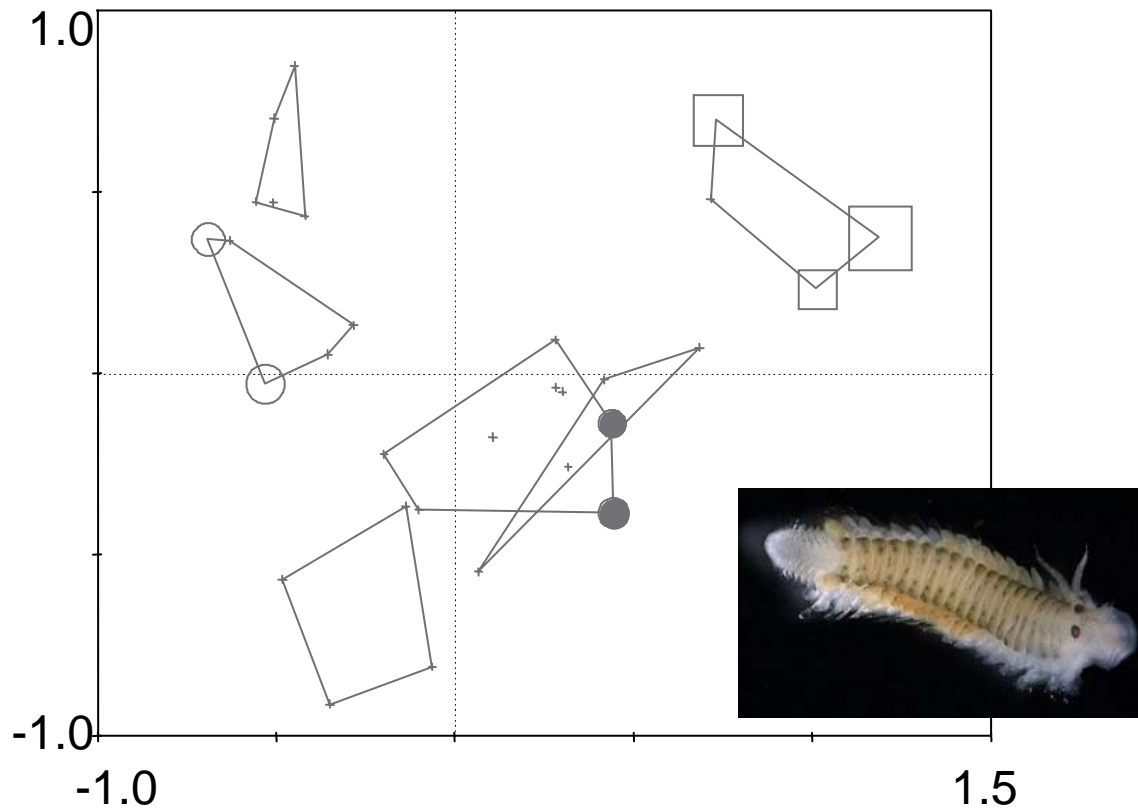


Figure 14. Relative abundance of the polychaete worm, *Eumida sanguinea* (Eusa) in the Robins Island biotopes. Points represent samples. Symbol diameters are proportional to relative abundance. These worms sort are commonly found in muddy sands.

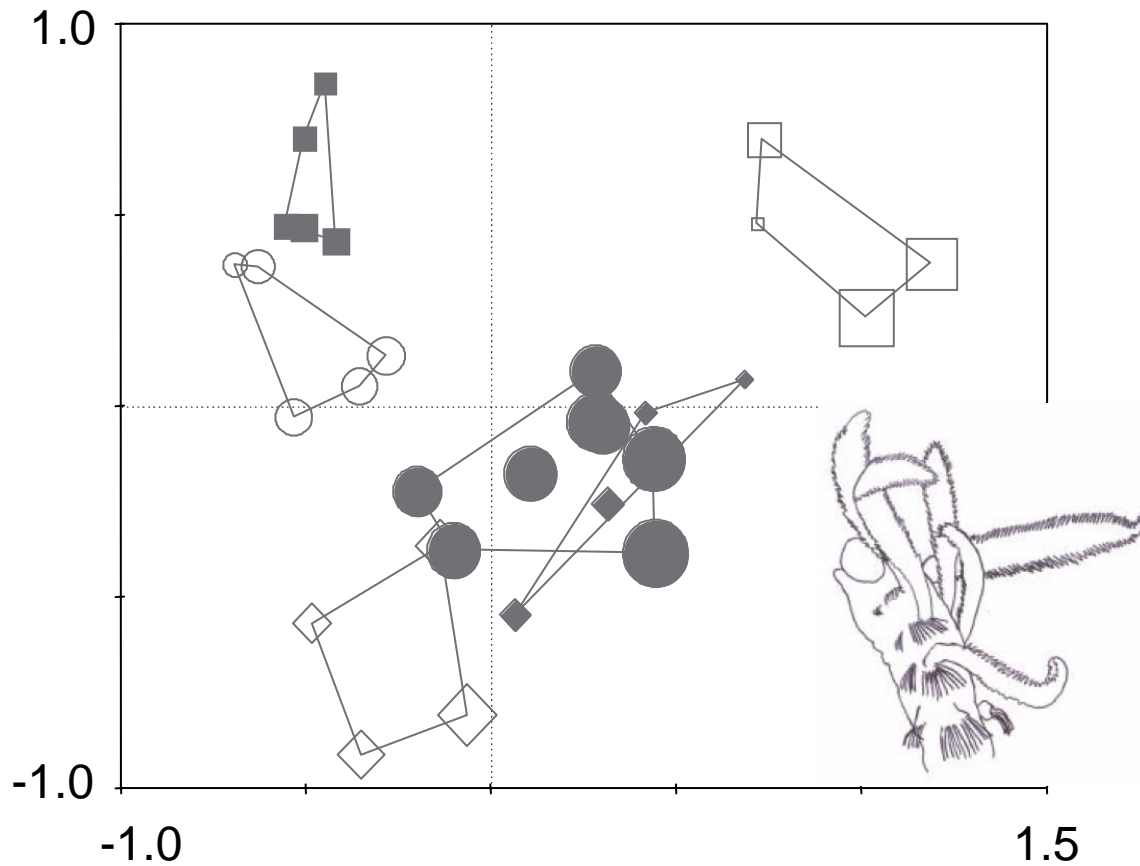


Figure 15. Relative abundance of the polychaete worm, *Paraprionospio pinnata* (Papi) in the Robins Island biotopes. Points represent samples. Symbol diameters are proportional to relative abundance. These worms are widely distributed in this study area and they are the numerically dominant species in both Biotope 1 and Biotope 4.

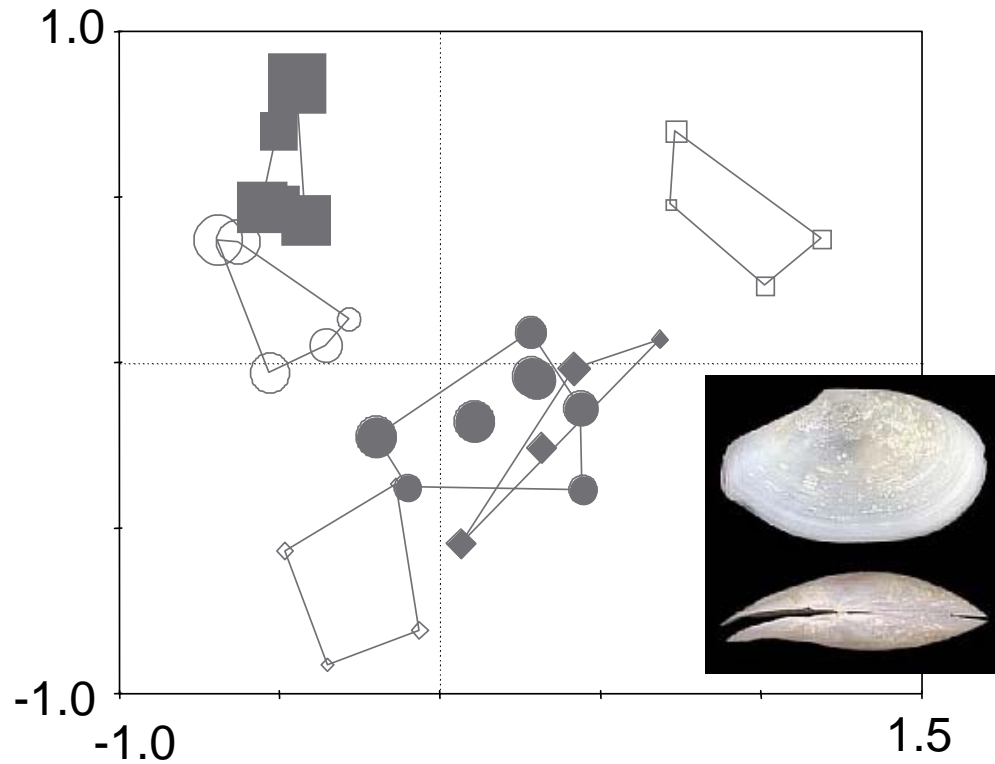


Figure 16. Relative abundance of the small clam, *Macoma tenta* (Mate) in the Robins Island biotopes. Points represent samples. Symbol diameters are proportional to relative abundance. These clams are widely distributed in this study area and they are the numerically dominant species in Biotopes 1, 2, and 5.

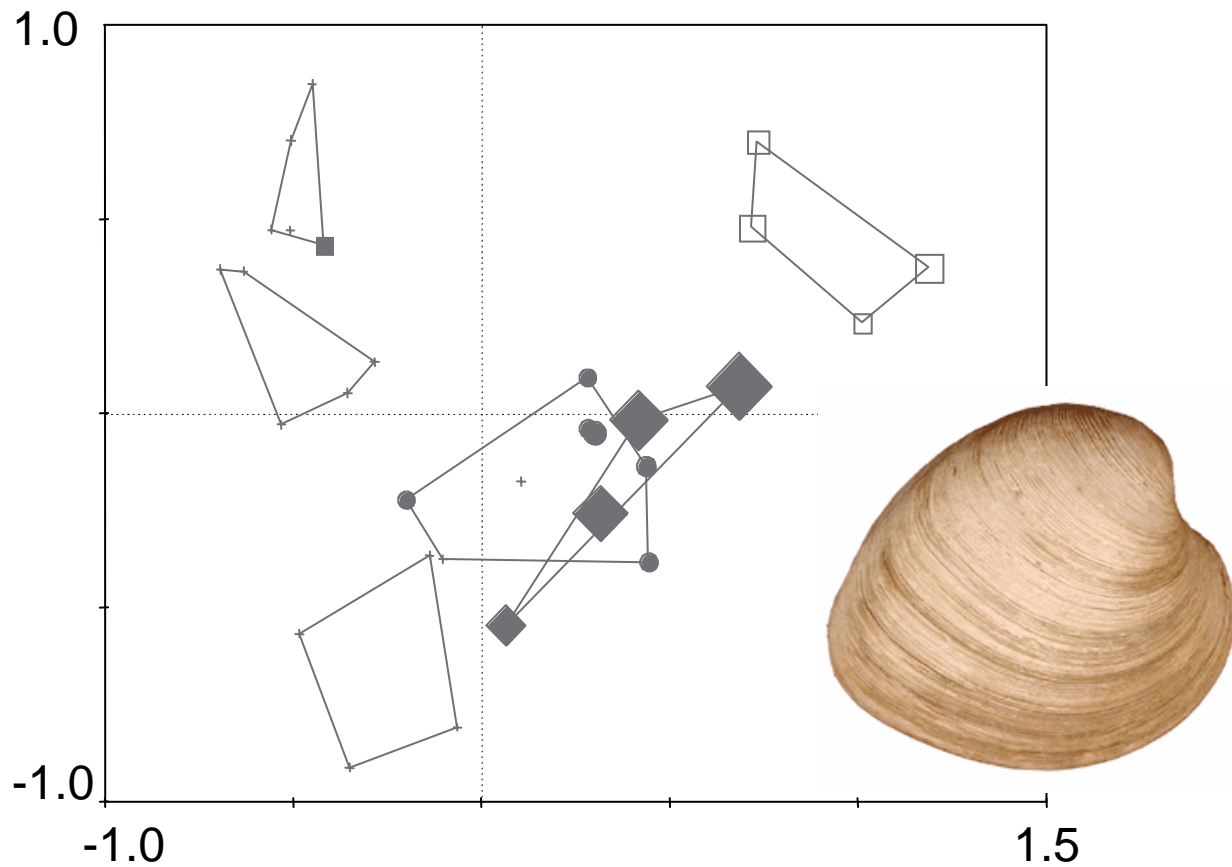


Figure 17. Relative abundance of the hard clam, *Mercenaria mercenaria* (Meme) in the Robins Island biotopes. Points represent samples. Symbol diameters are proportional to relative abundance. Juvenile hard clams were the most abundant single species in samples from Biotope 3. They averaged 30 individuals per sample. In Biotope 6 they averaged 2.3 individuals per sample.

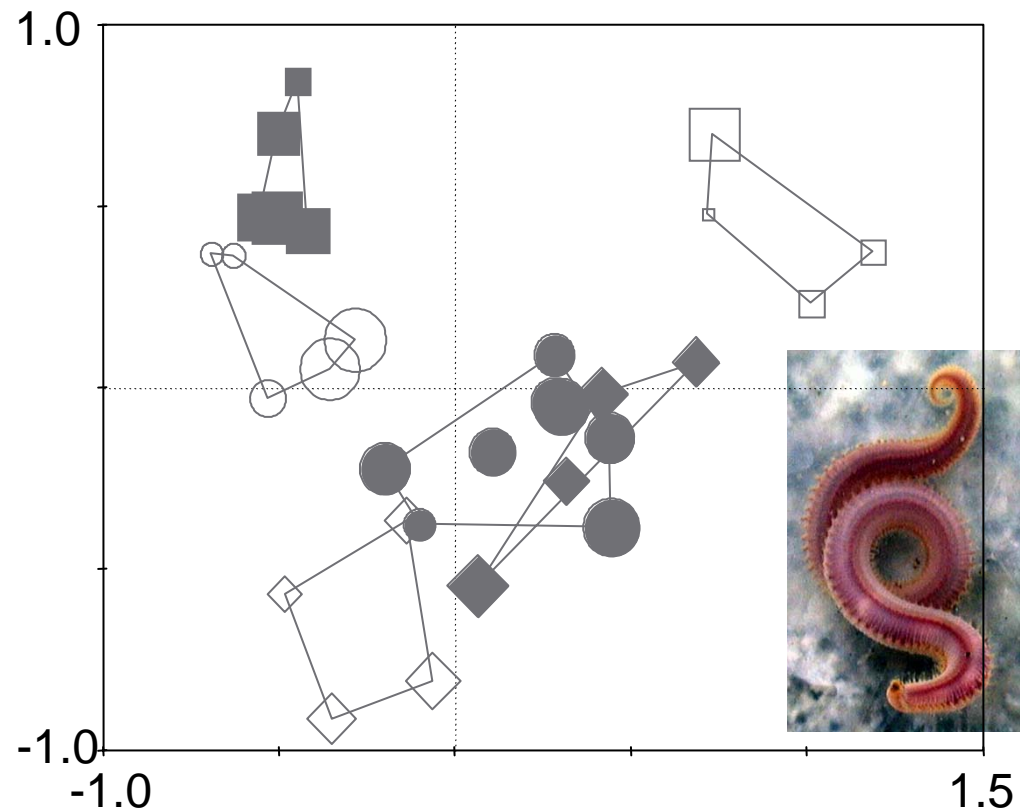


Figure 18. Relative abundance of the bloodworm, *Glycera* spp. (Glso) in the Robins Island biotopes. Points represent samples. Symbol diameters are proportional to relative abundance. *Glycera* were fairly ubiquitously distributed.

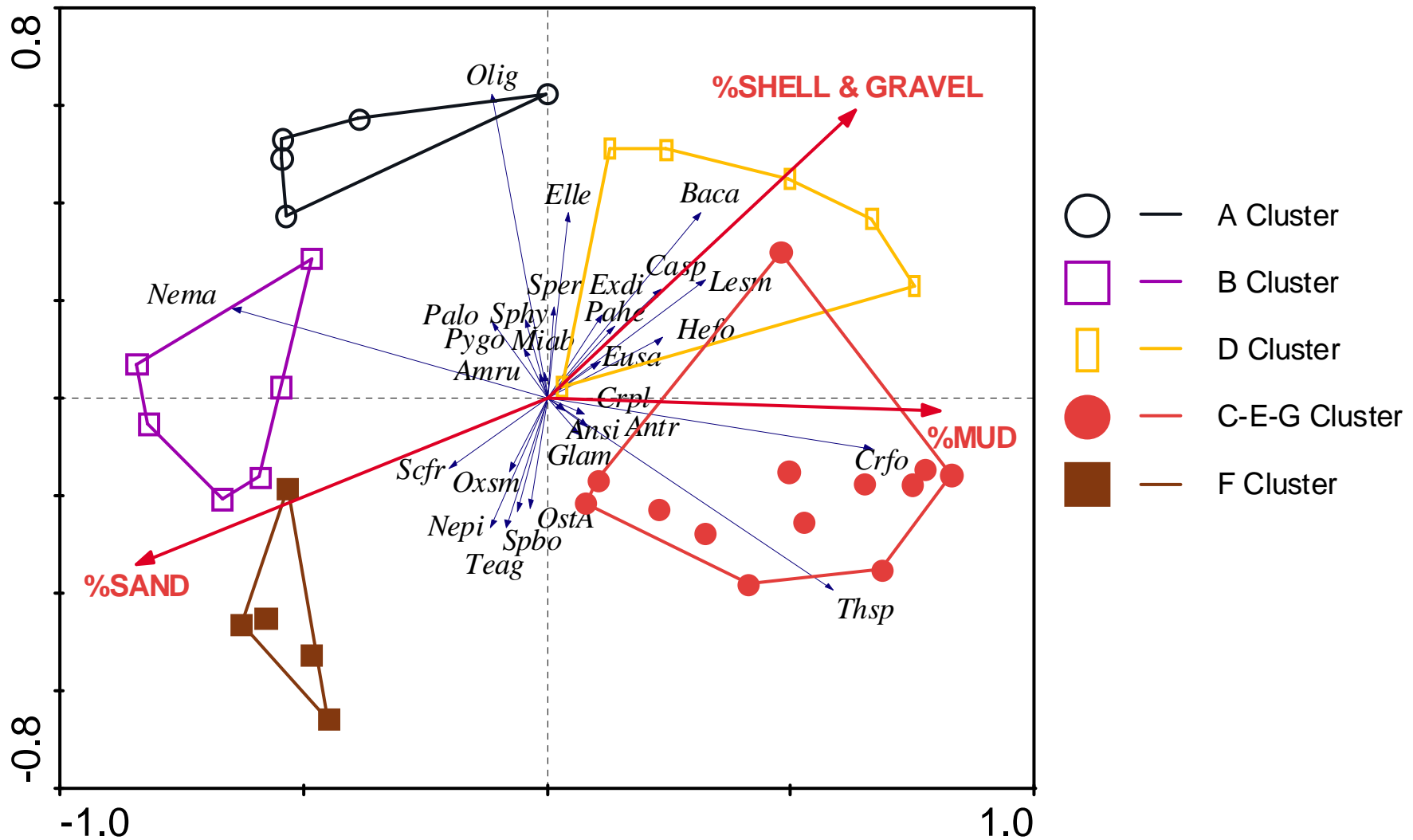


Figure 19. RDA ordination of Shelter Island biotopes. Blue arrows represent species distributions. Red arrows represent sediment composition differences. Points represent stations and proximity implies similarity.

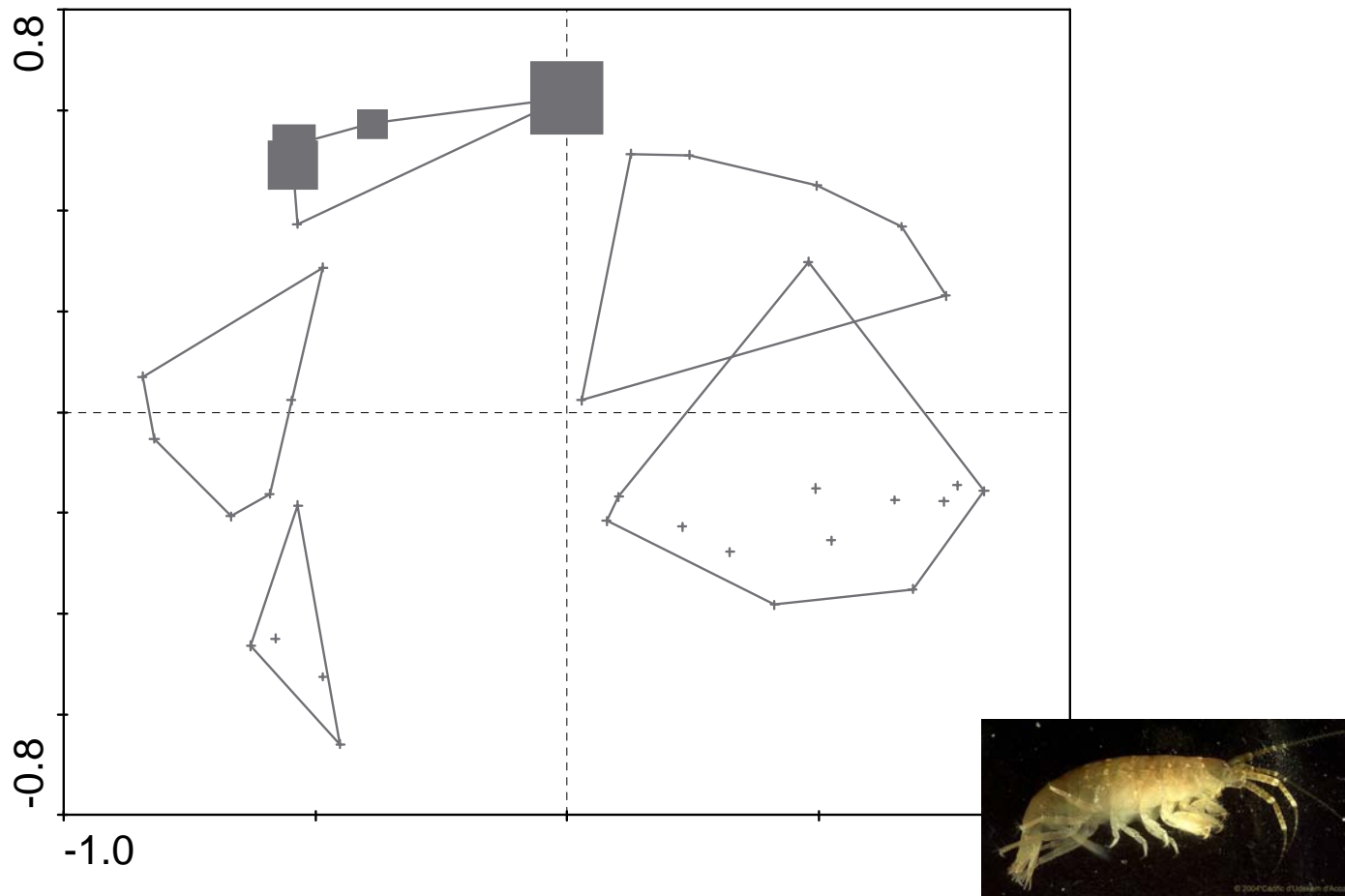


Figure 20. Relative abundance of the amphipod *Ampithoe rubricata* in the Shelter Island biotopes. Points represent samples. Symbol diameters are proportional to relative abundance.

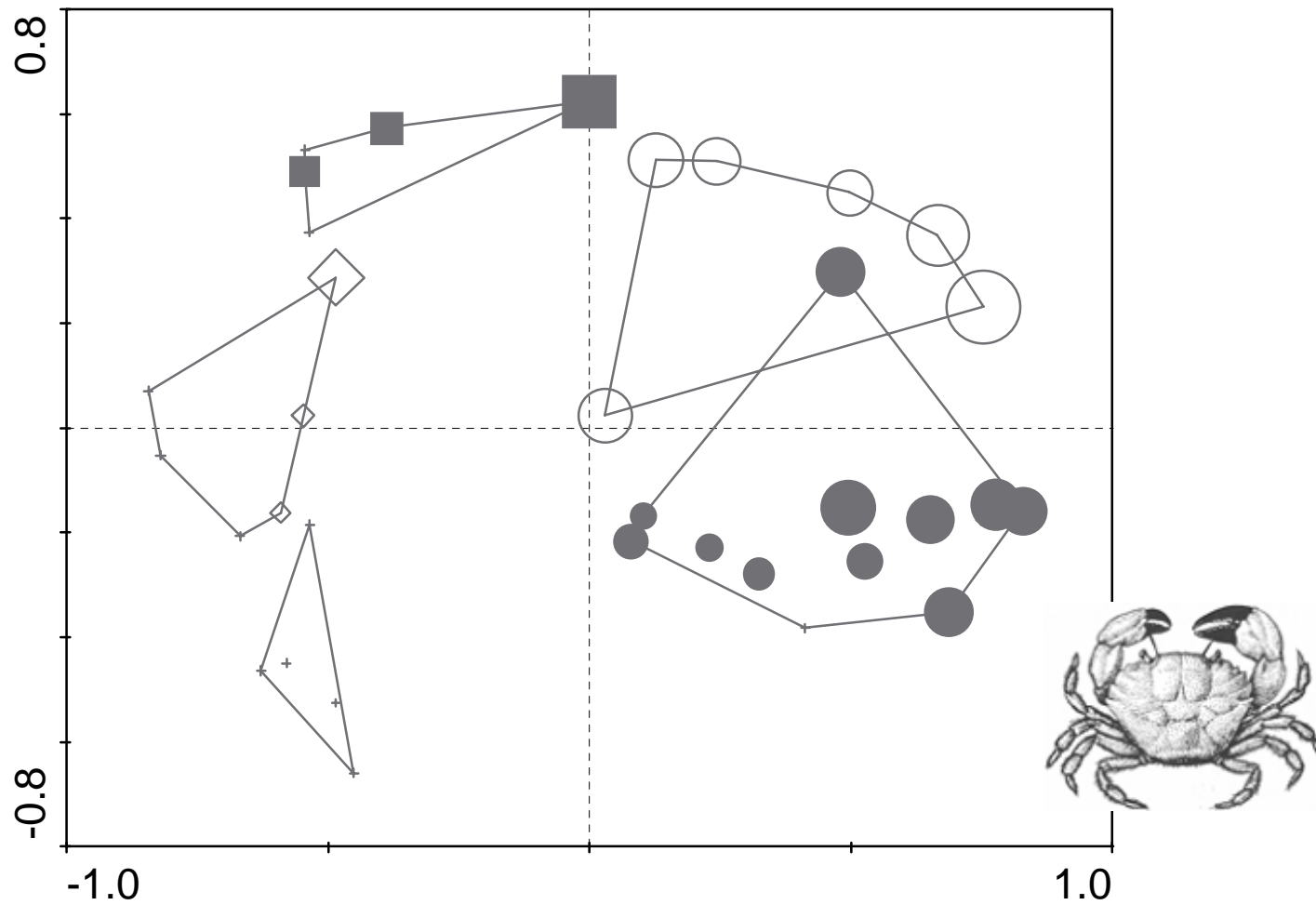


Figure 21. Relative abundance of the mud crab *Panopeus herbstii* in the Shelter Island biotopes. Points represent samples. Symbol diameters are proportional to relative abundance.

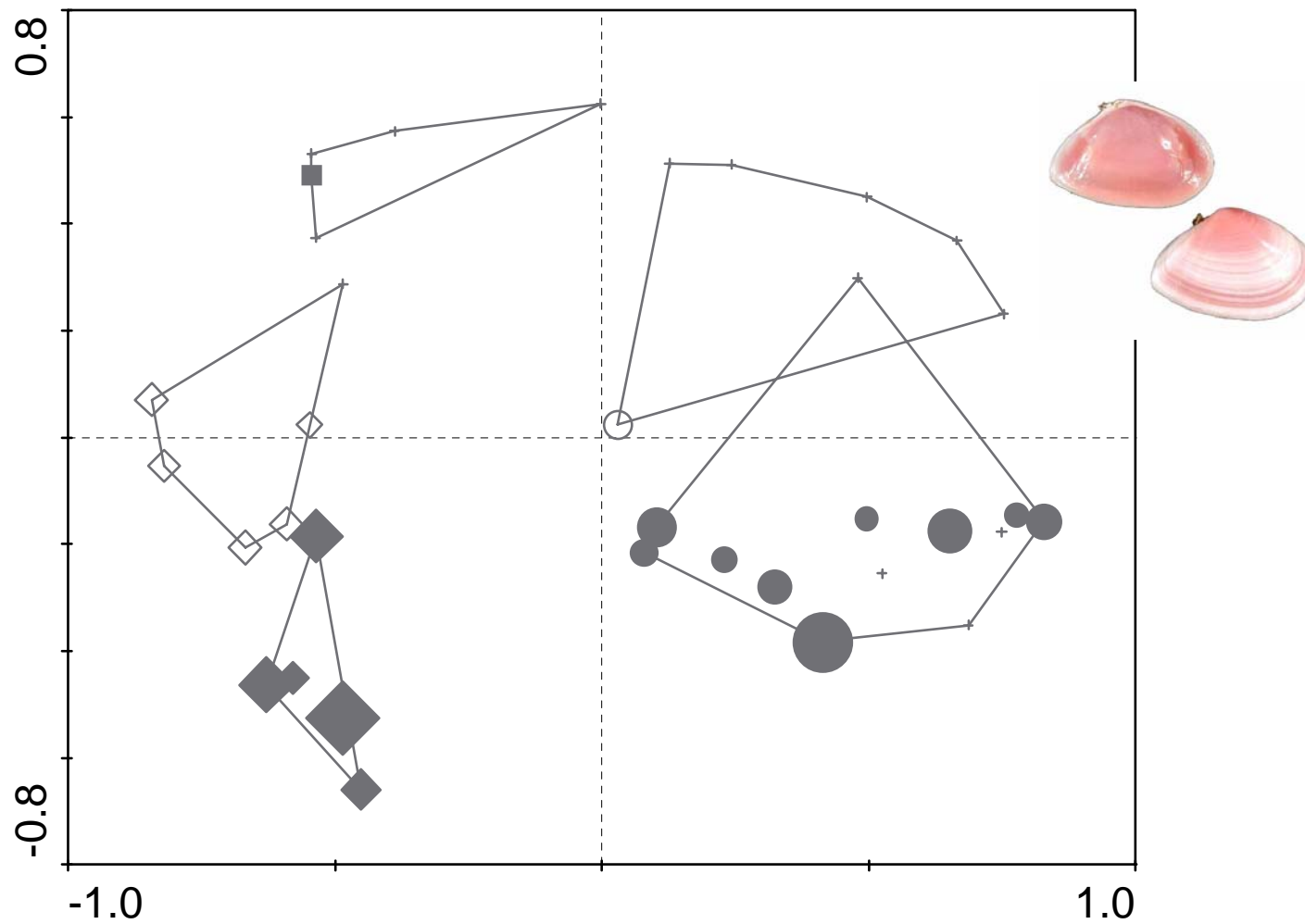


Figure 22. Relative abundance of the deposit feeding bivalve *Tellina agilis* in the Shelter Island biotopes. Points represent samples. Symbol diameters are proportional to relative abundance.

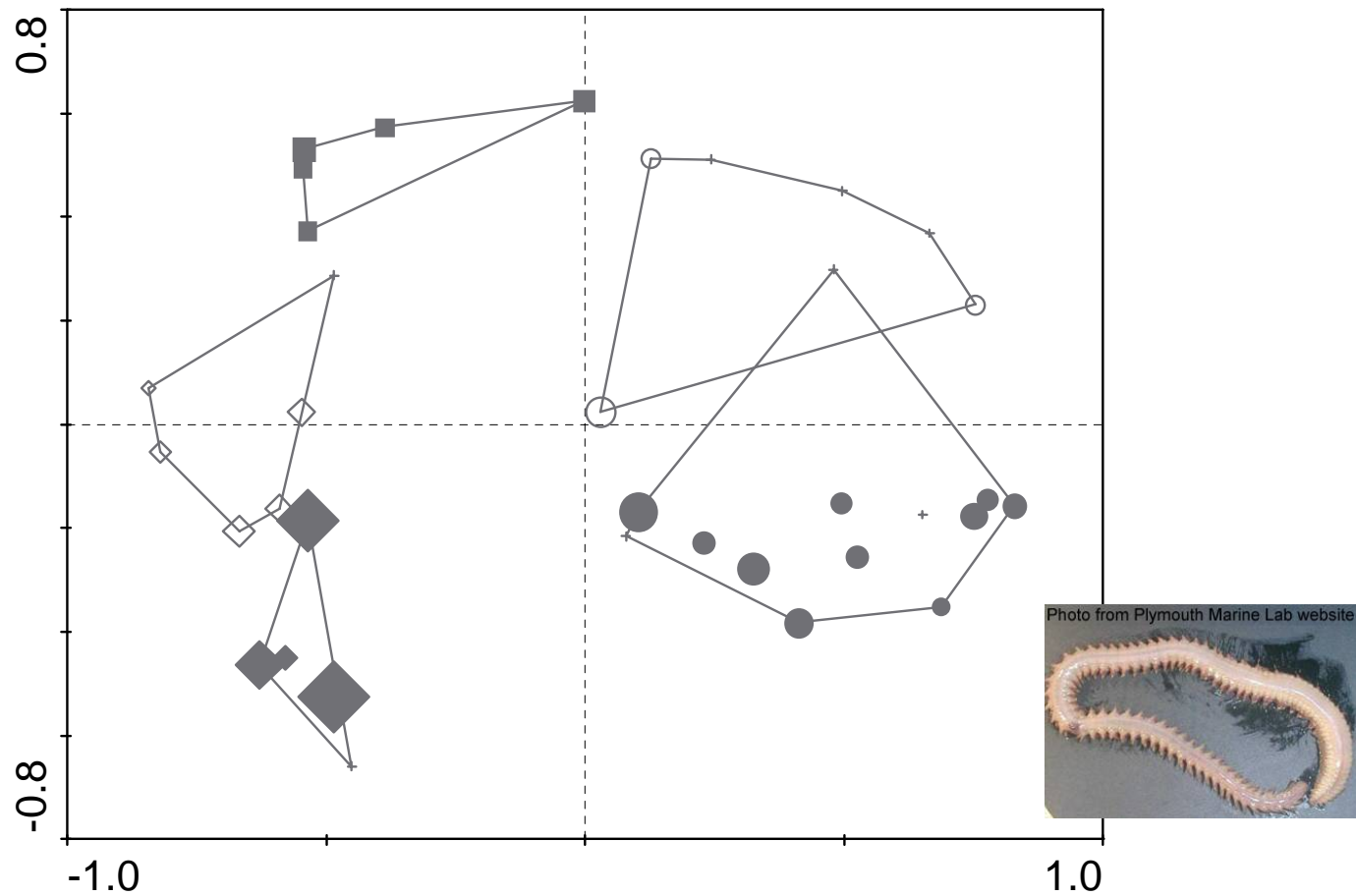


Figure 23. Relative abundance of the polychaete *Nephtys picta* in the Shelter Island biotopes. Points represent samples. Symbol diameters are proportional to relative abundance.

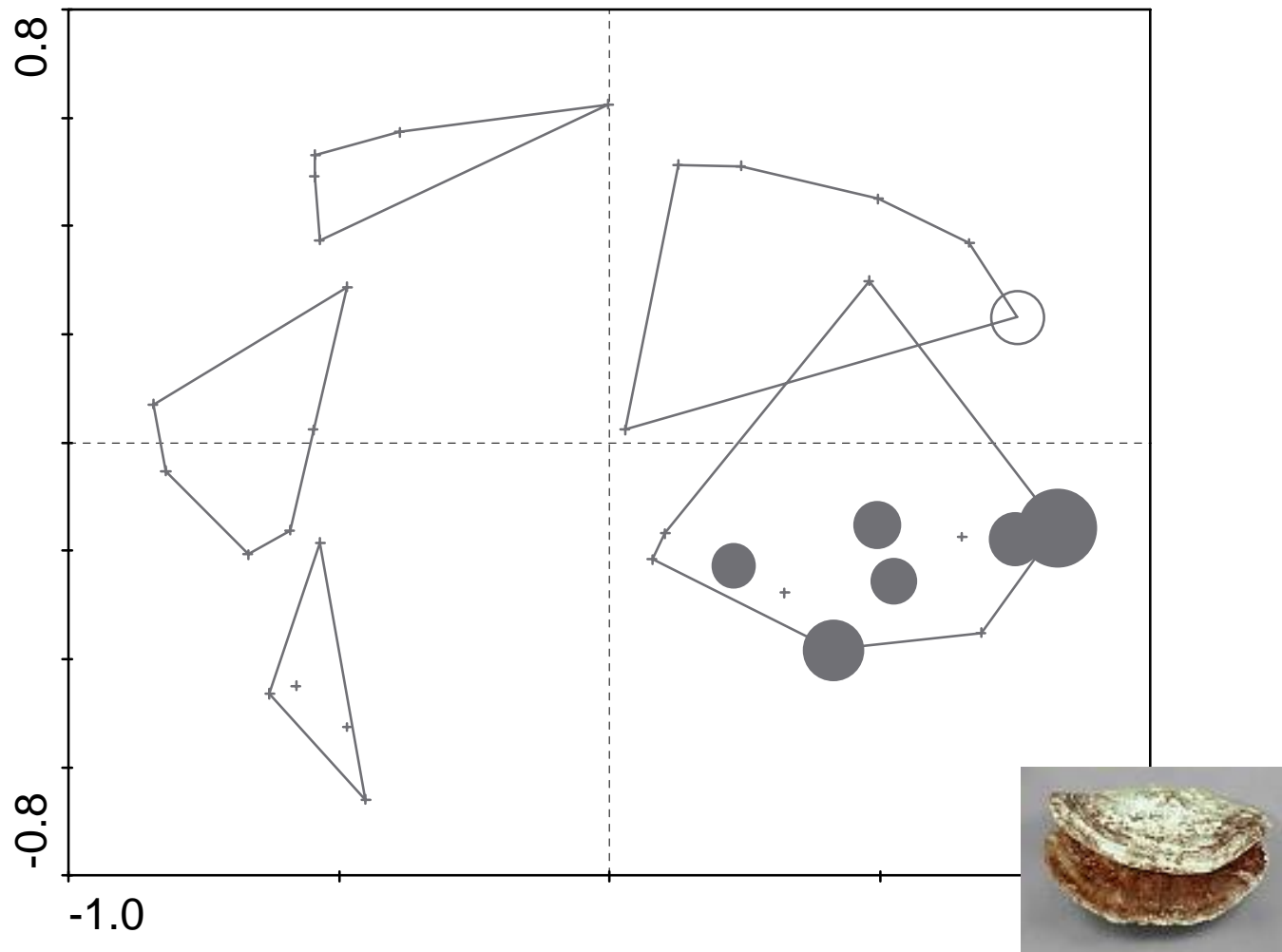


Figure 24. Relative abundance of the jingle shell *Anomia simplex* in the Shelter Island biotopes. Points represent samples. Symbol diameters are proportional to relative abundance.

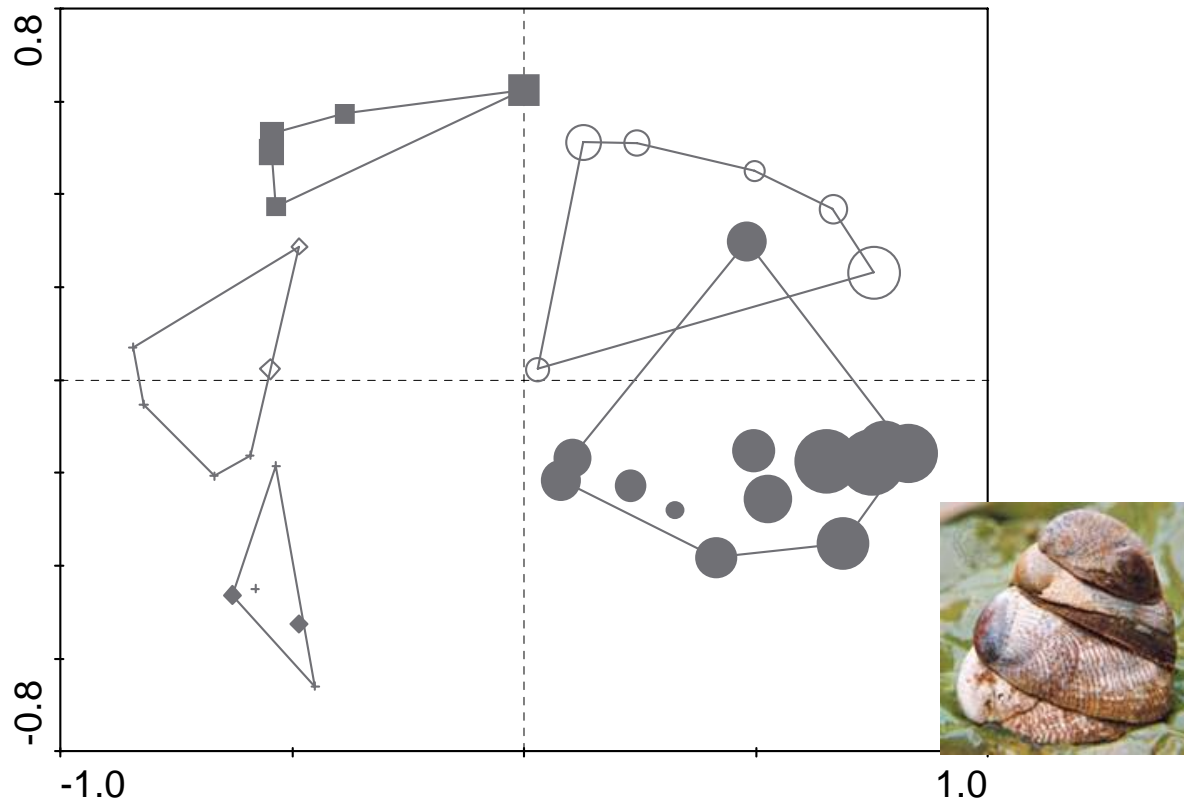


Figure 25. Relative abundance of the slipper shell *Crepidula fornicata* in the Shelter Island biotopes. Points represent samples. Symbol diameters are proportional to relative abundance.

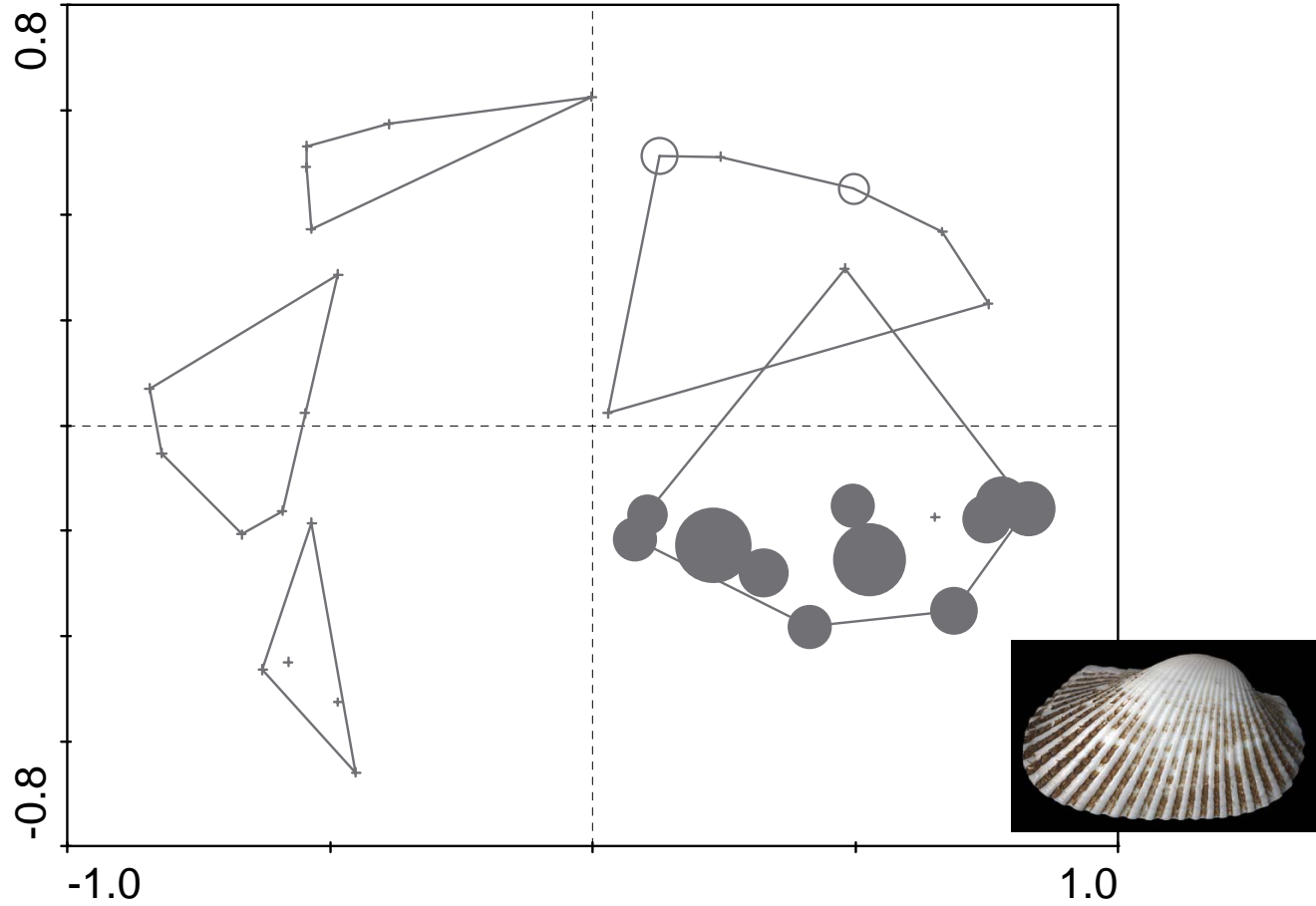


Figure 26. Relative abundance of the bivalve *Anadara transversa* in the Shelter Island biotopes. Points represent samples. Symbol diameters are proportional to relative abundance.

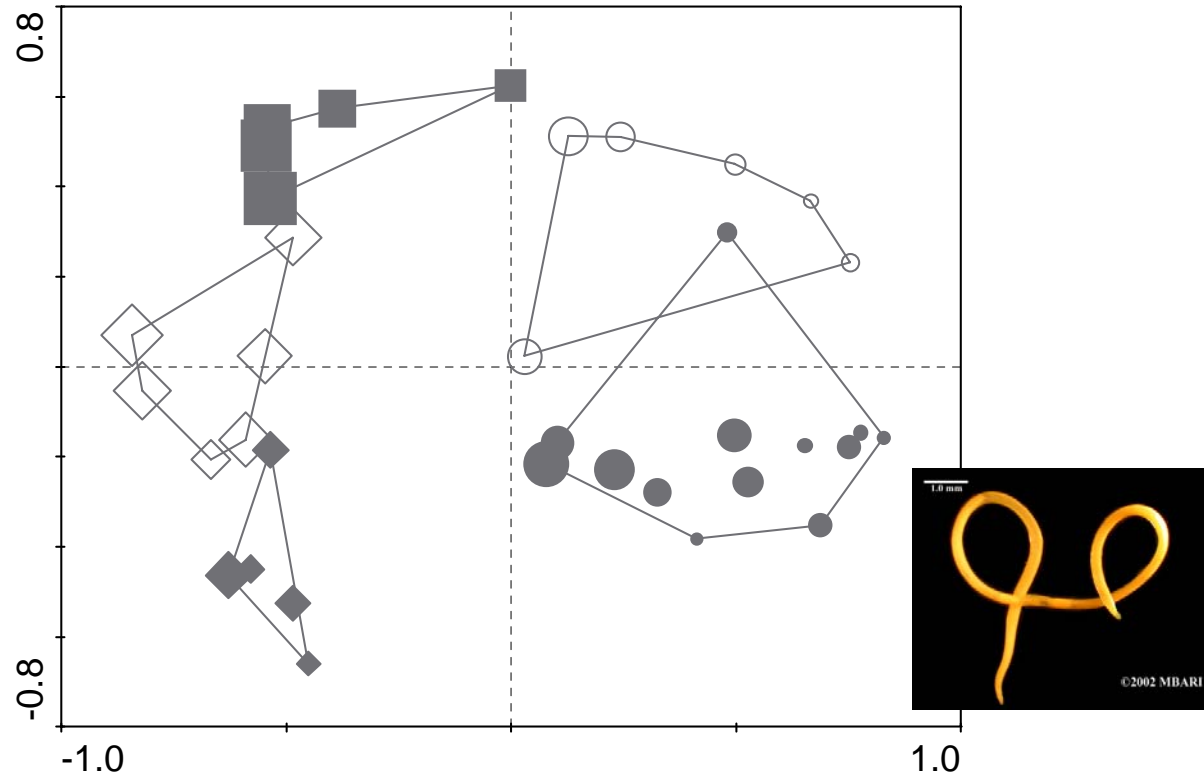


Figure 27. Relative abundance of nematode worms in the Shelter Island biotopes. Points represent samples. Symbol diameters are proportional to relative abundance.

Figure 28. Examples of species accumulation curves (S_{obs}) and estimated species richness based on the Chao 2 index (S_2^*). The S_2^* curve must level off for the index to yield a valid estimate of species richness. Left panel: For the Shelter Island Biotope CEG data set, the Chao 2 index has leveled off. Right Panel: For the Robins Island Biotope 3 data set, the Chao 2 index is still increasing. Each curve represents the average of 100 permutations of sample order.

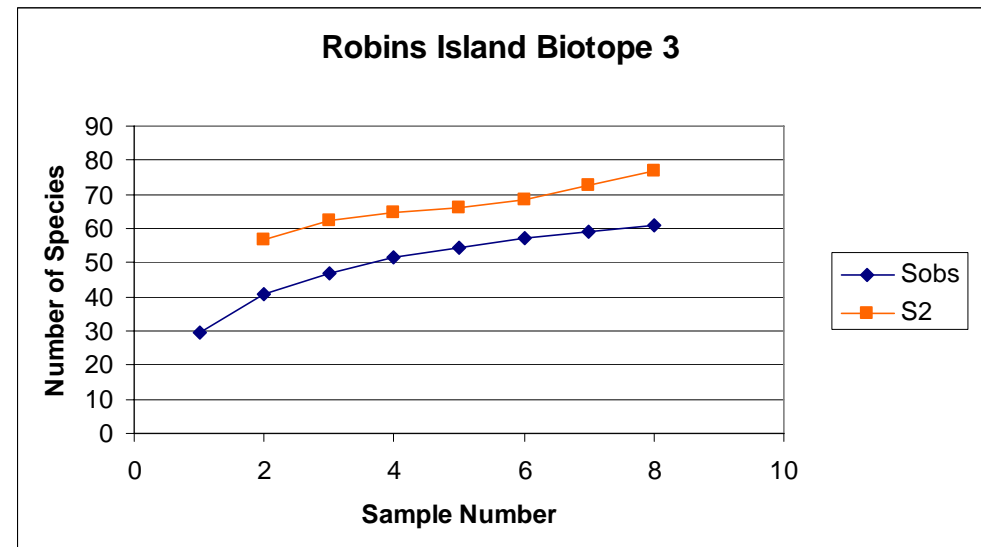
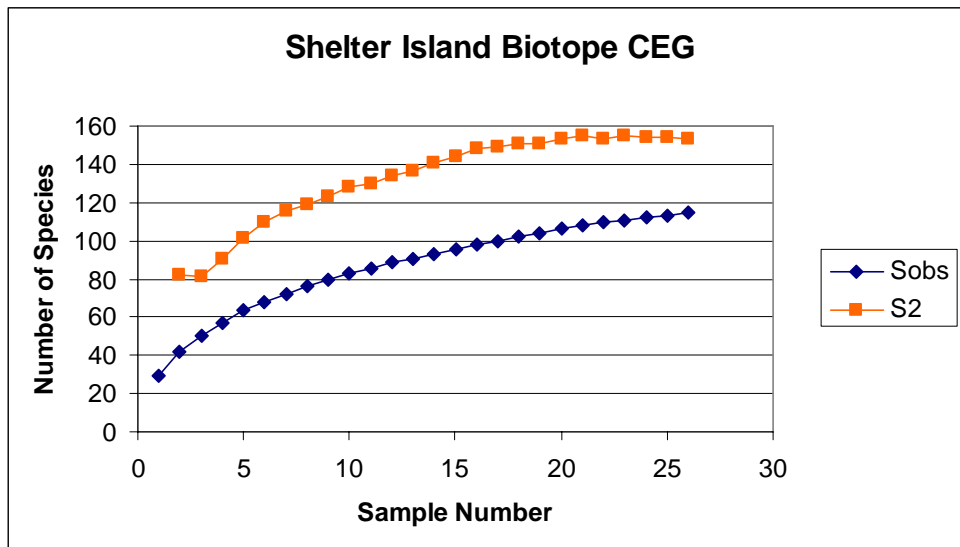


Figure 29. Estimated fraction of species collected versus sample size for Shelter Island. Each curve represents the average of 100 permutations of sample order. Only biotopes with valid species richness estimates are shown. Left Panel: Species richness based on replicate samples ignoring stations. Right Panel: Species richness based on station average data.

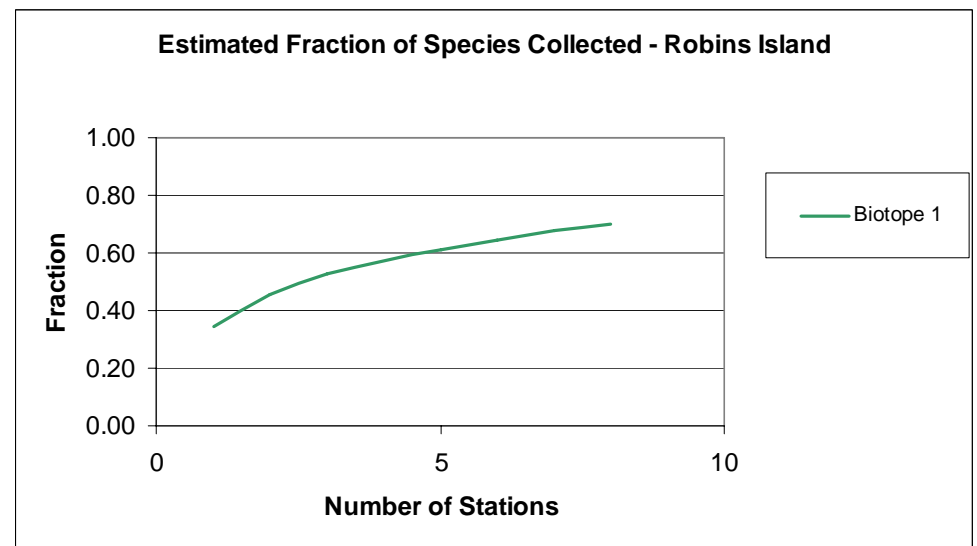
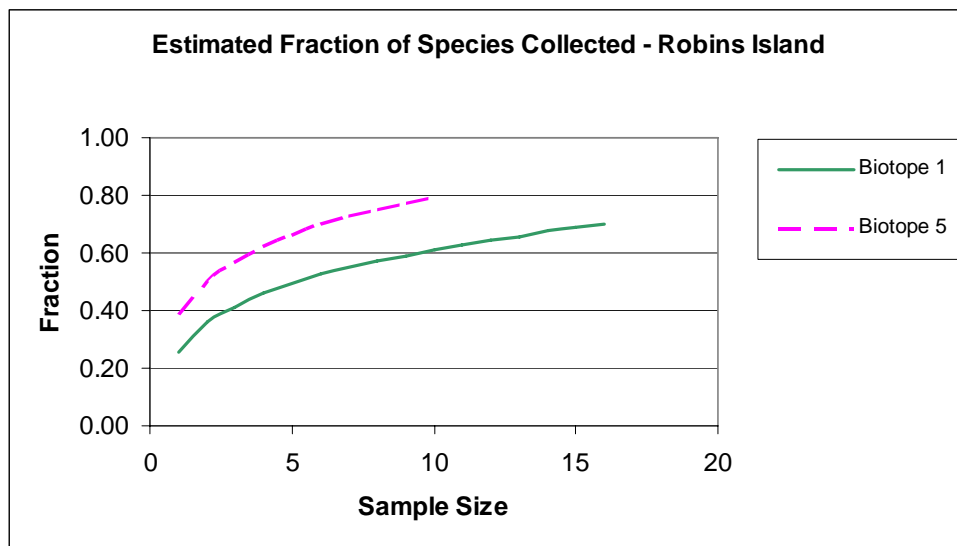
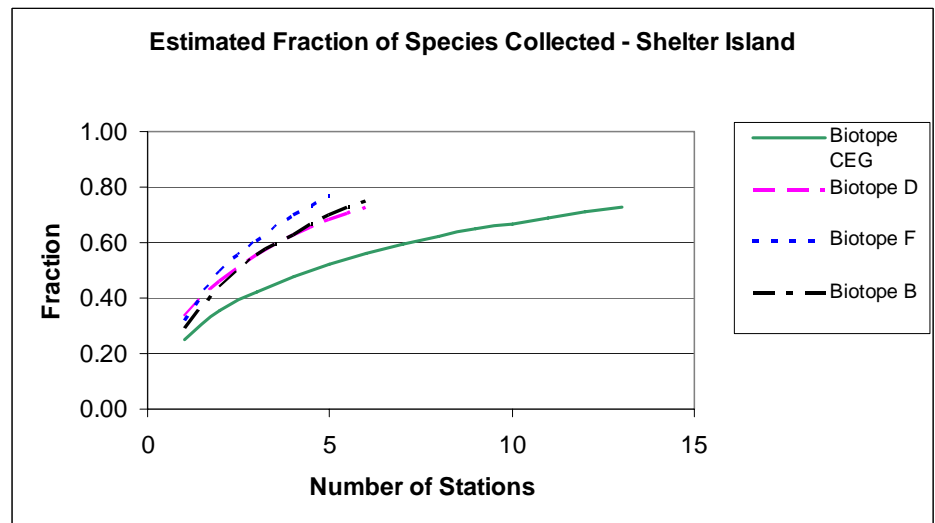
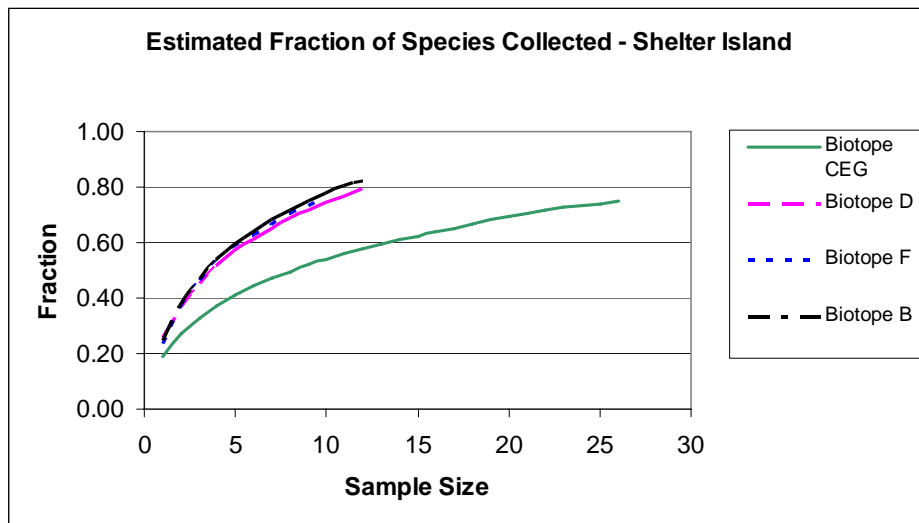


Figure 30. Estimated fraction of species collected versus sample size for Shelter Island. Each curve represents the average of 100 permutations of sample order. Only biotopes with valid species richness estimates are shown. Left Panel: Species richness based on replicate samples ignoring stations. Right Panel: Species richness based on station average data.



Appendix 1 - Field Data.

Date	Cruise	SampleID	Region	Province	Station	Replicate	Temperature (°C)		Water Depth (m)		Latitude (Degrees) (Minutes)		Longitude (Degrees) (Minutes)		RPD	Grab Depth (cm)	Penetrometer (cm)	Sediment (from field notes)
							Temperature (°C)	Salinity	Depth (m)	Latitude (Degrees)	Latitude (Minutes)	Longitude (Degrees)	Longitude (Minutes)					
11/9/2004	3.00	PEC01	F	FA	FA1	FA1	8.80	27.30	3.00	40	55.71	-72	-35.82	0	10	17.7	fine sand	
11/9/2004	3.00	PEC02	F	FB	FB1	FB1	8.70	27.40	3.00	40	55.55	-72	-35.69	10	5	6.2	slipper shells	
11/9/2004	3.00	PEC03	F	FA	FA2	FA2	9.20	27.20	3.70	40	55.06	-72	-35.33	10	6	6.5	medium sand	
11/9/2004	3.00	PEC04	F	FA	FA3	FA3	9.00	27.30	3.90	40	55.38	-72	-34.84	10	6	5.6	shell, hard	
11/9/2004	3.00	PEC05	F	FC	FC1	FC1	8.90	27.20	2.10	40	54.96	-72	-34.88	0.5	6.5	5.6	medium sand	
11/9/2004	3.00	PEC06	F	FD	FD1	FD1	8.70	26.80	3.90	40	54.88	-72	-34.44	0	10	16.3	mud, fine sand	
11/9/2004	3.00	PEC07	F	FE	FE1	FE1	7.70	26.00	3.20	40	54.74	-72	-34.07	0.5	9	8.4	mud, sand, shell	
11/11/2004	3.00	PEC08	O	OD	OD1	OD1	10.30	28.70	2.90	41	7.16	-72	-19.85	10	7	5.1	coarse sand	
11/11/2004	3.00	PEC09	O	OB	OB2	OB2	10.40	28.80	6.00	41	7.30	-72	-19.51	3	9	15.6	shell, mud	
11/11/2004	3.00	PEC10	O	OA	OA2	OA2	10.60	29.10	6.30	41	7.56	-72	-19.15	0.5	10	12.2	mud	
11/11/2004	3.00	PEC11	O	OA	OA1	OA1	10.40	29.00	5.30	41	8.00	-72	-18.66	2	10	14.9	mud	
11/11/2004	3.00	PEC12	O	OC	OC1	OC1	10.50	29.00	4.30	41	7.61	-72	-17.66	1	7	7	shell, mud	
11/10/2004	3.00	PEC13	G	GM	GM1	GM1	11.50	29.60	11.10	41	6.29	-72	-3.97	10	9	6.8	coarse sand	
11/10/2004	3.00	PEC14	G	GL	GL1	GL1	10.50	29.70	6.00	41	6.18	-72	-4.42	10	3	4.1	too hard, very lite sample	
11/10/2004	3.00	PEC15	G	GK	GK1	GK1	10.00	29.80	5.40	41	6.22	-72	-4.90	10	5	7.9	sand, seaweed	
11/10/2004	3.00	PEC16	G	GH	GH2	GH2	10.70	29.70	6.50	41	6.42	-72	-4.90	10	3	7.6	coarse sand mussel bed	
11/10/2004	3.00	PEC17	G	GI	GI1	GI1	11.40	29.60	6.60	41	6.64	-72	-5.99	10	9	10	fine/coarse sand	
11/10/2004	3.00	PEC18	G	GE	GE2	GE2	11.60	29.50	11.20	41	6.97	-72	-4.83	10	7	4.4	coarse sand	
11/10/2004	3.00	PEC19	G	GJ	GJ1	GJ1	11.70	29.30	8.60	41	6.98	-72	-5.40	10	6	5.3	fine/coarse sand	
11/10/2004	3.00	PEC20	G	GH	GH1	GH1	11.80	29.20	7.50	41	7.14	-72	-6.22	1	5	6.2	shell, sand	
11/10/2004	3.00	PEC21	G	GG	GG1	GG1	11.60	29.10	6.20	41	7.46	-72	-6.91	10	6	7	rock, sand	
11/10/2004	3.00	PEC22	G	GF	GF1	GF1	11.20	29.70	4.70	41	7.42	-72	-7.22	10	2	3.1	rock	
11/10/2004	3.00	PEC23	G	GE	GE1	GE1	11.60	29.40	9.00	41	8.06	-72	-6.66	10	5	4.1	coarse sand	
11/10/2004	3.00	PEC24	G	GD	GD1	GD1	11.70	29.30	7.70	41	7.98	-72	-7.17	10	5	5	shell, sand	
11/10/2004	3.00	PEC25	G	GC	GC1	GC1	12.00	29.30	5.00	41	8.29	-72	-7.90	10	6	8.7	shell, gravel, coarse sand	
11/10/2004	3.00	PEC26	G	GB	GB1	GB1	12.30	29.40	7.20	41	8.65	-72	-7.79	10	10	5.1	shell, gravel, coarse sand	
11/10/2004	3.00	PEC27	G	GA	GA1	GA1	12.50	29.30	17.20	41	8.81	-72	-7.96	10	6	3.7	sand, shell, rocks	
11/10/2004	3.00	PEC28	O	OI	OI1	OI1	9.80	28.80	14.40	41	6.58	-72	-18.89	10	6	4.7	sand, shell	
11/10/2004	3.00	PEC29	O	OH	OH1	OH1	9.90	29.00	11.30	41	6.75	-72	-18.64	10	9	5	fine sand, mud	
11/10/2004	3.00	PEC30	O	OG	OG1	OG1	9.80	28.80	7.60	41	6.83	-72	-18.83	10	8	4.7	fine sand, mud	
11/11/2004	3.00	PEC31	N	NA	NA1	NA1	9.80	28.90	7.90	41	2.53	-72	-16.17	3	8	9.2	coarse sand, shell	
11/11/2004	3.00	PEC32	N	NA	NA3	NA3	8.80	28.70	7.90	41	2.14	-72	-15.70	3	4.5	7.5	fine sand, shell	
11/11/2004	3.00	PEC33	N	NA	NA2	NA2	9.50	29.00	10.40	41	2.00	-72	-16.01	3	8	8.9	coarse sand, some sponge & shell	
11/11/2004	3.00	PEC34	N	NG	NG1	NG1	9.10	28.80	3.50	41	0.94	-72	-15.92	3	6	5.3	fine sand, shell	
11/11/2004	3.00	PEC35	N	NF	NF1	NF1	9.30	28.90	4.70	41	1.11	-72	-15.66	1	6	5.6	fine sand some shell	
11/11/2004	3.00	PEC36	N	NA	NA5	NA5	9.20	28.90	7.60	41	1.26	-72	-15.83	1	6.5	5.7	fine sand some shell	
11/11/2004	3.00	PEC37	N	NB	NB1	NB1	9.50	28.80	6.50	41	1.36	-72	-16.03	0	6	10.8	medium sand some shell	
11/11/2004	3.00	PEC38	N	NC	NC2	NC2	9.20	28.70	3.80	41	1.31	-72	-15.10	2	8	4.8	fine sand some shell	
11/11/2004	3.00	PEC39	N	NC	NC1	NC1	9.20	28.80	3.50	41	1.78	-72	-15.07	1	6	4.4	very fine sand, few shells	
11/11/2004	3.00	PEC40	N	NA	NA4	NA4	9.50	28.90	5.80	41	1.96	-72	-15.33	2	8	5.4	very fine sand, mud	
11/11/2004	3.00	PEC41	N	ND	ND1	ND1	9.20	28.80	3.80	41	2.13	-72	-15.06	2	6	4.8	fine/medium sand, mud	
11/11/2004	3.00	PEC42	N	NE	NE1	NE1	8.30	28.20	4.30	41	2.35	-72	-14.74	0.5	10	14	mud (clayish)	
11/9/2004	3.00	PEC43	O	OC	OC2	OC2	9.80	28.80	2.90	41	7.03	-72	-18.11	4	6	4.3	medium/coarse sand	
11/11/2004	3.00	PEC44	O	OB	OB1	OB1	9.80	28.80	4.80	41	7.47	-72	-18.24	2	9	12.8	mud, shell	
11/11/2004	3.00	PEC45	O	OA	OA3	OA3	9.90	28.90	6.90	41	7.13	-72	-18.59	2	10	21.6	mud (clayish)	
11/11/2004	3.00	PEC46	O	OF	OF1	OF1	9.80	28.70	4.80	41	6.94	-72	-19.30	3	9	6.3	medium/coarse sand, gravel	
11/11/2004	3.00	PEC47	O	OE	OE1	OE1	9.90	28.70	3.50	41	7.01	-72	-19.50	10	7	6.1	coarse sand, shell	
10/3/2001	1.00	R01	R	RA	RA1	RA1a	17.20	29.50	40	58.81	-72	-27.09	0.5	8				
10/3/2001	1.00	R02	R	RA	RA1	RA1b	17.20	29.50	40	58.81	-72	-27.09	0.5	8				
10/3/2001	1.00	R03	R	RA	RA2	RA2a	17.10	29.10	40	58.68	-72	-26.94	0.5	8.8				
10/3/2001	1.00	R04	R	RA	RA2	RA2b	17.10	29.10	40	58.68	-72	-26.94	0.5	9				
10/3/2001	1.00	R05	R	RA	RA3	RA3a	17.20	28.90	40	58.58	-72	-27.07	0	8				
10/3/2001	1.00	R06	R	RA	RA3	RA3b	17.20	28.90	40	58.58	-72	-27.07	0.5	9				

Appendix 1 - Field Data.

Date	Cruise	SampleID	Region	Province	Station	Replicate	Temperature (°C)		Salinity	Water Depth (m)	Latitude (Degrees)	Latitude (Minutes)	Longitude (Degrees)	Longitude (Minutes)	RPD	Grab Depth (cm)	Penetrometer (cm) Sediment (from field notes)	
10/3/2001	1.00	R07	R	RA	RA4	RA4a	17.00	28.70		40	58.50	-72	-27.30	1	9			
10/3/2001	1.00	R08	R	RA	RA4	RA4b	17.00	28.70		40	58.50	-72	-27.30	0.5	8			
10/3/2001	1.00	R09	R	RA	RA5	RA5a	17.00	28.80		40	58.39	-72	-27.08	0.5	9			
10/3/2001	1.00	R10	R	RA	RA5	RA5b	17.00	28.80		40	58.39	-72	-27.07	0.5	8			
10/3/2001	1.00	R11	R	RB	RB1	RB1b	17.20	28.90		40	58.55	-72	-26.76	1	10			
10/3/2001	1.00	R12	R	RB	RB1	RB1c	17.20	28.90		40	58.55	-72	-26.76	1.2	10			
10/3/2001	1.00	R13	R	RB	RB2	RB2a	17.20	28.80		40	58.43	-72	-26.77		9.3			
10/3/2001	1.00	R14	R	RB	RB2	RB2b	17.20	28.80		40	58.43	-72	-26.77		8			
10/3/2001	1.00	R15	R	RB	RB3	RB3a	17.00	28.70		40	58.30	-72	-26.93	0.5	10			
10/3/2001	1.00	R16	R	RB	RB3	RB3b	17.00	28.70		40	58.30	-72	-26.93	1	10			
10/3/2001	1.00	R17	R	RB	RB4	RB4a	17.00	28.70		40	58.25	-72	-26.82	0.5	9			
10/3/2001	1.00	R18	R	RB	RB4	RB4b	17.00	28.70		40	58.25	-72	-26.82	0.5	9			
10/3/2001	1.00	R19	R	RB	RB5	RB5a	17.10	28.70		40	58.19	-72	-26.92	0.4	9.5			
10/3/2001	1.00	R20	R	RB	RB5	RB5b	17.10	28.70		40	58.19	-72	-26.92	0.5	10			
10/3/2001	1.00	R21	R	RC	RC1	RC1b	17.30	28.70		40	58.55	-72	-26.38	0.5	6.5			
10/3/2001	1.00	R22	R	RC	RC1	RC1c	17.30	28.70		40	58.55	-72	-26.39	0.5	6.5			
10/3/2001	1.00	R23	R	RC	RC2	RC2a	17.30	28.70		40	58.49	-72	-26.49	0.5	10			
10/3/2001	1.00	R24	R	RC	RC2	RC2b	17.30	28.70		40	58.49	-72	-26.49	0.5	10			
10/3/2001	1.00	R25	R	RC	RC3	RC3a	17.30	28.70		40	58.49	-72	-26.59	1	10			
10/3/2001	1.00	R26	R	RC	RC3	RC3b	17.30	28.70		40	58.50	-72	-26.59	1	10			
10/3/2001	1.00	R27	R	RC	RC4	RC4a	17.30	28.70		40	58.42	-72	-26.57	1	10			
10/3/2001	1.00	R28	R	RC	RC4	RC4b	17.30	28.70		40	58.42	-72	-26.58	1	10			
10/3/2001	1.00	R29	R	RC	RC5	RC5b	17.30	28.80		40	58.37	-72	-26.57	0.5	5			
10/3/2001	1.00	R30	R	RC	RC5	RC5c	17.30	28.80		40	58.37	-72	-26.58	0.5	6.5			
10/4/2001	1.00	R31	R	RD	RD1	RD1a	17.40	28.60		40	59.44	-72	-26.83	0	10			
10/4/2001	1.00	R32	R	RD	RD1	RD1b	17.40	28.60		40	59.44	-72	-26.83	0	10			
10/4/2001	1.00	R33	R	RD	RD2	RD2a	17.40	28.70		40	59.28	-72	-26.68	0	9			
10/4/2001	1.00	R34	R	RD	RD2	RD2b	17.40	28.70		40	59.28	-72	-26.68	0	9			
10/4/2001	1.00	R35	R	RD	RD3	RD3a	17.40	28.70		40	59.08	-72	-26.42	0	10			
10/4/2001	1.00	R36	R	RD	RD3	RD3b	17.40	28.70		40	59.08	-72	-26.42	0	10			
10/4/2001	1.00	R37	R	RD	RD4	RD4a	17.40	28.60		40	58.88	-72	-26.52	0.5	10			
10/4/2001	1.00	R38	R	RD	RD4	RD4b	17.40	28.60		40	58.88	-72	-26.52	0.3	10			
10/4/2001	1.00	R39	R	RD	RD5	RD5a	17.50	28.60		40	58.83	-72	-26.21	0.5	10			
10/4/2001	1.00	R40	R	RD	RD5	RD5b	17.50	28.60		40	58.82	-72	-26.21	0.5	9			
10/4/2001	1.00	R41	R	RE	RE1	RE1a	17.50	28.50		40	58.61	-72	-26.02	1	7			
10/4/2001	1.00	R42	R	RE	RE1	RE1b	17.50	28.50		40	58.61	-72	-26.01	1.5	7			
10/4/2001	1.00	R43	R	RE	RE2	RE2a	17.60	28.60		40	58.58	-72	-26.09	1	8			
10/4/2001	1.00	R44	R	RE	RE2	RE2b	17.60	28.60		40	58.58	-72	-26.08	0.3	9.5			
10/4/2001	1.00	R45	R	RE	RE3	RE3b	17.60	28.60		40	58.54	-72	-25.97	0.3	8			
10/4/2001	1.00	R46	R	RE	RE3	RE3c	17.60	28.60		40	58.54	-72	-25.97	1	7			
10/4/2001	1.00	R47	R	RE	RE4	RE4a	17.60	29.10		40	58.45	-72	-26.21		5			
10/4/2001	1.00	R48	R	RE	RE4	RE4e	17.60	29.10		40	58.45	-72	-26.21		5.5			
10/4/2001	1.00	R49	R	RE	RE5	RE5a	17.70	28.80		40	58.36	-72	-26.12	0.5	9			
10/4/2001	1.00	R50	R	RE	RE5	RE5b	17.70	28.80		40	58.36	-72	-26.13	0.5	9			
10/4/2001	1.00	R51	R	RF	RF1	RF1b	17.60	29.00		40	58.00	-72	-26.20	1	9.5			
10/4/2001	1.00	R52	R	RF	RF1	RF1c	17.60	29.00		40	58.00	-72	-26.20	1	9			
10/4/2001	1.00	R53	R	RF	RF2	RF2a	17.60	28.90		40	58.06	-72	-26.45	0.5	9			
10/4/2001	1.00	R54	R	RF	RF2	RF2b	17.60	28.90		40	58.06	-72	-26.45	0.5	9			
10/4/2001	1.00	R55	R	RF	RF3	RF3a	17.60	28.90		40	57.94	-72	-26.40	0.5	9.5			
10/4/2001	1.00	R56	R	RF	RF3	RF3b	17.60	28.90		40	57.94	-72	-26.40	0.5	9.5			
10/4/2001	1.00	R57	R	RF	RF4	RF4a	17.60	28.90		40	57.92	-72	-26.18	0.5	8.9			
10/4/2001	1.00	R58	R	RF	RF4	RF4b	17.60	28.90		40	57.94	-72	-26.17	1.5	9			
10/4/2001	1.00	R59	R	RF	RF5	RF5a	17.50	28.80		40	57.87	-72	-26.35	1.5	10			

Appendix 1 - Field Data.

Date	Cruise	SampleID	Region	Province	Station	Replicate	Temperature (°C)		Salinity	Water Depth (m)	Latitude (Degrees)	Latitude (Minutes)	Longitude (Degrees)	Longitude (Minutes)	RPD	Grab Depth (cm)	Penetrometer (cm)	Sediment (from field notes)
10/4/2001	1.00	R60	R	RF	RF5	RF5b	17.50	28.80		40	57.86	-72	-26.34	1.5	10			
10/8/2002	2.00	S01	S	SA	SA1	SA1b	18.80	29.70	3.00	41	4.52	-72	-16.16	0	9		very sandy	
10/8/2002	2.00	S02	S	SA	SA1	SA1c	18.80	29.70	3.00	41	4.52	-72	-16.16	3	8		all sand	
10/8/2002	2.00	S03	S	SA	SA2	SA2a	18.80	29.80	3.00	41	4.64	-72	-16.31	0.5	6.5		shell and sand	
10/8/2002	2.00	S04	S	SA	SA2	SA2c	18.80	29.80	3.00	41	4.64	-72	-16.31	0	6		sandy gravely	
10/8/2002	2.00	S05	S	SA	SA4	SA4b	18.80	29.80	3.00	41	4.50	-72	-16.03	1	8		Coarse sand and shell	
10/8/2002	2.00	S06	S	SA	SA4	SA4d	18.80	29.80	3.00	41	4.50	-72	-16.03	1.2	9.5		Coarse sand and shell	
10/8/2002	2.00	S07	S	SA	SA3	SA3a	18.80	29.90	3.00	41	4.34	-72	-16.09	1	9		Coarse sand and shell	
10/8/2002	2.00	S08	S	SA	SA3	SA3b	18.80	29.90	3.00	41	4.34	-72	-16.09	0.5	8.8		Coarse sand and shell	
10/8/2002	2.00	S09	S	SA	SA5	SA5a	19.30	30.00	3.00	41	4.33	-72	-15.93	0.5	8		Very coarse sand	
10/8/2002	2.00	S10	S	SA	SA5	SA5b	19.30	30.00	3.00	41	4.33	-72	-15.94	0.5	7		Very coarse sand	
10/8/2002	2.00	S11	S	SC	SC4	SC4a	19.10	29.60	3.00	41	4.25	-72	-16.24	0.25	8		Mud and Shell	
10/8/2002	2.00	S12	S	SC	SC4	SC4c	19.10	29.60	3.00	41	4.25	-72	-16.24	0.25	8		Sand	
10/8/2002	2.00	S13	S	SB	SB1	SB1a	18.50	29.50	3.00	41	4.04	-72	-16.37	0	10		Clean sand	
10/8/2002	2.00	S14	S	SB	SB1	SB1b	18.50	29.50	3.00	41	4.04	-72	-16.38	0	10		Clean sand	
10/8/2002	2.00	S15	S	SC	SC1	SC1a	19.10	29.50	5.00	41	3.98	-72	-16.08	0.2	8		Mud and Shell	
10/8/2002	2.00	S16	S	SC	SC1	SC1b	19.10	29.50	5.00	41	3.98	-72	-16.08	0.2	8		Mud and Shell	
10/8/2002	2.00	S17	S	SE	SE5	SE5a	19.10	29.50	7.00	41	3.92	-72	-15.52	0.25	9		Mud and Shell	
10/8/2002	2.00	S18	S	SE	SE5	SE5b	19.10	29.50	7.00	41	3.92	-72	-15.52	0.25	9		Mud and Shell	
10/8/2002	2.00	S19	S	SB	SB5	SB5a	18.90	29.80	5.50	41	3.89	-72	-16.03	0.7	9.5		Clean sand	
10/8/2002	2.00	S20	S	SB	SB5	SB5b	18.90	29.80	5.50	41	3.89	-72	-16.03	1	8.8		Clean sand	
10/8/2002	2.00	S21	S	SC	SC2	SC2a	18.50	29.70	5.00	41	3.62	-72	-16.00	0.5	6		fine to medium sand	
10/8/2002	2.00	S22	S	SC	SC2	SC2b	18.50	29.70	5.00	41	3.62	-72	-16.00	0.5	7		fine to medium sand	
10/8/2002	2.00	S23	S	SE	SE2	SE2a	18.60	29.90	9.00	41	3.54	-72	-15.65	1	6		fine to medium sand	
10/8/2002	2.00	S24	S	SE	SE2	SE2b	18.60	29.90	9.00	41	3.54	-72	-15.65	0.5	6		fine to medium sand	
10/8/2002	2.00	S25	S	SC	SC3	SC3a	18.80	30.00	7.00	41	3.53	-72	-15.86	0.5	8.8		sandy with crepidula	
10/8/2002	2.00	S26	S	SC	SC3	SC3b	18.80	30.00	7.00	41	3.53	-72	-15.86	0.5	8.5		sandy with crepidula	
10/8/2002	2.00	S27	S	SB	SB3	SB3a	18.30	29.90	4.00	41	3.59	-72	-16.24	0.2	9		stinky sand	
10/8/2002	2.00	S28	S	SB	SB3	SB3b	18.30	29.90	4.00	41	3.59	-72	-16.24	0.4	9		coarse sand	
10/8/2002	2.00	S29	S	SB	SB2	SB2a	18.90	29.90	3.00	41	3.62	-72	-16.38	0.75	9.5		sand	
10/8/2002	2.00	S30	S	SB	SB2	SB2b	18.90	29.90	3.00	41	3.62	-72	-16.38	1	9.5		sand	
10/8/2002	2.00	S31	S	SG	SG1	SG1a	18.00	30.00	5.50	41	4.18	-72	-14.93	1	8		Sand, mud, shell	
10/9/2002	2.00	S32	S	SG	SG1	SG1b	18.00	30.00	5.50	41	4.18	-72	-14.93	0.75	7		Sand, mud, shell	
10/9/2002	2.00	S33	S	SG	SG2	SG2a	18.30	30.10	6.50	41	4.03	-72	-14.62	0.25	10		coarse sand	
10/9/2002	2.00	S34	S	SG	SG2	SG2b	18.30	30.10	6.50	41	4.03	-72	-14.62	0.25	6		coarse sand	
10/9/2002	2.00	S35	S	SG	SG3	SG3a	18.40	30.10	5.50	41	3.79	-72	-14.77	0.25	7		Sand, mud, shell	
10/9/2002	2.00	S36	S	SG	SG3	SG3b	18.40	30.10	5.50	41	3.79	-72	-14.77	1	8		Sand, mud, shell	
10/9/2002	2.00	S37	S	SG	SG4	SG4a	18.50	30.10	6.25	41	3.67	-72	-14.39	0.75	9		Sand, mud, shell	
10/9/2002	2.00	S38	S	SG	SG4	SG4b	18.50	30.10	6.25	41	3.67	-72	-14.39	1	8		Sand, mud, shell	
10/9/2002	2.00	S39	S	SG	SG5	SG5a	18.30	30.10	6.00	41	3.19	-72	-14.31	1	6		Sand, some shell	
10/9/2002	2.00	S40	S	SG	SG5	SG5c	18.30	30.10	6.00	41	3.19	-72	-14.31	0.5	7		Sand, some shell	
10/9/2002	2.00	S41	S	SF	SF1	SF1b	18.40	30.00	6.00	41	3.00	-72	-15.16	1	9		Sand	
10/9/2002	2.00	S42	S	SF	SF1	SF1c	18.40	30.00	6.00	41	3.00	-72	-15.16	1	9		Sand	
10/9/2002	2.00	S43	S	SF	SF2	SF2a	18.40	30.00	6.50	41	2.93	-72	-15.27	2	9.5		Sand	
10/9/2002	2.00	S44	S	SF	SF2	SF2b	18.40	30.00	6.50	41	2.93	-72	-15.27	3.5	9.5		Sand	
10/9/2002	2.00	S45	S	SE	SE4	SE4c	18.30	30.00	8.00	41	3.01	-72	-15.38	1	6		Shell and sand	
10/9/2002	2.00	S46	S	SE	SE4	SE4e	18.30	30.00	8.00	41	3.01	-72	-15.38	1	6		Coarse sand	
10/9/2002	2.00	S47	S	SF	SF3	SF3a	18.40	29.90	6.00	41	2.87	-72	-15.40	1	9		medium fine sand	
10/9/2002	2.00	S48	S	SF	SF3	SF3b	18.40	29.90	6.00	41	2.87	-72	-15.40	1	10		medium fine sand	
10/9/2002	2.00	S49	S	SF	SF4	SF4a	18.40	29.90	6.00	41	2.80	-72	-15.53		10		Sand	
10/9/2002	2.00	S50	S	SF	SF4	SF4b	18.40	29.90	6.00	41	2.80	-72	-15.53		10		Sand	
10/9/2002	2.00	S51	S	SF	SF5	SF5a	18.40	29.90	7.00	41	2.66	-72	-15.70	8.5	10		medium fine sand	
10/9/2002	2.00	S52	S	SF	SF5	SF5b	18.40	29.90	7.00	41	2.66	-72	-15.70	8.5	10		Sand	

Appendix 1 - Field Data.

Date	Cruise	SampleID	Region	Province	Station	Replicate	Temperature (°C)	Salinity	Water Depth (m)	Latitude (Degrees)	Latitude (Minutes)	Longitude (Degrees)	Longitude (Minutes)	RPD	Grab Depth (cm)	Penetrometer (cm)	Sediment (from field notes)
10/9/2002	2.00	S53	S	SE	SE3	SE3b	18.70	29.70	10.50	41	2.80	-72	-15.77	2	6		Shelly sand
10/9/2002	2.00	S54	S	SE	SE3	SE3d	18.70	29.70	10.50	41	2.81	-72	-15.77	8.5	9		Sand and cobbles
10/9/2002	2.00	S55	S	SD	SD5	SD5a	18.70	29.80	5.00	41	2.93	-72	-15.81		6		Shelly coarse sand
10/9/2002	2.00	S56	S	SD	SD5	SD5b	18.70	29.80	5.00	41	2.93	-72	-15.81		7		Shelly coarse sand
10/9/2002	2.00	S57	S	SD	SD3	SD3a	18.70	29.90	4.25	41	3.02	-72	-15.94		7		Shell
10/9/2002	2.00	S58	S	SD	SD3	SD3b	18.70	29.90	4.25	41	3.02	-72	-15.94		6		Shell
10/9/2002	2.00	S59	S	SD	SD2	SD2a	18.70	30.00	5.00	41	3.10	-72	-15.87	5	6		Shell
10/9/2002	2.00	S60	S	SD	SD2	SD2b	18.70	30.00	5.00	41	3.10	-72	-15.87	5	6		Shell
10/9/2002	2.00	S61	S	SD	SD4	SD4b	18.60	30.00	4.00	41	2.95	-72	-16.01	3	5		Shell, sand, mud
10/9/2002	2.00	S62	S	SD	SD4	SD4e	18.60	30.00	4.00	41	2.95	-72	-16.01	1	5		Shell, sand, mud
10/9/2002	2.00	S63	S	SD	SD6	SD6a	18.60	30.00	5.00	41	3.03	-72	-15.80	0.25	7		Shelly coarse sand
10/9/2002	2.00	S64	S	SD	SD6	SD6b	18.60	30.00	5.00	41	3.03	-72	-15.80	0.25	7		Shelly coarse sand
10/9/2002	2.00	S65	S	SB	SB4	SB4a	18.60	30.00	4.50	41	3.22	-72	-16.03	6	10		Sand
10/9/2002	2.00	S66	S	SB	SB4	SB4b	18.60	30.00	4.50	41	3.22	-72	-16.02	5	10		Sand
10/9/2002	2.00	S67	S	SC	SC5	SC5a	18.70	30.00	10.00	41	3.19	-72	-15.50	4	8		Coarse sand
10/9/2002	2.00	S68	S	SC	SC5	SC5b	18.70	30.00	10.00	41	3.19	-72	-15.50	5	10		Coarse sand
10/9/2002	2.00	S69	S	SE	SE1	SE1a	18.70	30.00	10.00	41	3.31	-72	-15.59	1	10		Muddy sand
10/9/2002	2.00	S70	S	SE	SE1	SE1b	18.70	30.00	10.00	41	3.31	-72	-15.59	1	9		Fine sand

Appendix 2 - Grain-size data

SampleID	%Gravel	%Sand	%Mud	%Silt	%Clay	Mean Phi	Sorting	%LOI	%Shell
PEC01	10.1	50.7	39.2	24.6	14.6	3.5	4.9	4.4	0.0
PEC02	46.7	35.1	18.1	4.5	13.6	0.6	4.8	3.7	
PEC03	10.3	80.5	9.2	3.9	5.2	1.9	3.1	0.8	
PEC04	14.6	77.3	8.1	4.4	3.6	1.2	2.6	1.0	
PEC05	0.4	94.8	4.7			1.4	1.3	0.3	
PEC06	0.2	41.4	58.4	21.6	36.8	5.9	6.8	5.3	
PEC07	10.1	75.5	14.4	4.6	9.8	2.3	3.7	1.7	
PEC08	1.1	96.5	2.4	1.8	0.5	1.1	1.2	0.4	
PEC09	47.6	5.3	47.0	17.6	29.4	2.5	6.6	6.8	
PEC10	0.2	28.2	71.6	41.6	30.0	6.5	6.7	4.2	
PEC11	6.7	4.5	88.8	57.8	31.0	6.6	7.1	4.8	
PEC12	13.3	68.7	18.0	10.9	7.1	2.0	3.6	1.4	
PEC13	2.3	96.2	1.5			0.7	0.8	0.3	
PEC14	22.8	44.5	32.7	16.2	16.6	2.4	5.1	0.3	
PEC15	7.5	91.2	1.3			0.4	1.0	0.2	
PEC16	12.7	85.9	1.3			0.2	1.4	0.6	
PEC17	0.9	94.6	4.5			1.1	1.2	0.3	
PEC18	0.5	97.6	1.8	1.0	0.8	0.8	1.1	0.2	
PEC19	2.5	95.2	2.3	2.3	0.0	1.2	1.3	0.3	
PEC20	25.2	57.2	17.5	9.2	8.3	1.5	4.1	1.6	
PEC21	22.8	71.5	5.7	3.1	2.6	0.4	2.5	0.4	
PEC22	31.7	60.9	7.4	7.4	0.0	0.2	2.5	0.8	
PEC23	0.7	97.6	1.7			1.4	1.2	0.3	
PEC24	23.9	69.1	7.0	5.1	1.8	0.3	2.7	0.9	
PEC25	26.6	71.6	1.7			-0.2	2.0	0.3	
PEC26	14.6	84.3	1.1			0.4	1.2	0.2	
PEC27	14.9	84.0	1.1			0.5	1.8	0.3	
PEC28	26.6	71.3	2.1	2.1	0.0	-0.2	2.2	0.6	
PEC29	0.1	90.3	9.6	5.3	4.3	2.7	2.9	0.9	
PEC30	0.7	90.5	8.8	4.7	4.1	2.2	2.6	1.3	
PEC31	4.3	88.7	7.0	2.4	4.6	1.6	2.5	1.3	
PEC32	11.3	85.4	3.3	1.5	1.9	1.6	2.3	0.9	
PEC33	37.1	58.8	4.2	3.2	1.0	-0.2	2.9	1.2	
PEC34	3.5	90.3	6.3	3.5	2.7	1.6	2.2	1.1	
PEC35	0.3	95.0	4.7	2.2	2.5	2.4	2.3	0.7	
PEC36	17.0	80.8	2.1	0.8	1.3	1.1	2.2	0.7	
PEC37	5.4	93.7	0.9			0.8	0.8	0.3	
PEC38	0.2	93.4	6.4	6.4	0.0	2.2	2.0	3.1	
PEC39	0.1	95.6	4.2	2.2	2.1	2.2	2.2	0.7	
PEC40	0.9	94.5	4.6	2.3	2.3	2.6	2.6	0.8	
PEC41	0.1	25.0	74.8	37.0	37.8	6.5	6.8	1.0	
PEC42	0.3	69.6	30.1	17.8	12.3	3.0	4.1	2.3	
PEC43	4.2	88.2	7.5	4.8	2.7	1.4	2.2	0.6	
PEC44	5.1	54.0	40.9	20.2	20.8	3.9	5.3	3.3	
PEC45	0.0	55.6	44.4	27.5	16.9	5.0	5.4	3.1	
PEC46	2.4	94.8	2.8	1.4	1.4	1.2	1.6	0.6	
PEC47	2.5	96.1	1.4			0.8	0.7	0.4	
R01	0.2	92.7	7.1	2.8	4.3	1.2	3.1	0.8	2.9
R02	0.0	92.3	7.7	3.5	4.2	1.1	3.7	0.7	1.3
R03	0.4	94.8	4.8	2.5	2.3	0.9	2.6	0.6	0.8

Appendix 2 - Grain-size data

SampleID	%Gravel	%Sand	%Mud	%Silt	%Clay	Mean Phi	Sorting	%LOI	%Shell
R04	0.3	91.1	8.6	4.3	4.3	1.1	3.5	1.5	0.6
R05	0.8	95.2	4.0	1.8	2.2	1.3	2.5	0.4	1.3
R06	0.7	96.8	2.5	1.2	1.3	1.4	2.2	0.5	0.4
R07	0.1	97.9	2.0	0.9	1.1	1.0	2.0	0.3	0.1
R08	0.1	98.6	1.3	0.6	0.7	1.0	2.0	0.3	0.2
R09	0.1	91.2	8.7	3.4	5.3	1.3	3.4	0.9	0.9
R10	0.4	94.2	5.4	2.9	2.5	1.3	2.8	0.7	0.7
R11	0.0	15.5	84.5	44.1	40.4	3.8	6.0	3.4	0.1
R12	0.0	43.4	56.6	26.4	30.2	2.3	8.6	3.4	0.0
R13	0.4	49.9	49.7	22.5	27.2	2.2	7.9	3.1	0.1
R14	2.0	55.1	42.9	16.8	26.1	1.9	9.9	3.0	0.1
R15	0.2	49.5	50.3	24.1	26.2	2.3	9.8	3.4	0.0
R16	0.2	41.1	58.7	25.7	33.0	2.4	9.2	3.5	0.1
R17	0.1	38.7	61.2	28.4	32.8	2.7	8.3	4.2	0.2
R18	0.0	44.0	56.0	26.5	29.5	3.0	7.9	3.8	0.3
R19	0.4	13.9	85.7	43.4	42.3	4.0	5.8	33.2	0.1
R20	0.1	38.7	61.2	28.9	32.3	2.9	8.5	4.0	0.4
R21	0.2	54.3	45.5	21.2	24.3	1.9	8.8	3.3	3.8
R22	0.0	60.9	39.1	18.3	20.8	2.1	6.8	3.4	16.5
R23	0.1	69.0	30.9	13.6	17.3	1.8	6.8	2.7	4.9
R24	8.5	57.9	33.6	17.7	15.9	1.1	8.7	2.8	3.3
R25	0.7	48.5	50.8	24.5	26.3	2.1	8.9	3.7	0.7
R26	0.1	46.5	53.4	26.0	27.4	2.1	9.6	3.2	0.7
R27	0.2	29.9	69.9	33.1	36.8	3.3	8.0	3.7	0.7
R28	0.1	40.2	59.7	29.7	30.0	2.9	7.8	3.7	1.0
R29	0.1	46.5	53.4	26.4	27.0	2.5	8.8	2.9	2.0
R30	0.1	42.0	57.9	26.2	31.7	2.7	8.0	2.8	1.6
R31	0.0	11.6	88.4	45.1	43.3	4.0	6.1	4.6	0.0
R32	0.0	13.0	87.0	44.0	43.0	4.4	5.7	4.4	0.1
R33	0.5	11.7	87.8	43.6	44.2	4.0	5.7	5.0	0.0
R34	2.7	11.4	85.9	45.0	40.9	3.0	7.3	4.8	0.0
R35	0.0	20.9	79.1	42.4	36.7	4.1	6.5	4.2	0.0
R36	0.2	45.6	54.2	26.6	27.6	2.4	9.4	4.4	0.0
R37	1.2	17.0	81.8	41.6	40.2	3.2	7.1	5.4	0.0
R38	6.0	19.1	74.9	32.9	42.0	2.1	10.5	5.1	0.0
R39	0.0	39.1	60.9	31.0	29.9	3.3	7.6	3.8	0.0
R40	0.2	44.8	55.0	28.0	27.0	2.9	7.5	3.6	0.2
R41	0.1	61.2	38.7	18.4	20.3	2.2	7.4	2.9	1.8
R42	0.2	42.5	57.3	25.3	32.0	3.2	7.1	3.9	1.0
R43	0.2	61.0	38.8	17.4	21.4	2.2	7.6	3.1	0.5
R44	0.0	51.3	48.7	19.9	28.8	2.5	8.6	3.7	0.5
R45	0.1	50.9	49.0	21.7	27.3	2.7	7.9	4.4	9.4
R46	0.2	57.3	42.5	20.7	21.8	2.5	7.3	4.3	5.4
R47	0.4	79.3	20.3	8.3	12.0	1.9	4.9	2.4	9.0
R48	0.2	78.6	21.2	9.3	11.9	1.9	5.4	2.6	11.0
R49	0.2	65.7	34.1	14.4	19.7	1.9	6.5	3.4	4.9
R50	0.1	70.1	29.8	12.4	17.4	2.2	5.7	4.8	9.0
R51	0.1	59.7	40.2	17.0	23.2	2.3	7.1	2.6	0.0
R52	0.1	59.9	40.0	16.9	23.1	2.1	8.4	3.0	0.0
R53	0.5	68.6	30.9	13.6	17.3	2.0	6.7	2.6	0.1

Appendix 2 - Grain-size data

SampleID	%Gravel	%Sand	%Mud	%Silt	%Clay	Mean Phi	Sorting	%LOI	%Shell
R54	0.3	76.9	22.8	10.9	11.9	1.6	6.0	1.9	0.4
R55	0.1	22.8	77.1	35.9	41.2	3.9	6.9	6.0	0.0
R56	0.4	26.6	73.0	33.5	39.5	3.2	7.8	5.9	0.0
R57	0.0	48.8	51.2	23.4	27.8	2.5	8.5	3.0	0.2
R58	0.1	64.3	35.6	14.7	20.9	2.2	6.4	2.8	0.3
R59	0.2	70.7	29.1	7.8	21.3	2.3	8.9	2.6	0.5
R60	0.2	70.7	29.1	7.8	21.3	2.3	8.9	2.7	0.5
S01	13.9	83.2	2.9			0.6	1.9	0.6	
S02	13.9	83.2	2.9			0.6	1.9	0.5	
S03	22.5	74.8	2.7			0.1	2.1	0.7	
S04	22.5	74.8	2.7			0.1	2.1	0.5	
S05	15.5	82.3	2.2			0.4	1.7	0.7	
S06	15.5	82.3	2.2			0.4	1.7	3.5	
S07	21.8	77.2	1.0			0.1	1.7	0.5	
S08	5.0	92.2	2.8			0.8	1.5	0.5	
S09	18.5	80.1	1.4			0.3	1.6	0.5	
S10	9.1	88.7	2.1			0.6	1.5	0.4	
S11	42.4	43.3	14.3			0.7	3.5	2.6	
S12	15.0	81.6	3.5			0.6	1.9	0.6	
S13	1.9	97.2	0.9			0.9	1.0	0.3	
S14	1.2	97.9	0.9			0.8	1.0	0.3	
S15	63.8	13.1	23.1			-0.1	5.2	5.7	
S16	11.9	4.3	83.8			7.0	7.7	3.7	
S17	39.7	12.3	48.1			3.1	6.3	5.2	
S18	22.7	7.0	70.2	23.3	46.9	6.0	8.2	5.3	
S19	2.9	94.7	2.3			1.1	1.5	0.4	
S20	1.4	96.3	2.4			1.1	1.4	6.3	
S21	3.7	88.2	8.0			1.4	2.5	0.7	
S22	3.9	89.1	7.0	3.0	4.1	1.3	2.4	0.9	
S23	1.3	90.4	8.2	4.4	3.8	2.4	2.8	1.1	
S24	2.1	88.2	9.7			2.7	3.1	1.0	
S25	8.6	74.7	16.8			2.0	3.7	1.5	
S26	21.4	63.3	15.2			1.4	3.6	1.5	
S27	1.3	96.7	2.0			1.1	1.4	0.4	
S28	2.7	95.1	2.2			1.0	1.4	0.4	
S29	1.6	97.0	1.4			1.3	1.4	0.4	
S30	0.3	98.6	1.1			1.3	1.3	0.4	
S31	22.3	65.1	12.6			0.9	3.3	1.2	
S32	18.5	68.9	12.6			1.1	3.2	1.0	
S33	11.2	81.0	7.8			1.1	2.6	0.9	
S34	4.5	88.8	6.7			1.2	2.3	0.8	
S35	6.3	74.6	19.1			2.0	3.7	1.7	
S36	11.7	73.7	14.7			1.5	3.3	1.3	
S37	20.7	46.0	33.3			2.8	5.1	2.6	
S38	12.4	72.4	15.1			1.9	3.5	2.1	
S39	3.2	89.2	7.6			2.0	2.6	0.8	
S40	12.4	72.4	15.1	15.1	0.0	1.2	2.1	0.9	
S41	4.6	93.5	1.8			1.2	1.6	0.4	
S42	4.1	93.2	2.7			1.3	1.7	0.5	
S43	1.3	96.3	2.4			1.7	1.7	0.5	

Appendix 2 - Grain-size data

SampleID	%Gravel	%Sand	%Mud	%Silt	%Clay	Mean Phi	Sorting	%LOI	%Shell
S44	0.7	97.4	1.8			1.7	1.6	0.5	
S45	2.2	89.9	7.9			2.1	2.6	0.9	
S46	6.4	90.5	3.1			1.4	1.9	0.7	
S47	0.2	97.9	1.9			1.9	1.7	0.4	
S48	1.6	96.1	2.3			1.9	1.9	0.5	
S49	0.2	98.4	1.4			1.5	1.4	0.4	
S50	0.0	99.0	1.0			1.5	1.2	0.3	
S51	1.2	96.9	1.9			1.6	1.5	0.3	
S52	0.4	98.7	0.9			1.6	1.3	0.4	
S53	18.0	79.8	2.2			0.5	1.9	0.6	
S54	33.2	66.5	0.3			-0.4	2.3	0.4	
S55	42.7	52.5	4.9			-0.3	3.2	1.4	
S56	26.5	71.6	2.0			-0.1	2.4	1.0	
S57	20.6	74.8	4.6			0.5	2.3	1.2	
S58	51.9	45.7	2.5			-1.0	3.0	1.3	
S59	25.5	68.9	5.6			0.5	2.7	1.2	
S60	55.2	43.0	1.9			-1.2	3.0	1.0	
S61	50.7	44.2	5.0			-0.8	3.1	4.8	
S62	31.7	49.6	18.7			1.3	4.0	2.3	
S63	14.6	65.7	19.7			2.3	4.0	2.3	
S64	53.9	34.8	11.4			-0.3	3.8	2.1	
S65	0.8	98.9	0.2			1.0	0.8	0.5	
S66	3.1	96.0	1.0			0.9	1.1	0.4	
S67	4.3	93.2	2.6	0.8	1.8	1.2	1.7	0.6	
S68	4.7	94.6	0.6			1.0	1.2	0.5	
S69	0.6	90.3	9.1			2.5	2.9	1.0	
S70	1.8	88.9	9.3	3.7	5.7	2.6	3.1	1.2	

Complete Grain-Size Distribution -- Percent by weight in 1/2 phi intervals

Listed phi value is the lower (i.e., finer) value of interval (e.g., 2.5 to 3 interval listed as 3 ---- like sieving)

* = Sample was < 2% silt-clay and/or too small to run on Sedigraph

First value for sample is always cumulative percent less than the indicated phi value (e.g., -1.5 would be <-1.5). Last value in sample is always percent greater than the previous phi value (e.g., 4.5 would be >4)

phi	<-3.5	-3	-2.5	-2	-1.5	-1	0	0.5	1	1.5	2	2.5	3	3.5	4	4.5	5	5.5	6	6.5	7	7.5	8	8.5	9	9.5	10	10.5	11	>			
PEC01	2.29	4.32	0.75	1.49	0.94	0.29	0.96	2.36	2.82	8.60	14.23	9.91	5.24	2.89	2.20	1.48	0.83	1.05	1.71	3.42	4.47	4.22	4.38	4.57	3.31	2.75	1.91	1.45	1.22	0.69	3.26		
PEC02	36.92	2.59	2.24	1.30	1.67	2.03	1.19	1.75	1.90	6.53	10.21	7.93	3.07	1.37	0.99	0.15	0.06	0.19	0.34	0.51	0.49	0.78	0.99	1.14	1.40	1.67	1.44	1.45	1.26	1.36	5.07		
PEC03	8.18	1.72	0.00	0.03	0.14	0.22	0.41	0.57	1.05	8.01	20.50	20.90	12.24	8.84	5.03	2.97	1.12	0.42	0.44	0.42	0.41	0.33	0.41	0.40	0.59	0.54	0.59	0.50	0.46	0.45	2.10		
PEC04	5.48	1.94	2.97	1.23	1.49	1.52	2.73	3.08	3.78	14.68	26.46	15.04	5.45	3.03	2.48	0.56	0.74	0.59	0.52	0.51	0.54	0.40	0.57	0.55	0.66	0.53	0.62	0.42	0.57	0.43	0.41		
PEC05	0.00	0.00	0.00	0.02	0.15	0.25	1.29	3.17	6.91	17.12	33.95	22.00	3.35	2.52	1.65	2.87	4.75	*															
PEC06	0.00	0.00	0.00	0.00	0.07	0.14	0.60	2.50	3.80	6.95	10.45	6.65	3.64	3.18	2.09	1.52	0.39	1.51	2.51	2.97	3.00	3.59	3.71	3.86	3.83	3.36	3.94	3.40	2.83	3.16	16.31		
PEC07	3.58	2.29	1.74	0.85	0.69	0.97	1.15	1.86	2.98	12.38	18.36	12.06	6.71	12.97	4.58	2.43	0.86	0.12	0.30	0.34	0.49	0.67	0.76	1.04	1.28	1.16	1.18	1.00	0.88	0.86	3.47		
PEC08	0.00	0.00	0.14	0.25	0.24	0.43	1.89	7.21	14.77	25.73	26.04	14.32	4.57	1.52	0.35	0.16	0.32	0.07	0.13	0.11	0.19	0.34	0.35	0.35	0.20	0.00	0.00	0.00	0.00	0.00	0.00		
PEC09	46.63	0.28	0.38	0.10	0.15	0.10	0.20	0.41	0.17	0.57	0.90	0.96	0.66	0.54	0.54	0.39	0.16	0.83	2.14	2.84	2.54	2.76	3.04	3.32	3.54	3.61	3.39	2.98	2.66	2.95	10.25		
PEC10	0.00	0.00	0.00	0.00	0.07	0.14	0.18	0.17	0.18	0.36	0.83	1.11	2.38	7.28	10.93	4.80	2.18	6.01	7.17	6.66	5.59	4.54	5.05	4.38	3.87	3.47	3.38	3.36	2.30	3.13	10.48		
PEC11	6.72	0.00	0.00	0.00	0.00	0.00	0.16	0.04	0.09	0.27	0.47	0.43	0.50	3.29	0.85	1.29	1.92	6.61	10.30	10.19	9.59	7.80	6.21	5.14	3.95	3.76	2.96	3.10	2.79	2.89	11.58		
PEC12	6.50	0.79	1.54	1.39	1.47	1.61	1.56	2.98	3.39	10.57	16.78	14.91	10.64	5.60	1.22	1.10	2.08	1.48	1.57	1.53	1.22	1.08	1.03	0.88	0.86	1.00	0.82	0.81	0.64	0.86	2.11		
PEC13	0.00	0.00	0.00	0.10	0.80	1.41	7.22	14.82	12.98	27.55	23.42	6.59	1.92	1.28	0.21	1.48	*																
PEC14	21.52	0.00	0.00	0.11	0.46	0.71	0.87	2.91	4.03	8.52	13.30	9.60	2.45	1.20	1.27	0.34	0.49	1.54	2.44	2.62	2.15	2.53	2.30	2.10	2.10	1.86	1.78	1.57	1.50	1.71	6.02		
PEC15	0.00	0.69	1.60	1.65	1.59	1.96	5.27	15.64	23.99	26.20	11.22	4.52	1.69	2.01	0.60	0.06	1.29	*															
PEC16	4.56	1.60	0.38	1.73	2.24	2.21	8.11	17.30	16.15	23.29	13.20	4.14	1.97	0.39	1.13	0.27	1.34	*															
PEC17	0.00	0.00	0.00	0.10	0.33	0.48	2.32	11.29	17.29	21.48	16.71	13.74	6.22	1.87	1.92	1.77	4.47	*															
PEC18	0.00	0.00	0.00	0.00	0.18	0.36	3.48	12.36	24.98	33.63	14.12	5.51	2.19	0.72	0.52	0.11	0.10	0.12	0.14	0.16	0.17	0.15	0.11	0.11	0.12	0.11	0.08	0.11	0.15	0.14	0.09		
PEC19	0.00	0.41	0.74	0.37	0.39	0.61	2.24	6.46	11.69	21.05	18.30	19.66	11.25	3.33	1.17	0.02	0.19	0.35	0.35	0.35	0.35	0.35	0.00	0.00	0.00	0.00	0.00	0.00	0.00	0.00	0.00		
PEC20	23.16	0.35	0.52	0.22	0.42	0.54	1.38	1.92	2.58	8.20	12.35	7.41	7.12	9.59	4.98	1.70	1.01	1.42	1.22	1.24	1.18	1.13	0.97	1.04	1.15	0.94	0.92	0.90	0.74	0.89	2.80		
PEC21	10.78	0.00	0.50	2.93	4.30	4.30	5.85	8.02	11.62	22.74	14.45	5.02	1.87	1.13	0.55	0.23	0.20	0.25	0.33	0.36	0.47	0.51	0.51	0.47	0.39	0.33	0.27	0.29	0.33	0.30	0.70		
PEC22	7.80	9.08	5.52	3.26	3.10	2.91	4.85	6.89	5.62	9.98	11.96	9.22	4.82	3.10	2.74	1.70	1.88	0.91	1.90	2.25	0.49	0.00	0.00	0.00	0.00	0.00	0.00	0.00	0.00	0.00	0.00	0.00	
PEC23	0.00	0.00	0.00	0.00	0.23	0.45	1.76	5.96	6.89	16.61	22.07	25.97	12.27	2.69	2.51	0.88	1.69	*															
PEC24	20.89	1.39	0.36	0.31	0.43	0.53	2.05	5.98	8.48	17.88	17.73	10.38	4.29	1.11	0.17	1.06	2.98	0.23	0.31	0.30	0.25	0.37	0.33	0.38	0.30	0.22	0.31	0.22	0.21	0.28	0.28		
PEC25	15.10	3.42	1.64	1.06	2.40	3.01	4.17	7.97	9.16	20.83	22.08	6.04	0.90	0.04	0.04	0.41	1.71	*															
PEC26	0.00	0.69	1.63	2.71	4.27	5.28	7.79	11.23	10.14	18.54	24.91	9.50	1.46	0.27	0.08	0.36	1.14	*															
PEC27	14.08	0.00	0.05	0.12	0.26	0.43	0.85	2.28	4.11	19.14	41.63	10.99	3.71	0.99	0.15	0.15	1.07	*															
PEC28	20.05	0.35	0.36	0.61	2.02	3.25	6.82	11.80	12.24	14.15	11.72	8.62	3.20	1.21	1.02	0.53	0.21	0.10	0.19	0.50	0.54	0.53	0.00	0.00	0.00	0.00	0.00	0.00	0.00	0.00	0.00		
PEC29	0.00	0.00	0.00	0.01	0.05	0.09	0.43	1.02	0.26	2.97	7.98	19.36	28.46	21.61	6.12	2.06	1.09	0.71	0.71	0.66	0.58	0.49	0.47	0.56	0.45	0.51	0.58	0.46	0.50	0.48	1.34		
PEC30	0.00	0.00	0.00	0.00	0.25	0.50	0.42	2.12	3.34	9.46	14.44	31.50	23.73	3.53	1.35	0.58	0.65	0.65	0.64	0.65	0.52	0.47	0.55	0.56	0.56	0.58	0.61	0.44	0.50	0.35	1.04		
PEC31	0.00	0.06	0.21	0.61	1.40	1.99	3.18	6.36	5.62	13.98	22.58	24.88	9.80	1.55	0.26	0.47	0.16	0.17	0.20	0.33	0.34	0.38	0.46	0.40	0.58	0.62	0.56	0.55	0.49	0.50	1.30		
PEC32	5.84	0.08	0.88	1.91	1.33	1.26	1.17	2.31	1.04	3.58	5.76	21.84	39.25	7.47	1.87	1.07	0.62	0.05	0.11	0.10	0.18	0.09	0.20	0.11	0.22	0.21	0.21	0.26	0.37	0.32	0.27		
PEC33	32.81	0.00	0.32	0.89	1.27	1.78	4.27	4.13	0.62	3.01	10.02	27.34	8.63	1.35	0.72	0.44	1.83	0.13	0.15	0.21	0.22	0.21	0.19	0.21	0.86	0.17	0.00	0.00	0.00	0.00	0.00		
PEC34	3.07	0.00	0.01	0.11	0.16	0.13	2.00	2.21	7.34	16.32	21.64	17.17	11.30	2.44	2.28	0.35	0.82	0.39	0.39	0.39	0.39	0.39	0.39	0.39	0.39	0.39	0.39	0.39	0.39	0.39	0.39		
PEC35	0.00	0.00	0.03	0.05	0.07	0.15	0.26	0.73	0.74	3.82	10.36	21.49	30.56	21.61	5.25	0.21	0.41	0.13	0.20	0.27	0.23	0.27	0.31	0.39	0.42	0.39	0.41	0.36	0.34	0.29	0.26		
PEC36	6.17	1.29	2.43	2.07	2.37	2.70	2.18	1.83	1.06	2.22	7.73	39.02	20.84	5.16	0.74	0.06	0.09	0.07	0.11	0.10	0.08	0.14	0.12	0.10	0.14	0.16	0.17	0.14	0.14	0.16	0.42		
PEC37	0.00	0.37	0.71	0.81	1.50	2.03	3.48	5.17	6.75	31.16	39.43	6.54	1.16	0.00	0.00	0.00	0.88	*															
PEC38	0.00	0.00	0.00	0.01	0.07	0.14	0.15	0.40	0.95	4.10	12.44	26.18	27.18	15.31	5.15	1.50	1.79	0.92	0.92	0.92	0.92	0.92	0.00	0.00	0.00	0.00	0.00	0.00	0.00	0.00	0.00		
PEC39	0.00	0.00	0.00	0.00	0.04	0.08	0.20	0.74	1.77	6.34	14.11	27.21	25.60	14.77	4.79	0.11	0.94	0.11	0.17	0.13	0.19	0.21	0.16	0.26	0.23	0.17	0.27	0.32	0.42	0.31	0.35		
PEC40	0.25	0.45	0.03	0.04	0.03	0.06	0.11	0.31	1.13	3.73	6.30	5.81	26.78	29.33	17.96	3.05	0.41	0.29	0.29	0.27	0.26	0.27	0.25	0.27	0.16	0.25	0.58	0.44	0.44	0.28	0.15		
PEC41	0.00	0.00	0.01	0.03	0.04	0.06	0.19	0.84	1.08	2.22	3.18	3.62	4.55	5.75	2.44	1.16	2.40	4.86	5.49	4.84	4.16	4.70	5.36	5.18	5.16	5.74	5.39	4.66	4.16	4.25	8.49		
PEC42	0.00	0.00	0.00	0.00	0.10	0.19	0.07	2.01	12.03	23.53	19.92	7.88	2.02	1.29	0.78	0.07	1.13	3.66	3.13	2.50	2.07	1.70	1.86	1.72	1.54	1.58	1.65	1.52	1.34	1.24	3.48		
PEC43</																																	

Appendix 3 - Grain Size in Half Phi Intervals

phi	<																						>								
	-3.5	-3	-2.5	-2	-1.5	-1	-0.5	0	0.5	1	1.5	2	2.5	3	3.5	4	4.5	5	5.5	6	6.5	7		7.5	8	8.5	9	9.5	10	10.5	11
R15					0.20	0.00	0.00	1.30	2.40	5.90	10.70	13.30	4.60	3.40	3.80	4.10	0.90	2.06	3.64	3.68	3.31	3.31	3.58	3.62	3.21	3.69	2.71	2.89	3.30	3.50	6.90
R16					0.00	0.20	0.50	0.40	2.10	3.90	9.10	12.40	3.90	1.90	3.80	3.00	0.50	2.12	4.24	3.78	3.38	3.38	4.14	4.26	3.29	3.71	2.91	2.80	1.70	15.80	
R17					0.00	0.10	0.10	0.80	1.10	4.00	7.70	9.00	3.40	2.90	4.90	4.80	0.97	2.57	4.88	4.24	3.67	3.67	4.23	4.17	3.32	3.68	2.84	2.66	2.80	1.40	16.10
R18					0.00	0.00	0.00	0.00	0.80	2.60	5.30	1.80	13.20	4.50	8.70	7.10	1.13	2.37	3.86	4.16	3.64	3.64	3.79	3.91	3.04	3.66	2.34	2.56	2.80	3.30	11.80
R19					0.40	0.00	0.10	0.20	0.60	0.70	1.30	1.50	1.40	1.20	2.90	4.00	1.70	2.82	6.10	6.62	6.03	6.03	7.03	7.07	5.54	6.26	4.64	4.29	4.70	4.30	12.60
R20					0.10	0.00	0.00	1.70	1.70	2.60	5.70	5.10	4.20	3.40	6.10	8.20	0.57	2.31	4.36	4.40	4.13	4.13	4.28	4.73	4.75	4.15	5.10	3.90	2.60	2.90	8.90
R21					0.00	0.20	0.10	2.00	5.60	7.80	11.80	8.80	7.10	6.10	4.60	0.20	0.33	1.43	3.30	3.46	3.04	3.04	3.57	3.23	2.64	2.86	2.31	1.99	2.00	1.10	11.40
R22					0.00	0.00	0.10	1.80	3.50	7.70	8.60	7.00	5.90	10.00	10.70	5.60	0.83	1.87	3.04	2.78	2.34	2.34	2.52	2.58	1.82	1.98	1.61	1.49	1.60	1.00	11.30
R23					0.00	0.10	0.00	1.20	4.60	13.60	13.30	10.50	9.00	6.60	7.10	3.10	0.57	1.01	2.22	2.02	1.84	1.84	1.88	2.23	1.61	1.89	1.29	1.41	1.40	1.00	8.70
R24					7.40	1.10	0.00	0.40	3.10	2.70	7.70	9.70	9.90	11.10	10.90	2.40	1.33	1.73	2.90	2.64	2.20	2.20	2.23	2.48	1.82	2.18	1.42	1.48	1.80	2.30	4.90
R25					0.20	0.50	0.40	0.30	3.10	7.60	10.70	6.40	8.50	4.10	5.70	1.70	1.10	2.30	4.34	3.84	3.16	3.16	3.27	3.33	2.50	2.90	1.99	1.71	2.40	2.60	12.20
R26					0.10	0.00	0.00	2.10	3.80	9.50	8.50	5.20	6.40	4.60	5.40	1.00	1.70	2.66	4.70	3.68	3.13	3.13	3.59	3.41	2.86	2.84	2.70	1.70	2.70	3.20	11.40
R27					0.00	0.20	0.00	0.00	0.80	2.30	4.50	4.00	4.20	5.00	7.80	1.30	0.80	2.54	5.68	5.24	4.47	4.47	4.93	4.97	3.79	4.01	3.50	3.20	3.90	4.10	14.30
R28					0.10	0.00	0.10	0.40	1.80	3.10	4.70	4.70	5.20	6.60	10.10	3.50	1.27	2.91	4.78	4.84	4.10	4.10	4.00	3.70	3.25	3.75	2.67	3.00	2.70	11.90	
R29					0.10	0.00	0.40	0.00	1.70	8.00	9.50	5.50	4.60	6.30	8.70	1.80	2.00	3.32	4.04	3.72	3.21	3.21	3.48	3.43	2.64	2.76	2.53	2.67	2.80	3.00	10.60
R30					0.00	0.10	0.10	0.00	2.60	4.70	5.60	5.80	5.70	6.00	9.70	1.80	1.63	2.55	4.28	4.02	3.41	3.41	3.58	3.32	2.71	2.89	2.48	2.42	2.40	2.00	16.80
R31					0.00	0.00	0.00	0.40	1.20	1.50	1.50	1.40	1.30	1.30	2.00	1.00	3.43	5.61	7.64	6.70	5.51	5.51	5.78	4.92	4.82	5.28	4.17	3.43	4.70	4.30	16.60
R32					0.00	0.00	0.00	0.00	0.10	0.80	1.50	2.60	2.50	1.80	2.80	0.90	1.33	3.91	7.82	7.66	6.29	6.29	5.11	5.59	4.57	5.33	3.69	3.81	4.20	4.30	17.10
R33					0.40	0.10	0.20	0.30	0.30	0.20	0.00	1.30	2.00	2.20	3.50	1.70	2.37	4.15	8.16	7.30	5.71	5.71	5.33	4.87	5.18	5.72	4.46	3.74	5.20	4.30	15.60
R34					1.60	1.10	0.00	0.10	0.70	0.80	1.30	0.50	2.20	1.60	2.80	1.40	0.87	4.01	7.72	7.34	6.13	6.13	6.32	6.48	5.07	5.53	4.60	4.70	5.60	7.80	7.60
R35					0.00	0.00	0.10	0.00	0.40	1.20	2.00	2.40	3.10	3.20	5.60	2.90	1.97	4.07	7.34	6.86	5.78	5.78	5.24	5.36	5.86	4.94	6.49	4.91	3.70	4.80	6.00
R36					0.10	0.10	0.20	0.00	8.60	4.20	5.10	4.70	5.10	5.60	7.60	4.50	1.13	2.53	4.70	4.32	3.61	3.61	3.62	3.08	3.07	3.33	2.70	2.40	2.90	4.10	9.10
R37					1.20	0.00	0.90	0.50	0.10	0.50	0.80	1.40	2.00	4.00	5.40	1.40	1.73	3.93	7.32	6.86	5.63	5.63	5.52	4.98	4.86	5.74	3.80	3.60	4.70	6.00	11.50
R38					1.30	4.70	0.30	0.00	0.50	1.10	2.00	2.30	2.70	3.50	5.10	1.60	2.13	4.35	6.84	1.88	1.50	1.50	6.41	8.29	5.43	6.27	4.58	5.32	5.30	3.90	11.20
R39					0.00	0.00	0.10	0.00	0.10	2.10	1.80	3.60	12.70	11.30	5.50	1.90	1.37	2.91	5.26	5.04	4.26	4.26	4.01	3.89	3.29	3.61	2.93	3.07	3.30	3.90	9.80
R40					0.10	0.10	0.10	0.10	1.00	1.70	2.50	5.70	16.90	11.30	4.50	1.00	0.63	2.91	5.54	4.66	3.73	3.73	3.43	3.38	2.86	3.34	2.37	2.53	3.20	2.30	10.40
R41					0.10	0.00	0.10	1.60	3.40	7.40	6.20	8.00	12.50	10.70	9.70	1.60	0.87	2.09	3.32	2.84	2.44	2.44	2.24	2.16	2.18	2.42	1.90	1.90	2.10	1.60	8.20
R42					0.20	0.00	0.00	0.10	0.70	0.70	2.40	4.10	8.00	10.00	12.30	4.20	0.87	2.41	3.88	4.08	3.58	3.58	3.66	3.24	3.25	3.55	2.89	2.91	2.60	2.30	14.50
R43					0.00	0.20	0.00	0.80	2.30	8.20	8.60	8.30	9.70	11.20	9.10	2.80	1.13	2.37	3.30	2.42	2.04	2.04	1.84	2.26	2.11	2.29	1.96	2.34	2.20	2.20	8.50
R44					0.00	0.00	0.10	0.00	1.70	6.00	7.90	7.10	7.40	10.10	7.80	3.20	0.27	1.89	3.80	3.32	2.86	2.86	2.56	2.34	2.18	2.42	1.86	1.74	2.20	5.00	13.40
R45					0.00	0.10	0.00	0.00	1.00	3.40	6.30	10.60	10.80	8.70	7.60	2.50	1.10	2.40	3.86	3.24	2.75	2.75	3.03	2.57	2.64	2.96	2.30	2.40	2.50	2.80	11.70
R46					0.00	0.20	0.40	0.20	1.70	2.50	6.40	11.30	11.40	9.20	9.50	4.70	1.10	2.40	3.62	3.18	2.65	2.65	2.61	2.49	2.57	2.73	2.36	2.34	2.20	1.90	7.70
R47					0.00	0.40	0.20	0.80	5.20	10.30	9.80	7.90	10.20	15.10	15.50	4.30	0.37	0.85	1.22	1.26	1.15	1.15	1.17	1.17	1.11	1.19	0.99	0.91	0.90	0.70	6.20
R48					0.00	0.20	0.00	0.00	2.30	15.40	12.80	11.60	9.90	10.80	11.90	3.90	0.60	1.08	1.50	1.36	1.18	1.18	1.24	1.16	1.25	1.35	1.11	0.99	1.10	1.30	4.80
R49					0.00	0.20	0.00	1.40	5.60	9.60	8.20	6.60	6.30	15.20	10.90	1.90	0.77	1.43	2.30	2.18	1.96	1.96	1.84	1.96	1.64	1.66	1.61	1.49	1.60	0.70	11.00
R50					0.10	0.00	0.00	1.20	2.40	5.10	8.60	9.20	10.40	13.90	16.20	3.10	0.33	1.05	1.98	2.00	1.77	1.77	1.84	1.66	1.68	1.82	1.46	1.14	1.40	8.80	9.10
R51					0.00	0.10	0.10	1.20	2.60	4.70	7.20	6.30	14.90	17.00	4.30	1.40	1.13	2.05	2.98	2.48	2.13	2.13	2.20	1.90	2.07	2.23	1.84	1.76	1.60	2.00	11.70
R52					0.00	0.10	1.90	0.80	2.00	4.00	8.40	8.30	17.30	10.50	5.10	1.60	0.33	1.37	2.62	2.78	2.45	2.45	2.46	2.44	2.18	2.42	1.91	1.79	2.40	3.10	9.30
R53					0.30	0.20	0.40	1.50	3.30	5.10	9.20	9.40	14.60	16.40	6.70	2.00	0.43	1.29	2.20	2.12	1.88	1.88	1.98	1.83	1.86	2.14	1.54	1.66	1.70	1.50	6.90
R54					0.10	0.20	0.30	1.20	6.20	12.70	14.00	12.60	13.50	12.80	3.60	0.00	0.50	1.32	1.80	1.58	1.45	1.45	1.44	1.36	1.21	1.19	1.24	1.16	1.30	1.40	4.40
R55					0.00	0.10	0.00	0.10	0.30	0.70	1.50	2.00	4.60	8.70	4.10	0.80	1.77	3.57	6.12	5.46	4.64	4.64	4.94	4.76	4.50	5.20	3.67	3.63	3.90	4.40	15.90
R56					0.30	0.10	0.40	0.40	0.70	1.50	2.30	3.50	4.60	6.00	4.60	2.60	0.87	3.13	5.42	5.26	4.61	4.61	4.73	4.87	4.36	4.94	3.63	3.47	3.90	3.70	15.50
R57					0.00	0.00	0.10	0.00	1.20	5.30	10.10	9.50	7.80	9.20	5.40	0.20	1.17	2.41	4.12	3.54	3.08	3.08	3.09	2.91	2.93	3.27	2.51	2.49	2.50	2.60	11.50
R58					0.00	0.10	0.10	0.20	2.00	4.80	1.50	20.80	10.00	12.90	8.60	3.40	1.00	1.74	2.36	2.10	1.90	1.90	1.86	1.84	1.68	1.92	1.39	1.51	1.30	1.80	11.30
R																															

Appendix 3 - Grain Size in Half Phi Intervals

	<																				>											
phi	-3.5	-3	-2.5	-2	-1.5	-1	-0.5	0	0.5	1	1.5	2	2.5	3	3.5	4	4.5	5	5.5	6	6.5	7	7.5	8	8.5	9	9.5	10	10.5	11	11	
S20	0.00	0.00	0.00	0.07	0.49	0.83	1.78	5.30	11.45	28.73	32.61	13.01	2.85	0.55	-0.10	0.09	2.35 *															
S21	0.00	0.00	0.24	0.72	1.16	1.62	2.74	8.87	13.48	26.06	23.21	8.93	2.63	0.70	0.86	0.76	8.04 *															
S22	0.00	0.00	0.58	1.09	0.86	1.35	3.75	9.38	12.92	25.07	22.30	9.41	3.24	1.47	0.99	0.57	0.59	0.18	0.34	0.37	0.36	0.34	0.42	0.36	0.41	0.40	0.36	0.32	0.32	0.30	1.95	
S23	0.00	0.00	0.04	0.30	0.50	0.51	1.15	2.83	4.48	10.58	12.93	13.74	14.81	15.49	9.22	5.21	1.79	0.40	0.52	0.45	0.32	0.33	0.34	0.30	0.38	0.35	0.33	0.30	0.27	0.32	1.81	
S24	0.00	0.08	0.17	0.40	0.68	0.77	1.14	2.14	2.42	7.02	10.85	12.68	16.42	19.36	11.66	4.51	9.71 *															
S25	5.54	0.09	0.16	0.56	1.07	1.13	2.66	6.16	9.73	17.62	16.61	9.37	5.59	3.45	0.93	2.56	16.77 *															
S26	6.96	3.23	3.55	2.08	2.85	2.75	3.21	7.21	8.89	14.71	13.69	7.52	3.93	1.60	1.62	0.97	15.24 *															
S27	0.00	0.00	0.08	0.27	0.42	0.56	1.76	6.19	11.84	27.14	29.62	13.42	4.08	1.21	0.54	0.87	2.01 *															
S28	0.00	0.36	0.48	0.10	0.66	1.11	2.17	7.61	12.09	27.63	30.83	10.83	2.37	0.90	0.63	0.04	2.19 *															
S29	0.00	0.47	0.63	0.00	0.17	0.34	1.47	3.98	5.91	16.02	29.53	29.83	7.67	1.43	0.80	0.39	1.37 *															
S30	0.00	0.00	0.00	0.00	0.10	0.20	1.33	4.97	8.15	16.75	28.32	29.47	7.27	0.30	1.63	0.41	1.08 *															
S31	1.44	3.51	2.77	4.52	4.82	5.25	8.58	12.72	12.58	15.87	8.51	3.29	1.80	0.91	0.53	0.33	12.58 *															
S32	0.00	2.17	4.19	3.75	4.01	4.38	5.85	12.46	14.64	19.08	11.58	3.71	0.82	0.22	0.43	0.12	12.58 *															
S33	0.85	3.15	2.50	1.42	1.73	1.52	3.03	7.70	12.71	24.93	21.67	7.28	2.04	0.74	0.68	0.23	7.82 *															
S34	0.00	0.69	0.99	0.29	1.01	1.57	3.27	9.48	16.99	27.94	20.62	7.06	1.77	0.98	0.36	0.32	6.67 *															
S35	0.00	0.00	0.00	0.74	2.35	3.22	5.72	12.11	14.07	21.63	13.83	4.99	1.08	0.27	0.38	0.54	19.06 *															
S36	0.00	0.58	1.98	2.97	3.36	6.88	12.89	12.74	17.46	12.82	5.39	3.55	0.49	1.20	0.24	14.66 *																
S37	4.48	8.86	2.04	1.67	1.41	2.20	3.07	4.22	4.00	8.19	11.90	6.80	3.48	2.46	1.23	0.66	33.34 *															
S38	2.78	2.04	2.98	0.87	1.63	2.14	3.13	6.35	6.38	15.40	15.75	11.10	6.83	5.13	1.50	0.83	15.15 *															
S39	0.00	0.25	0.73	0.77	0.58	0.82	1.49	3.48	2.90	11.01	21.66	22.70	17.31	4.48	1.56	2.64	7.61 *															
S40	0.23	0.64	0.32	0.29	0.54	0.50	1.37	2.83	3.29	12.27	27.87	27.22	13.47	3.59	1.12	0.95	1.63	0.05	0.08	0.07	0.08	0.08	0.11	0.10	0.11	0.12	0.12	0.11	0.10	0.08	0.67	
S41	0.61	1.09	0.04	0.08	0.94	1.86	3.32	5.76	8.65	15.79	19.22	27.18	11.81	0.80	0.80	0.20	1.85 *															
S42	0.00	0.15	0.33	0.38	1.20	2.03	4.73	6.10	6.32	12.40	16.14	33.21	11.93	1.69	0.35	0.35	2.66 *															
S43	0.00	0.22	0.30	0.07	0.29	0.44	0.71	1.72	4.56	12.41	16.51	37.61	18.63	1.80	1.54	0.83	2.36 *															
S44	0.00	0.00	0.03	0.20	0.27	0.25	0.84	2.00	3.34	9.50	15.73	44.37	18.81	1.64	0.72	0.49	1.82 *															
S45	0.00	0.16	0.31	0.42	0.62	0.68	1.51	2.79	3.00	7.15	13.29	39.92	18.44	2.02	1.09	0.70	7.89 *															
S46	0.45	1.12	0.85	0.98	1.19	1.76	2.73	6.32	5.25	11.31	17.61	30.42	13.11	1.77	0.78	1.22	3.12 *															
S47	0.00	0.00	0.00	0.00	0.05	0.10	0.22	0.74	2.34	8.39	13.99	37.15	28.62	3.16	2.15	1.18	1.90 *															
S48	0.37	0.67	0.04	0.06	0.16	0.33	0.48	0.61	1.43	5.89	13.67	33.78	34.98	2.98	1.19	1.08	2.29 *															
S49	0.00	0.00	0.00	0.00	0.06	0.13	0.26	1.55	2.26	8.56	43.04	34.41	6.49	1.65	0.08	0.08	1.44 *															
S50	0.00	0.00	0.00	0.00	0.00	0.01	0.15	1.22	2.02	6.59	43.68	37.29	7.19	0.53	0.16	0.16	0.99 *															
S51	0.00	0.26	0.37	0.04	0.18	0.36	0.40	0.57	0.50	1.80	49.83	38.96	3.42	0.69	0.27	0.50	1.87 *															
S52	0.00	0.00	0.08	0.12	0.06	0.12	0.21	0.43	0.73	3.71	32.52	54.65	5.34	0.01	0.15	0.95	0.92 *															
S53	0.00	4.18	6.01	1.81	2.87	3.11	3.04	7.80	10.66	16.54	20.34	15.47	4.49	1.04	0.39	0.00	2.24 *															
S54	20.66	3.19	1.36	3.32	2.35	2.32	2.89	6.79	9.53	15.01	17.07	10.99	3.16	0.53	0.06	0.49	0.26 *															
S55	20.46	12.85	5.42	1.68	1.20	1.05	1.41	2.85	3.38	10.75	16.18	11.75	3.94	0.82	0.72	0.68	4.85 *															
S56	17.11	2.71	2.64	1.14	1.36	1.51	2.47	6.24	9.32	20.41	21.07	8.23	2.60	0.54	0.42	0.27	1.96 *															
S57	1.59	5.38	3.96	2.98	3.69	2.97	7.00	11.05	7.48	15.04	21.02	9.80	1.81	0.63	0.49	0.48	4.62 *															
S58	21.98	13.95	2.69	3.97	4.26	5.02	6.15	6.37	3.11	7.54	11.41	7.86	1.81	0.52	0.84	0.08	2.46 *															
S59	5.50	5.93	3.77	3.18	3.60	3.54	5.23	6.89	5.05	11.51	17.85	14.85	5.14	1.45	0.56	0.31	5.62 *															
S60	25.49	11.48	6.69	4.15	3.48	3.88	4.94	6.17	3.61	8.49	11.30	5.91	1.48	0.54	0.32	0.22	1.86 *															
S61	17.69	11.46	6.34	7.03	4.28	3.92	4.25	6.53	8.35	9.64	7.57	5.17	1.58	0.53	0.47	0.14	5.05 *															
S62	0.00	5.41	9.68	6.45	5.26	4.87	5.06	6.32	4.61	8.95	10.79	8.68	3.28	1.57	0.16	0.16	18.75 *															
S63	3.47	1.18	2.23	2.48	2.74	2.50	2.74	4.36	2.66	6.84	14.77	17.42	10.89	4.14	1.72	0.17	19.69 *															
S64	18.62	11.15	5.63	5.35	6.41	6.71	5.51	5.28	2.87	5.81	7.14	4.65	1.97	0.78	0.56	0.19	11.35 *															
S65	0.00	0.00	0.00	0.00	0.27	0.54	2.76	8.64	9.92	20.87	38.59	16.93	0.63	0.02	0.09	0.51	0.25 *															
S66	0.00	0.13	0.18	1.02	1.25	0.47	1.73	6.52	12.31	25.48	33.68	14.70	2.79	-2.13	0.42	0.46	0.99 *															
S67	0.00	0.00	0.24	0.83	1.38	1.84	3.63	7.85	6.71	14.51	31.46	21.31	3.30	1.21	1.89	1.30	0.16	0.01	0.04	0.10	0.10	0.08	0.14	0.12	0.17	0.24	0.29	0.19	0.15	0.16	0.58	
S68	0.17	0.78	0.78	0.56	1.05	1.39	3.31	7.26	7.72	15.78	35.01	18.65	3.14	2.22	1.29	0.26	0.65 *															
S69	0.00	0.00	0.07	0.15	0.15	0.22	0.50	3.15	4.36	7.59	9.88	14.32	26.23	17.25	5.13	1.92	9.09 *															
S70	0.28	0.71	0.28	0.00	0.16	0.32	0.37	1.72	3.37	6.27	9.88	12.17	27.56	19.72	6.30	1.56	0.11	0.34	0.40	0.56	0.50	0.59	0.54	0.64	0.64	0.80	0.60	0.68	0.66	0.61	1.67	

Appendix 4 - Faunal Summary

SampleID	Number individuals per sample	Abundance per square meter	Number species per sample	Equitability	Diversity
PEC01	159	3975	17	0.710	2.011
PEC02	1112	27800	36	0.482	1.728
PEC03	448	11200	21	0.637	1.939
PEC04	772	19300	26	0.441	1.438
PEC05	498	12450	18	0.647	1.869
PEC06	116	2900	12	0.773	1.922
PEC07	228	5700	22	0.603	1.863
PEC08	615	15375	27	0.595	1.960
PEC09	129	3225	19	0.768	2.262
PEC10	104	2600	15	0.764	2.070
PEC11	155	3875	12	0.353	0.878
PEC12	551	13775	36	0.665	2.383
PEC13	206	5150	21	0.727	2.214
PEC14	8	200	4	0.774	1.074
PEC15	365	9125	31	0.717	2.462
PEC16	471	11775	23	0.662	2.077
PEC17	176	4400	21	0.746	2.271
PEC18	106	2650	25	0.891	2.868
PEC19	105	2625	24	0.836	2.656
PEC20	558	13950	26	0.513	1.670
PEC21	229	5725	22	0.685	2.117
PEC22	234	5850	24	0.611	1.942
PEC23	455	11375	26	0.694	2.262
PEC24	175	4375	29	0.591	1.990
PEC25	360	9000	25	0.588	1.894
PEC26	18	450	6	0.844	1.513
PEC27	26	650	14	0.936	2.471
PEC28	257	6425	28	0.732	2.438
PEC29	133	3325	16	0.787	2.183
PEC30	429	10725	25	0.609	1.959
PEC31	480	12000	39	0.701	2.568
PEC32	502	12550	41	0.789	2.931
PEC33	298	7450	42	0.831	3.105
PEC34	541	13525	37	0.691	2.494
PEC35	332	8300	28	0.494	1.647
PEC36	117	2925	18	0.532	1.539
PEC37	51	1275	10	0.427	0.984
PEC38	517	12925	42	0.730	2.729
PEC39	359	8975	47	0.772	2.972
PEC40	227	5675	23	0.615	1.929
PEC41	674	16850	33	0.733	2.564
PEC42	251	6275	25	0.719	2.314
PEC43	943	23575	36	0.610	2.186
PEC44	173	4325	30	0.753	2.562
PEC45	69	1725	20	0.779	2.335
PEC46	135	3375	19	0.628	1.849
PEC47	130	3250	13	0.298	0.764
R01	131	3275	25	0.829	2.669

Appendix 4 - Faunal Summary

SampleID	Number individuals per sample	Abundance per square meter	Number species per sample	Equitability	Diversity
R02	276	6900	30	0.766	2.606
R03	174	4350	27	0.771	2.541
R04	397	9925	34	0.770	2.716
R05	166	4150	25	0.870	2.800
R06	284	7100	34	0.825	2.910
R07	312	7800	25	0.638	2.053
R08	519	12975	25	0.620	1.996
R09	192	4800	30	0.851	2.896
R10	224	5600	30	0.802	2.726
R11	308	7700	26	0.732	2.386
R12	187	4675	23	0.800	2.509
R13	445	11125	34	0.651	2.297
R14	298	7450	28	0.741	2.468
R15	241	6025	25	0.706	2.273
R16	217	5425	21	0.704	2.145
R17	137	3425	21	0.774	2.355
R18	151	3775	20	0.814	2.437
R19	164	4100	24	0.831	2.641
R20	171	4275	25	0.825	2.657
R21	245	6125	23	0.699	2.190
R22	288	7200	21	0.717	2.182
R23	365	9125	29	0.716	2.410
R24	226	5650	26	0.734	2.390
R25	268	6700	23	0.748	2.344
R26	157	3925	18	0.705	2.037
R27	141	3525	23	0.834	2.616
R28	128	3200	24	0.742	2.357
R29	269	6725	30	0.621	2.112
R30	235	5875	25	0.686	2.207
R31	115	2875	17	0.617	1.748
R32	274	6850	23	0.699	2.191
R33	231	5775	24	0.781	2.483
R34	190	4750	20	0.840	2.516
R35	231	5775	24	0.781	2.483
R36	221	5525	22	0.801	2.477
R37	166	4150	24	0.812	2.579
R38	338	8450	31	0.841	2.887
R39	205	5125	28	0.865	2.882
R40	283	7075	31	0.751	2.579
R41	351	8775	30	0.682	2.320
R42	370	9250	27	0.624	2.056
R43	387	9675	31	0.739	2.538
R44	414	10350	38	0.696	2.533
R45	228	5700	29	0.713	2.400
R46	241	6025	26	0.753	2.452
R47	321	8025	25	0.735	2.367
R48	257	6425	30	0.787	2.677
R49	74	1850	22	0.893	2.761

Appendix 4 - Faunal Summary

SampleID	Number individuals per sample	Abundance per square meter	Number species per sample	Equitability	Diversity
R50	245	6125	25	0.688	2.213
R51	432	10800	29	0.729	2.453
R52	333	8325	25	0.745	2.398
R53	139	3475	22	0.723	2.234
R54	506	12650	33	0.729	2.550
R55	290	7250	22	0.627	1.939
R56	582	14550	21	0.610	1.858
R57	578	14450	22	0.722	2.233
R58	700	17500	28	0.679	2.263
R59	348	8700	26	0.694	2.260
R60	584	14600	36	0.695	2.491
S01	180	4500	24	0.813	2.583
S02	1011	25275	23	0.376	1.180
S03	865	21625	31	0.719	2.471
S04	641	16025	25	0.620	1.997
S05	920	23000	34	0.545	1.921
S06	1319	32975	25	0.323	1.038
S07	1122	28050	31	0.426	1.464
S08	1709	42725	26	0.420	1.367
S09	1423	35575	32	0.392	1.359
S10	1328	33200	25	0.345	1.109
S11	282	7050	21	0.664	2.022
S12	490	12250	22	0.206	0.636
S13	13612	340300	19	0.125	0.369
S14	5724	143100	16	0.160	0.444
S15	296	7400	17	0.718	2.033
S16	266	6650	20	0.737	2.207
S17	255	6375	15	0.673	1.823
S18	101	2525	6	0.436	0.781
S19	474	11850	19	0.310	0.913
S20	678	16950	28	0.443	1.475
S21	299	7475	26	0.672	2.188
S22	543	13575	38	0.503	1.830
S23	439	10975	29	0.676	2.276
S24	411	10275	38	0.636	2.313
S25	470	11750	20	0.577	1.730
S26	374	9350	35	0.640	2.275
S27	982	24550	41	0.449	1.668
S28	498	12450	32	0.423	1.467
S29	408	10200	20	0.581	1.742
S30	337	8425	19	0.510	1.501
S31	438	10950	28	0.524	1.745
S32	500	12500	28	0.505	1.681
S33	556	13900	36	0.606	2.173
S34	194	4850	34	0.714	2.519
S35	931	23275	22	0.496	1.532
S36	454	11350	27	0.538	1.775
S37	241	6025	25	0.592	1.905

Appendix 4 - Faunal Summary

SampleID	Number individuals per sample	Abundance per square meter	Number species per sample	Equitability	Diversity
S38	529	13225	24	0.496	1.576
S39	540	13500	31	0.518	1.780
S40	360	9000	39	0.747	2.737
S41	111	2775	17	0.735	2.083
S42	96	2400	20	0.781	2.339
S43	108	2700	16	0.813	2.254
S44	146	3650	18	0.536	1.549
S45	126	3150	24	0.717	2.279
S46	246	6150	26	0.635	2.068
S47	58	1450	16	0.695	1.926
S48	65	1625	18	0.881	2.548
S49	71	1775	12	0.734	1.823
S50	105	2625	10	0.666	1.532
S51	50	1250	11	0.793	1.902
S52	42	1050	11	0.747	1.791
S53	237	5925	41	0.807	2.997
S54	82	2050	19	0.651	1.917
S55	738	18450	28	0.659	2.197
S56	584	14600	27	0.708	2.332
S57	238	5950	24	0.729	2.318
S58	447	11175	25	0.711	2.288
S59	308	7700	16	0.761	2.110
S60	843	21075	29	0.705	2.374
S61	346	8650	30	0.635	2.159
S62	176	4400	24	0.797	2.533
S63	870	21750	28	0.570	1.900
S64	418	10450	24	0.758	2.410
S65	511	12775	18	0.401	1.158
S66	903	22575	17	0.315	0.892
S67	251	6275	37	0.738	2.665
S68	318	7950	30	0.768	2.612
S69	280	7000	31	0.675	2.319
S70	151	3775	29	0.786	2.646

Appendix 5 - Faunal Data Summaries by Region

***** Output from program SUMMARY *****
 PC-ORD, Version 4.25
 3 Jul 2006, 14:54

Compact Data File Summary by Region

Compact format data file:

C:\Documents and Settings\RCERRATO\Desktop\Peconics PC-Ord
 Analysis\PC_OrdDataFile_CompactFormat.txt

Species file:

C:\Documents and Settings\RCERRATO\Desktop\Peconics PC-Ord Analysis\SpecFile.txt

Matrix size: 177 Samples (rows)
 263 Species (columns)

Subgroup: Flanders

Summary of 7 Samples N= 60 Species

No.	Name	Mean	Stand.Dev.	Sum	Minimum	Maximum	S	E	H`
1	PEC01	2.650	4.583	159.000	0.000	40.000	17	0.710	2.011
2	PEC02	18.533	39.921	1112.000	0.000	552.000	36	0.482	1.728
3	PEC03	7.467	13.822	448.000	0.000	157.000	21	0.637	1.939
4	PEC04	12.867	30.195	772.000	0.000	360.000	26	0.441	1.438
5	PEC05	8.300	15.942	498.000	0.000	200.000	18	0.647	1.869
6	PEC06	1.933	3.520	116.000	0.000	40.000	12	0.773	1.922
7	PEC07	3.800	7.550	228.000	0.000	97.000	22	0.603	1.863
AVERAGES:		7.936	16.505	476.143	0.000	206.571	21.7	0.613	1.824

Number of cells in main matrix = 420
 Percent of cells empty = 63.810
 Matrix total = 3.3330E+03
 Matrix mean = 7.9357E+00
 Variance of totals of Samples = 1.3083E+05

S = Richness = number of non-zero elements in row
 E = Evenness = H / ln (Richness)
 H = Diversity = - sum (Pi*ln(Pi))
 where Pi = importance probability in element i (element i
 relativized by row total)

Summary of 60 Species N= 7 Samples

No.	Name	Mean	Stand.Dev.	Sum	Minimum	Maximum	S
8	Ampevado	1.857	1.676	13.000	0.000	5.000	6
15	Amphabdi	0.143	0.378	1.000	0.000	1.000	1
17	Ampivali	0.143	0.378	1.000	0.000	1.000	1
18	Anadtran	0.857	1.215	6.000	0.000	3.000	3

20	Anomsimp	1.429	2.573	10.000	0.000	7.000	3
28	Ariccath	3.000	7.095	21.000	0.000	19.000	2
35	Balasp	3.857	7.313	27.000	0.000	19.000	2
36	Batecath	1.429	2.507	10.000	0.000	6.000	2
41	Branwell	1.000	2.236	7.000	0.000	6.000	2
47	Capisp	182.571	204.687	1278.000	13.000	552.000	7
59	Clymsp	0.571	0.787	4.000	0.000	2.000	3
65	Crasvirg	0.286	0.756	2.000	0.000	2.000	1
67	Crepforn	49.714	71.997	348.000	0.000	157.000	3
68	Crepplan	1.714	2.360	12.000	0.000	5.000	3
73	Dyspsayi	0.286	0.756	2.000	0.000	2.000	1
74	Elaslevi	0.143	0.378	1.000	0.000	1.000	1
80	Ericsp	0.143	0.378	1.000	0.000	1.000	1
81	Eteolact	0.286	0.488	2.000	0.000	1.000	2
83	Eumisang	2.429	3.645	17.000	0.000	9.000	3
88	Exogdisp	1.143	1.215	8.000	0.000	3.000	4
90	Gemmgemm	2.143	5.669	15.000	0.000	15.000	1
92	Glycamer	11.714	9.912	82.000	1.000	28.000	7
95	Gobisp	1.000	1.414	7.000	0.000	3.000	3
98	Gyptvitt	0.429	0.535	3.000	0.000	1.000	3
101	Harmexte	0.286	0.756	2.000	0.000	2.000	1
108	Ilyaobso	1.000	1.915	7.000	0.000	5.000	2
109	Ilyatriv	0.143	0.378	1.000	0.000	1.000	1
113	Lembsmit	3.000	4.041	21.000	0.000	9.000	3
116	Leucamer	0.286	0.756	2.000	0.000	2.000	1
132	Melicris	1.000	2.236	7.000	0.000	6.000	2
134	Meliniti	1.286	2.215	9.000	0.000	5.000	2
141	Mulilate	0.143	0.378	1.000	0.000	1.000	1
142	Myaaren	0.143	0.378	1.000	0.000	1.000	1
145	NemaNema	85.571	104.112	599.000	0.000	290.000	5
148	Nephpict	0.143	0.378	1.000	0.000	1.000	1
157	Nucutenu	0.143	0.378	1.000	0.000	1.000	1
158	Odonfulg	0.286	0.488	2.000	0.000	1.000	2
161	OligOlig	50.429	56.136	353.000	0.000	152.000	6
167	OstrA	2.143	2.968	15.000	0.000	8.000	4
168	OstrB	3.143	4.018	22.000	0.000	11.000	4
175	Panoherb	1.000	1.528	7.000	0.000	4.000	3
179	Paraspec	0.143	0.378	1.000	0.000	1.000	1
182	Paralong	1.714	4.536	12.000	0.000	12.000	1
183	Pectgoul	0.571	0.787	4.000	0.000	2.000	3
184	Perilean	5.857	15.060	41.000	0.000	40.000	2
188	Pinnixa	0.286	0.756	2.000	0.000	2.000	1
193	Podaobsc	0.714	0.951	5.000	0.000	2.000	3
200	Polydora	5.286	10.177	37.000	0.000	28.000	4
206	Priohete	1.000	1.155	7.000	0.000	3.000	4
208	Priopinn	9.429	15.306	66.000	0.000	36.000	5
212	RhepEpis	0.286	0.756	2.000	0.000	2.000	1
216	Rudinagl	1.286	2.984	9.000	0.000	8.000	2
228	Scolfrag	0.286	0.488	2.000	0.000	1.000	2
236	Sphaerin	0.714	1.890	5.000	0.000	5.000	1
237	Sphahyst	2.286	4.786	16.000	0.000	13.000	3
241	Spiobomb	0.143	0.378	1.000	0.000	1.000	1
247	Strebene	12.000	27.062	84.000	0.000	73.000	3
254	Tellagil	7.000	14.844	49.000	0.000	40.000	3
255	Tharsp	8.571	8.059	60.000	0.000	23.000	6
257	Turbelsp	0.143	0.378	1.000	0.000	1.000	1

AVERAGES: 7.936 10.402 55.550 0.233 27.367 2.5

Subgroup: Orient

Summary of 13 Samples N= 92 Species

No.	Name	Mean	Stand.Dev.	Sum	Minimum	Maximum	S	E	H`
1	PEC08	6.685	17.476	615.000	0.000	187.000	27	0.595	1.960
2	PEC09	1.402	3.272	129.000	0.000	38.000	19	0.768	2.262
3	PEC10	1.130	2.810	104.000	0.000	31.000	15	0.764	2.070
4	PEC11	1.685	7.870	155.000	0.000	126.000	12	0.353	0.878
5	PEC12	5.989	14.540	551.000	0.000	195.000	36	0.665	2.383
6	PEC28	2.793	5.976	257.000	0.000	53.000	28	0.732	2.438
7	PEC29	1.446	3.350	133.000	0.000	40.000	16	0.787	2.183
8	PEC30	4.663	12.412	429.000	0.000	154.000	25	0.609	1.959
9	PEC43	10.250	27.333	943.000	0.000	381.000	36	0.610	2.186
10	PEC44	1.880	4.331	173.000	0.000	61.000	30	0.753	2.562
11	PEC45	0.750	1.796	69.000	0.000	24.000	20	0.779	2.335
12	PEC46	1.467	4.635	135.000	0.000	70.000	19	0.628	1.849
13	PEC47	1.413	6.912	130.000	0.000	111.000	13	0.298	0.764
<hr/>									
AVERAGES:		3.196	8.670	294.077	0.000	113.154	22.8	0.642	1.987

Number of cells in main matrix = 1196
Percent of cells empty = 75.251
Matrix total = 3.8230E+03
Matrix mean = 3.1965E+00
Variance of totals of Samples = 6.9658E+04

S = Richness = number of non-zero elements in row
E = Evenness = H / ln (Richness)
H = Diversity = - sum (Pi*ln(Pi))
 where Pi = importance probability in element i (element i
 relativized by row total)

Summary of 92 Species N= 13 Samples

No.	Name	Mean	Stand.Dev.	Sum	Minimum	Maximum	S
3	Actecana	0.231	0.439	3.000	0.000	1.000	3
8	Ampevado	17.846	41.146	232.000	0.000	143.000	8
9	Ampeverr	9.462	25.624	123.000	0.000	92.000	4
14	Amphtdae	0.077	0.277	1.000	0.000	1.000	1
15	Amphabdi	0.308	1.109	4.000	0.000	4.000	1
20	Anomsimp	0.154	0.376	2.000	0.000	1.000	2
28	Ariccath	13.538	30.204	176.000	0.000	108.000	8
30	Aseljani	0.462	1.391	6.000	0.000	5.000	2
32	Asyclon	1.231	2.651	16.000	0.000	8.000	3
33	Autocorn	0.077	0.277	1.000	0.000	1.000	1
35	Balasp	0.385	1.387	5.000	0.000	5.000	1
36	Batecath	1.692	3.119	22.000	0.000	10.000	4
38	Bivasp	0.154	0.555	2.000	0.000	2.000	1
40	Branclav	0.615	1.446	8.000	0.000	5.000	3

41	Branwell	4.538	12.567	59.000	0.000	46.000	5
47	Capisp	47.000	57.873	611.000	1.000	195.000	13
52	CephCeph	0.077	0.277	1.000	0.000	1.000	1
59	Clymsp	1.000	2.449	13.000	0.000	9.000	5
61	Corosp	0.462	1.664	6.000	0.000	6.000	1
64	Crasmact	0.077	0.277	1.000	0.000	1.000	1
67	Crepforn	1.077	1.977	14.000	0.000	6.000	4
74	Elaslevi	0.154	0.376	2.000	0.000	1.000	2
75	Ensidire	0.154	0.555	2.000	0.000	2.000	1
78	Ericbras	0.308	0.855	4.000	0.000	3.000	2
80	Ericsp	0.077	0.277	1.000	0.000	1.000	1
81	Eteolact	0.231	0.439	3.000	0.000	1.000	3
82	Eteosp	0.077	0.277	1.000	0.000	1.000	1
83	Eumisang	0.692	1.548	9.000	0.000	5.000	3
88	Exogdisp	0.538	1.391	7.000	0.000	5.000	3
90	Gemmgemm	0.154	0.555	2.000	0.000	2.000	1
91	Glycdibr	0.923	2.783	12.000	0.000	10.000	2
92	Glycamer	5.308	10.719	69.000	0.000	38.000	9
95	Gobisp	0.077	0.277	1.000	0.000	1.000	1
98	Gyptvitt	0.154	0.376	2.000	0.000	1.000	2
101	Harmexte	0.077	0.277	1.000	0.000	1.000	1
105	Heteform	0.462	1.391	6.000	0.000	5.000	2
109	Ilyatriv	0.154	0.555	2.000	0.000	2.000	1
112	Laevsp	0.308	0.751	4.000	0.000	2.000	2
113	Lembsmit	4.077	14.104	53.000	0.000	51.000	3
115	Leptsavi	1.077	3.883	14.000	0.000	14.000	1
116	Leucamer	0.154	0.555	2.000	0.000	2.000	1
123	Lumbtenu	3.769	9.130	49.000	0.000	28.000	3
124	Lyonhyal	0.308	0.751	4.000	0.000	2.000	2
132	Melicris	0.692	1.548	9.000	0.000	5.000	3
141	Mulilate	0.846	1.725	11.000	0.000	6.000	4
145	NemaNema	82.308	109.803	1070.000	0.000	381.000	9
148	Nephpict	1.769	2.522	23.000	0.000	8.000	7
151	Nerearen	0.077	0.277	1.000	0.000	1.000	1
152	Neresucc	0.077	0.277	1.000	0.000	1.000	1
153	Nicosp	4.077	13.244	53.000	0.000	48.000	3
156	Nucuprox	1.923	6.639	25.000	0.000	24.000	2
157	Nucutenu	3.000	4.528	39.000	0.000	14.000	7
158	Odonfulg	1.154	4.160	15.000	0.000	15.000	1
161	OligOlig	6.769	10.818	88.000	0.000	38.000	11
163	Ophesp	0.077	0.277	1.000	0.000	1.000	1
167	OstrA	3.308	3.903	43.000	0.000	11.000	10
168	OstrB	2.231	4.816	29.000	0.000	13.000	4
169	Ovalocel	0.077	0.277	1.000	0.000	1.000	1
171	Oxyusmit	0.231	0.599	3.000	0.000	2.000	2
175	Panoherb	0.538	0.877	7.000	0.000	2.000	4
176	Parateni	0.385	1.121	5.000	0.000	4.000	2
181	Paraspin	1.154	3.602	15.000	0.000	13.000	2
182	Paralong	11.308	32.742	147.000	0.000	119.000	6
183	Pectgoul	0.692	1.182	9.000	0.000	3.000	4
184	Perilean	0.077	0.277	1.000	0.000	1.000	1
185	Photrein	0.077	0.277	1.000	0.000	1.000	1
186	Phylaren	0.077	0.277	1.000	0.000	1.000	1
188	Pinnixa	2.000	2.582	26.000	0.000	9.000	8
197	Polyevim	0.077	0.277	1.000	0.000	1.000	1
199	Polylign	0.692	2.496	9.000	0.000	9.000	1
200	Polydora	1.615	2.181	21.000	0.000	7.000	7

201	Polygord	11.846	42.412	154.000	0.000	153.000	2
206	Priohete	2.615	6.090	34.000	0.000	19.000	3
208	Priopinn	2.000	3.082	26.000	0.000	10.000	5
212	RhepEpis	0.154	0.555	2.000	0.000	2.000	1
214	Rictpunc	0.077	0.277	1.000	0.000	1.000	1
216	Rudinagl	1.538	4.960	20.000	0.000	18.000	3
223	Schicaec	0.385	0.768	5.000	0.000	2.000	3
226	Scolsqua	0.077	0.277	1.000	0.000	1.000	1
227	Scoltexas	0.231	0.439	3.000	0.000	1.000	3
228	Scolfrag	2.462	4.539	32.000	0.000	16.000	5
232	Sigasp	0.077	0.277	1.000	0.000	1.000	1
236	Sphaerin	0.154	0.555	2.000	0.000	2.000	1
237	Sphahyst	2.769	6.207	36.000	0.000	22.000	4
241	Spiobomb	0.846	2.230	11.000	0.000	8.000	3
242	Spissoli	0.231	0.832	3.000	0.000	3.000	1
247	Strebene	2.000	5.462	26.000	0.000	20.000	5
249	Syllseto	1.462	3.573	19.000	0.000	13.000	5
254	Tellagil	7.231	9.859	94.000	0.000	31.000	10
255	Tharsp	8.154	15.077	106.000	0.000	46.000	8
259	Turbonsp	0.231	0.599	3.000	0.000	2.000	2
261	Unciirro	2.538	5.577	33.000	0.000	20.000	5

AVERAGES:		3.196	6.151	41.554	0.011	21.283	3.2

Subgroup: Gardiner

Summary of 15 Samples N= 92 Species									
No.	Name	Mean	Stand.Dev.	Sum	Minimum	Maximum	S	E	H`
1	PEC13	2.239	5.478	206.000	0.000	65.000	21	0.727	2.214
2	PEC14	0.087	0.330	8.000	0.000	5.000	4	0.774	1.074
3	PEC15	3.967	8.978	365.000	0.000	99.000	31	0.717	2.462
4	PEC16	5.120	12.129	471.000	0.000	112.000	23	0.662	2.077
5	PEC17	1.913	4.625	176.000	0.000	64.000	21	0.746	2.271
6	PEC18	1.152	1.834	106.000	0.000	12.000	25	0.891	2.868
7	PEC19	1.141	2.140	105.000	0.000	23.000	24	0.836	2.656
8	PEC20	6.065	18.260	558.000	0.000	244.000	26	0.513	1.670
9	PEC21	2.489	6.091	229.000	0.000	59.000	22	0.685	2.117
10	PEC22	2.543	7.900	234.000	0.000	119.000	24	0.611	1.942
11	PEC23	4.946	11.219	455.000	0.000	117.000	26	0.694	2.262
12	PEC24	1.902	6.323	175.000	0.000	99.000	29	0.591	1.990
13	PEC25	3.913	12.387	360.000	0.000	188.000	25	0.588	1.894
14	PEC26	0.196	0.576	18.000	0.000	6.000	6	0.844	1.513
15	PEC27	0.283	0.525	26.000	0.000	4.000	14	0.936	2.471

AVERAGES:		2.530	6.586	232.800	0.000	81.067	21.4	0.721	2.099

Number of cells in main matrix = 1380
Percent of cells empty = 76.739
Matrix total = 3.4920E+03
Matrix mean = 2.5304E+00
Variance of totals of Samples = 3.0334E+04

S = Richness = number of non-zero elements in row

E = Evenness = $H / \ln(\text{Richness})$
H = Diversity = $-\sum (\text{Pi} \cdot \ln(\text{Pi}))$
where Pi = importance probability in element i (element i
relativized by row total)

Summary of 92 Species N= 15 Samples							
No.	Name	Mean	Stand.Dev.	Sum	Minimum	Maximum	S
1	Acaninte	0.067	0.258	1.000	0.000	1.000	1
5	Actinoth	0.133	0.516	2.000	0.000	2.000	1
8	Ampevado	0.267	0.458	4.000	0.000	1.000	4
11	Ampharct	0.267	0.799	4.000	0.000	3.000	2
12	Amphocul	0.067	0.258	1.000	0.000	1.000	1
14	Amphtdae	0.067	0.258	1.000	0.000	1.000	1
15	Amphabdi	0.067	0.258	1.000	0.000	1.000	1
18	Anadtran	0.200	0.561	3.000	0.000	2.000	2
28	Ariccath	9.267	19.619	139.000	0.000	64.000	8
30	Aseljani	1.000	2.204	15.000	0.000	8.000	4
31	Astacast	0.533	2.066	8.000	0.000	8.000	1
33	Autocorn	0.600	1.682	9.000	0.000	6.000	2
38	Bivasp	0.067	0.258	1.000	0.000	1.000	1
40	Branclav	0.800	1.612	12.000	0.000	5.000	4
41	Branwell	3.000	4.660	45.000	0.000	18.000	8
44	Byblserr	5.800	16.781	87.000	0.000	65.000	4
46	Callbrev	0.133	0.516	2.000	0.000	2.000	1
47	Capisp	0.400	1.056	6.000	0.000	4.000	3
48	Caprpena	17.867	36.625	268.000	0.000	112.000	8
59	Clymsp	0.133	0.516	2.000	0.000	2.000	1
61	Corosp	14.800	32.065	222.000	0.000	103.000	10
67	Crepforn	33.933	60.970	509.000	0.000	188.000	5
74	Elaslevi	8.133	21.400	122.000	0.000	84.000	9
77	Ericfili	1.000	2.619	15.000	0.000	10.000	4
78	Ericbras	9.467	29.983	142.000	0.000	117.000	4
80	Ericsp	2.667	10.328	40.000	0.000	40.000	1
81	Eteolact	0.133	0.516	2.000	0.000	2.000	1
82	Eteosp	0.133	0.516	2.000	0.000	2.000	1
83	Eumisang	0.733	1.280	11.000	0.000	4.000	5
87	Eusylame	0.133	0.516	2.000	0.000	2.000	1
88	Exogdisp	0.533	1.356	8.000	0.000	5.000	3
92	Glycamer	1.800	2.569	27.000	0.000	8.000	8
101	Harmexte	0.133	0.516	2.000	0.000	2.000	1
102	Harmoers	0.067	0.258	1.000	0.000	1.000	1
103	Haussp	0.133	0.516	2.000	0.000	2.000	1
105	Heteform	0.200	0.414	3.000	0.000	1.000	3
109	Ilyatriv	0.133	0.352	2.000	0.000	1.000	2
111	Jassfalc	5.200	14.963	78.000	0.000	56.000	3
113	Lembsmit	0.467	1.302	7.000	0.000	5.000	3
115	Leptsavi	0.467	0.834	7.000	0.000	2.000	4
117	Libidubi	0.067	0.258	1.000	0.000	1.000	1
122	Lumbfrag	0.067	0.258	1.000	0.000	1.000	1
123	Lumbtenu	0.067	0.258	1.000	0.000	1.000	1
124	Lyonhyal	0.267	1.033	4.000	0.000	4.000	1
125	Lysialba	0.067	0.258	1.000	0.000	1.000	1
128	Marpbell	0.200	0.775	3.000	0.000	3.000	1
136	Micranom	0.333	1.047	5.000	0.000	4.000	2

138	Micraber	0.067	0.258	1.000	0.000	1.000	1
141	Mulilate	0.467	1.060	7.000	0.000	3.000	3
145	NemaNema	30.600	29.681	459.000	0.000	89.000	13
148	Nephpict	2.733	4.728	41.000	0.000	15.000	7
151	Nerearen	0.200	0.414	3.000	0.000	1.000	3
152	Neresucc	0.067	0.258	1.000	0.000	1.000	1
153	Nicosp	10.800	14.905	162.000	0.000	45.000	10
156	Nucuprox	0.133	0.516	2.000	0.000	2.000	1
157	Nucutenu	0.133	0.352	2.000	0.000	1.000	2
158	Odonfulg	0.067	0.258	1.000	0.000	1.000	1
161	OligOlig	14.800	28.813	222.000	0.000	105.000	11
164	Ophirobu	0.067	0.258	1.000	0.000	1.000	1
167	OstrA	0.133	0.352	2.000	0.000	1.000	2
171	Oxyusmit	0.133	0.352	2.000	0.000	1.000	2
172	Pagulong	1.667	4.835	25.000	0.000	19.000	6
175	Panoherb	1.067	1.668	16.000	0.000	5.000	6
176	Parateni	5.867	10.888	88.000	0.000	39.000	8
178	Paracypr	0.067	0.258	1.000	0.000	1.000	1
180	Parafulg	1.600	3.112	24.000	0.000	10.000	4
181	Paraspin	1.667	4.012	25.000	0.000	15.000	4
182	Paralong	3.400	4.641	51.000	0.000	12.000	9
184	Perilean	0.133	0.352	2.000	0.000	1.000	2
187	Phylmacu	0.067	0.258	1.000	0.000	1.000	1
188	Pinnixa	0.933	2.086	14.000	0.000	8.000	5
196	Polychae	0.333	0.900	5.000	0.000	3.000	2
200	Polydora	0.267	0.458	4.000	0.000	1.000	4
201	Polygord	0.133	0.352	2.000	0.000	1.000	2
202	Polynoid	0.467	1.060	7.000	0.000	4.000	4
208	Priopinn	0.067	0.258	1.000	0.000	1.000	1
212	RhepEpis	1.333	2.554	20.000	0.000	8.000	5
216	Rudinagl	0.133	0.352	2.000	0.000	1.000	2
222	Scalinfl	0.200	0.414	3.000	0.000	1.000	3
223	Schicaec	1.667	2.526	25.000	0.000	8.000	7
228	Scolfrag	2.000	3.359	30.000	0.000	9.000	7
236	Sphaerin	0.333	1.047	5.000	0.000	4.000	2
241	Spiobomb	1.800	3.509	27.000	0.000	11.000	5
245	Stensp	1.400	3.562	21.000	0.000	13.000	4
246	Stheboa	0.067	0.258	1.000	0.000	1.000	1
249	Syllseto	0.133	0.352	2.000	0.000	1.000	2
253	Tanyorbi	0.067	0.258	1.000	0.000	1.000	1
254	Tellagil	0.200	0.414	3.000	0.000	1.000	3
255	Tharsp	19.000	62.356	285.000	0.000	244.000	10
256	Travcarn	3.333	5.354	50.000	0.000	18.000	9
261	Unciirro	0.867	1.302	13.000	0.000	4.000	6
263	Xantsp	0.067	0.258	1.000	0.000	1.000	1

AVERAGES:		2.530	5.254	37.957	0.000	18.163	3.5

Subgroup: Nrthwest

		Summary of 12 Samples			N= 97 Species				
No.	Name	Mean	Stand.Dev.	Sum	Minimum	Maximum	S	E	H`
1	PEC31	4.948	10.909	480.000	0.000	130.000	39	0.701	2.568

2	PEC32	5.175	9.387	502.000	0.000	100.000	41	0.789	2.931
3	PEC33	3.072	5.115	298.000	0.000	54.000	42	0.831	3.105
4	PEC34	5.577	12.863	541.000	0.000	146.000	37	0.691	2.494
5	PEC35	3.423	13.272	332.000	0.000	209.000	28	0.494	1.647
6	PEC36	1.206	4.853	117.000	0.000	77.000	18	0.532	1.539
7	PEC37	0.526	2.497	51.000	0.000	40.000	10	0.427	0.984
8	PEC38	5.330	11.036	517.000	0.000	122.000	42	0.730	2.729
9	PEC39	3.701	6.925	359.000	0.000	71.000	47	0.772	2.972
10	PEC40	2.340	7.083	227.000	0.000	97.000	23	0.615	1.929
11	PEC41	6.948	14.988	674.000	0.000	156.000	33	0.733	2.564
12	PEC42	2.588	6.750	251.000	0.000	97.000	25	0.719	2.314

AVERAGES: 3.736 8.806 362.417 0.000 108.250 32.1 0.670 2.315

Number of cells in main matrix = 1164
Percent of cells empty = 66.924
Matrix total = 4.3490E+03
Matrix mean = 3.7363E+00
Variance of totals of Samples = 3.4475E+04

S = Richness = number of non-zero elements in row
E = Evenness = $H / \ln(\text{Richness})$
H = Diversity = $-\sum (P_i \cdot \ln(P_i))$
 where P_i = importance probability in element i (element i
 relativized by row total)

Summary of 97 Species N= 12 Samples							
No.	Name	Mean	Stand.Dev.	Sum	Minimum	Maximum	S
3	Actecana	0.333	0.888	4.000	0.000	3.000	2
8	Ampevado	5.833	9.163	70.000	0.000	28.000	7
9	Ampeverr	10.667	27.454	128.000	0.000	97.000	7
11	Ampharct	0.250	0.622	3.000	0.000	2.000	2
14	Amphidae	0.167	0.577	2.000	0.000	2.000	1
18	Anadtran	0.083	0.289	1.000	0.000	1.000	1
20	Anomsimp	2.500	5.419	30.000	0.000	18.000	4
21	Anoplent	0.250	0.866	3.000	0.000	3.000	1
28	Ariccath	62.000	59.325	744.000	0.000	209.000	11
30	Aseljani	0.083	0.289	1.000	0.000	1.000	1
32	Asycelon	0.083	0.289	1.000	0.000	1.000	1
33	Autocorn	0.333	0.651	4.000	0.000	2.000	3
36	Batecath	3.833	6.520	46.000	0.000	20.000	6
38	Bivasp	0.167	0.577	2.000	0.000	2.000	1
40	Branclav	2.667	4.185	32.000	0.000	13.000	7
41	Branwell	0.833	1.337	10.000	0.000	3.000	4
47	Capisp	30.000	31.258	360.000	0.000	97.000	11
48	Caprpena	0.500	1.000	6.000	0.000	3.000	3
54	Chaeapic	0.417	0.996	5.000	0.000	3.000	2
59	Clymsp	3.917	5.946	47.000	0.000	17.000	6
61	Corosp	0.417	0.669	5.000	0.000	2.000	4
64	Crasmact	0.583	1.240	7.000	0.000	4.000	3
67	Crepforn	19.333	44.990	232.000	0.000	146.000	5
68	Crepplan	0.083	0.289	1.000	0.000	1.000	1
69	Cyatpoli	0.083	0.289	1.000	0.000	1.000	1
73	Dyspsayi	0.167	0.389	2.000	0.000	1.000	2

74	Elaslevi	0.333	0.651	4.000	0.000	2.000	3
75	Ensidire	0.167	0.389	2.000	0.000	1.000	2
78	Ericbras	2.167	5.702	26.000	0.000	20.000	4
83	Eumisang	2.417	3.753	29.000	0.000	9.000	4
88	Exogdisp	2.000	2.256	24.000	0.000	7.000	8
90	Gemmgemm	0.250	0.866	3.000	0.000	3.000	1
91	Glycdibr	0.583	2.021	7.000	0.000	7.000	1
92	Glycamer	2.500	3.060	30.000	0.000	8.000	7
95	Gobisp	0.167	0.577	2.000	0.000	2.000	1
105	Heteform	1.417	2.539	17.000	0.000	8.000	5
109	Ilyatriv	10.333	32.706	124.000	0.000	114.000	5
112	Laevsp	1.000	2.860	12.000	0.000	10.000	3
113	Lembsmit	6.917	15.163	83.000	0.000	52.000	6
115	Leptsavi	0.583	1.084	7.000	0.000	3.000	3
119	Listbarn	0.333	0.651	4.000	0.000	2.000	3
121	Lucoince	0.083	0.289	1.000	0.000	1.000	1
123	Lumbtenu	0.167	0.389	2.000	0.000	1.000	2
124	Lyonhyal	1.250	1.485	15.000	0.000	4.000	6
125	Lysialba	0.333	0.651	4.000	0.000	2.000	3
132	Melicris	4.750	6.864	57.000	0.000	18.000	5
135	Mercmerc	0.083	0.289	1.000	0.000	1.000	1
139	Micrrane	0.083	0.289	1.000	0.000	1.000	1
141	Mulilate	0.083	0.289	1.000	0.000	1.000	1
145	NemaNema	52.000	50.560	624.000	0.000	156.000	11
148	Nephpict	0.667	1.231	8.000	0.000	3.000	3
152	Neresucc	0.750	2.050	9.000	0.000	7.000	2
153	Nicosp	3.583	6.388	43.000	0.000	18.000	7
156	Nucuprox	0.250	0.622	3.000	0.000	2.000	2
157	Nucutenu	2.750	5.190	33.000	0.000	16.000	6
158	Odonfulg	0.917	1.881	11.000	0.000	6.000	3
161	OligOlig	12.083	13.372	145.000	0.000	47.000	9
163	Ophesp	0.083	0.289	1.000	0.000	1.000	1
167	OstrA	10.500	23.693	126.000	0.000	79.000	8
168	OstrB	2.333	4.355	28.000	0.000	15.000	6
171	Oxyusmit	0.917	1.240	11.000	0.000	3.000	5
172	Pagulong	0.333	0.651	4.000	0.000	2.000	3
174	Pandgoul	0.083	0.289	1.000	0.000	1.000	1
175	Panoherb	1.833	3.353	22.000	0.000	11.000	5
176	Parateni	7.917	13.318	95.000	0.000	43.000	5
181	Paraspin	10.250	15.208	123.000	0.000	43.000	7
182	Paralong	0.750	1.485	9.000	0.000	5.000	4
183	Pectgoul	0.333	0.651	4.000	0.000	2.000	3
185	Photrein	0.083	0.289	1.000	0.000	1.000	1
186	Phylaren	0.167	0.389	2.000	0.000	1.000	2
188	Pinnixa	0.250	0.452	3.000	0.000	1.000	3
199	Polylign	3.917	10.193	47.000	0.000	35.000	4
200	Polydora	3.333	6.125	40.000	0.000	18.000	5
201	Polygord	0.083	0.289	1.000	0.000	1.000	1
206	Priohete	3.583	4.926	43.000	0.000	12.000	6
208	Priopinn	0.500	1.732	6.000	0.000	6.000	1
212	RhepEpis	0.667	2.015	8.000	0.000	7.000	2
216	Rudinagl	2.750	3.279	33.000	0.000	10.000	8
223	Schicaec	1.417	3.260	17.000	0.000	11.000	3
227	Scolteta	1.000	1.954	12.000	0.000	6.000	4
228	Scolfrag	4.667	4.313	56.000	0.000	14.000	11
233	Silicost	0.167	0.577	2.000	0.000	2.000	1
235	Solevelu	0.333	0.651	4.000	0.000	2.000	3

236	Sphaerin	0.500	0.798	6.000	0.000	2.000	4
237	Sphahyst	4.083	9.199	49.000	0.000	32.000	5
238	Spiopett	2.917	4.522	35.000	0.000	14.000	5
241	Spiobomb	0.667	1.231	8.000	0.000	3.000	3
245	Stensp	3.917	8.826	47.000	0.000	29.000	6
246	Stheboa	0.167	0.577	2.000	0.000	2.000	1
247	Strebene	1.833	4.821	22.000	0.000	17.000	5
249	Syllseto	2.583	4.379	31.000	0.000	13.000	6
250	SyllGrac	0.833	2.887	10.000	0.000	10.000	1
251	Syncamer	0.083	0.289	1.000	0.000	1.000	1
253	Tanyorbi	0.250	0.622	3.000	0.000	2.000	2
254	Tellagil	4.667	3.798	56.000	1.000	11.000	12
255	Tharsp	23.667	36.315	284.000	0.000	130.000	10
261	Unciirro	1.417	2.109	17.000	0.000	6.000	5

AVERAGES:		3.736	5.742	44.835	0.010	18.722	4.0

Subgroup: Robins

		Summary of 60 Samples			N= 112 Species				
No.	Name	Mean	Stand.Dev.	Sum	Minimum	Maximum	S	E	H`
1	R01	1.170	2.685	131.000	0.000	31.000	25	0.829	2.669
2	R02	2.464	5.732	276.000	0.000	48.000	30	0.766	2.606
3	R03	1.554	3.640	174.000	0.000	34.000	27	0.771	2.541
4	R04	3.545	7.668	397.000	0.000	73.000	34	0.770	2.716
5	R05	1.482	2.892	166.000	0.000	23.000	25	0.870	2.800
6	R06	2.536	4.910	284.000	0.000	40.000	34	0.825	2.910
7	R07	2.786	8.943	312.000	0.000	112.000	25	0.638	2.053
8	R08	4.634	16.023	519.000	0.000	236.000	25	0.620	1.996
9	R09	1.714	3.255	192.000	0.000	28.000	30	0.851	2.896
10	R10	2.000	4.254	224.000	0.000	40.000	30	0.802	2.726
11	R11	2.750	7.400	308.000	0.000	97.000	26	0.732	2.386
12	R12	1.670	3.891	187.000	0.000	35.000	23	0.800	2.509
13	R13	3.973	11.169	445.000	0.000	126.000	34	0.651	2.297
14	R14	2.661	6.562	298.000	0.000	66.000	28	0.741	2.468
15	R15	2.152	6.586	241.000	0.000	96.000	25	0.706	2.273
16	R16	1.938	6.116	217.000	0.000	88.000	21	0.704	2.145
17	R17	1.223	3.261	137.000	0.000	38.000	21	0.774	2.355
18	R18	1.348	3.221	151.000	0.000	29.000	20	0.814	2.437
19	R19	1.464	3.235	164.000	0.000	31.000	24	0.831	2.641
20	R20	1.527	3.382	171.000	0.000	35.000	25	0.825	2.657
21	R21	2.188	6.747	245.000	0.000	93.000	23	0.699	2.190
22	R22	2.571	7.395	288.000	0.000	93.000	21	0.717	2.182
23	R23	3.259	8.798	365.000	0.000	113.000	29	0.716	2.410
24	R24	2.018	5.343	226.000	0.000	61.000	26	0.734	2.390
25	R25	2.393	6.329	268.000	0.000	74.000	23	0.748	2.344
26	R26	1.402	4.315	157.000	0.000	47.000	18	0.705	2.037
27	R27	1.259	2.874	141.000	0.000	31.000	23	0.834	2.616
28	R28	1.143	3.315	128.000	0.000	47.000	24	0.742	2.357
29	R29	2.402	8.735	269.000	0.000	135.000	30	0.621	2.112
30	R30	2.098	6.438	235.000	0.000	92.000	25	0.686	2.207
31	R31	1.027	3.977	115.000	0.000	60.000	17	0.617	1.748
32	R32	2.446	7.506	274.000	0.000	91.000	23	0.699	2.191

33	R33	2.062	5.050	231.000	0.000	54.000	24	0.781	2.483
34	R34	1.696	3.814	190.000	0.000	33.000	20	0.840	2.516
35	R35	2.062	5.050	231.000	0.000	54.000	24	0.781	2.483
36	R36	1.973	5.011	221.000	0.000	65.000	22	0.801	2.477
37	R37	1.482	3.346	166.000	0.000	30.000	24	0.812	2.579
38	R38	3.018	5.690	338.000	0.000	41.000	31	0.841	2.887
39	R39	1.830	3.497	205.000	0.000	29.000	28	0.865	2.882
40	R40	2.527	6.511	283.000	0.000	88.000	31	0.751	2.579
41	R41	3.134	9.063	351.000	0.000	122.000	30	0.682	2.320
42	R42	3.304	11.643	370.000	0.000	175.000	27	0.624	2.056
43	R43	3.455	8.462	387.000	0.000	80.000	31	0.739	2.538
44	R44	3.696	9.662	414.000	0.000	123.000	38	0.696	2.533
45	R45	2.036	5.789	228.000	0.000	66.000	29	0.713	2.400
46	R46	2.152	5.729	241.000	0.000	77.000	26	0.753	2.452
47	R47	2.866	7.782	321.000	0.000	99.000	25	0.735	2.367
48	R48	2.295	4.907	257.000	0.000	45.000	30	0.787	2.677
49	R49	0.661	1.335	74.000	0.000	12.000	22	0.893	2.761
50	R50	2.188	6.593	245.000	0.000	77.000	25	0.688	2.213
51	R51	3.857	9.923	432.000	0.000	111.000	29	0.729	2.453
52	R52	2.973	7.323	333.000	0.000	75.000	25	0.745	2.398
53	R53	1.241	3.854	139.000	0.000	56.000	22	0.723	2.234
54	R54	4.518	11.800	506.000	0.000	157.000	33	0.729	2.550
55	R55	2.589	9.468	290.000	0.000	144.000	22	0.627	1.939
56	R56	5.196	18.801	582.000	0.000	278.000	21	0.610	1.858
57	R57	5.161	13.872	578.000	0.000	131.000	22	0.722	2.233
58	R58	6.250	17.173	700.000	0.000	208.000	28	0.679	2.263
59	R59	3.107	9.872	348.000	0.000	148.000	26	0.694	2.260
60	R60	5.214	13.856	584.000	0.000	176.000	36	0.695	2.491

AVERAGES: 2.522 6.858 282.500 0.000 83.283 26.1 0.743 2.412

Number of cells in main matrix = 6720
Percent of cells empty = 76.711
Matrix total = 1.6950E+04
Matrix mean = 2.5223E+00
Variance of totals of Samples = 1.7181E+04

S = Richness = number of non-zero elements in row
E = Evenness = H / ln (Richness)
H = Diversity = - sum (Pi*ln(Pi))
 where Pi = importance probability in element i (element i
 relativized by row total)

Summary of 112 Species					N= 60 Samples		
No.	Name	Mean	Stand.Dev.	Sum	Minimum	Maximum	S
3	Actecana	9.083	8.532	545.000	0.000	40.000	52
6	Ampeabdi	1.017	2.021	61.000	0.000	11.000	19
7	Ampesp	1.600	3.436	96.000	0.000	17.000	19
8	Ampevado	0.133	1.033	8.000	0.000	8.000	1
9	Ampeverr	0.367	1.414	22.000	0.000	7.000	4
14	Amphtdae	0.050	0.220	3.000	0.000	1.000	3
18	Anadtran	0.800	3.080	48.000	0.000	22.000	9
20	Anomsimp	0.117	0.585	7.000	0.000	4.000	3
22	Anoppeti	1.150	2.550	69.000	0.000	16.000	24

23	Anthsp	0.333	0.655	20.000	0.000	2.000	14
26	Arabsp	0.017	0.129	1.000	0.000	1.000	1
27	Arcisp	0.067	0.406	4.000	0.000	3.000	2
35	Balasp	1.550	6.944	93.000	0.000	48.000	5
36	Batecath	0.550	1.808	33.000	0.000	11.000	9
38	Bivasp	0.033	0.258	2.000	0.000	2.000	1
39	Bracsp	0.017	0.129	1.000	0.000	1.000	1
42	Busycana	0.017	0.129	1.000	0.000	1.000	1
45	Cabiince	0.033	0.181	2.000	0.000	1.000	2
48	Caprpena	0.033	0.258	2.000	0.000	2.000	1
49	Carahobs	16.017	33.003	961.000	0.000	208.000	43
50	Carisp	0.017	0.129	1.000	0.000	1.000	1
55	Chaesp	0.017	0.129	1.000	0.000	1.000	1
56	Chaevvari	0.100	0.303	6.000	0.000	1.000	6
58	Cirrsp_A	1.700	4.644	102.000	0.000	32.000	24
60	Clymtorq	0.267	0.634	16.000	0.000	3.000	11
61	Corosp	0.017	0.129	1.000	0.000	1.000	1
62	Cosslong	0.083	0.279	5.000	0.000	1.000	5
63	Cransept	0.017	0.129	1.000	0.000	1.000	1
66	Crepconv	0.950	5.277	57.000	0.000	36.000	3
68	Crepplan	0.650	1.876	39.000	0.000	12.000	11
71	Dipoquad	0.017	0.129	1.000	0.000	1.000	1
75	Ensidire	0.117	0.415	7.000	0.000	2.000	5
76	Entesp	0.183	0.567	11.000	0.000	3.000	7
82	Eteosp	0.033	0.181	2.000	0.000	1.000	2
83	Eumisang	0.283	0.715	17.000	0.000	3.000	10
88	Exogdisp	0.500	1.127	30.000	0.000	7.000	16
89	Gastsp	0.317	2.095	19.000	0.000	16.000	2
90	Gemmgemm	0.033	0.258	2.000	0.000	2.000	1
92	Glycamer	0.550	0.790	33.000	0.000	3.000	23
93	Glycsp	0.167	0.376	10.000	0.000	1.000	10
94	Glycsoli	18.117	10.797	1087.000	0.000	43.000	59
97	Gonisp	0.017	0.129	1.000	0.000	1.000	1
100	Hamisoli	0.033	0.181	2.000	0.000	1.000	2
104	Hetefili	0.033	0.181	2.000	0.000	1.000	2
106	Holosp	0.433	1.047	26.000	0.000	5.000	12
107	Hydrdian	0.117	0.454	7.000	0.000	2.000	4
108	Ilyaobso	0.033	0.258	2.000	0.000	2.000	1
109	Ilyatriv	1.317	9.546	79.000	0.000	74.000	6
120	Loimmedu	1.550	2.070	93.000	0.000	7.000	29
124	Lyonhyal	0.950	2.432	57.000	0.000	13.000	17
126	Macotent	47.317	53.228	2839.000	0.000	278.000	58
127	Macrzona	3.700	4.767	222.000	0.000	19.000	47
129	Marpsang	0.033	0.181	2.000	0.000	1.000	2
131	Mediambi	16.650	23.891	999.000	0.000	99.000	52
133	Melimacu	1.367	2.792	82.000	0.000	15.000	22
134	Meliniti	0.133	1.033	8.000	0.000	8.000	1
135	Mercmerc	4.483	11.509	269.000	0.000	51.000	23
141	Mulilate	2.567	6.352	154.000	0.000	45.000	28
143	Mytisp	0.017	0.129	1.000	0.000	1.000	1
146	NemeNeme	4.233	4.077	254.000	0.000	22.000	54
147	Nephsp	0.167	0.526	10.000	0.000	3.000	7
149	Neptinci	1.433	1.798	86.000	0.000	9.000	39
150	Neresp	0.017	0.129	1.000	0.000	1.000	1
154	Notospin	0.017	0.129	1.000	0.000	1.000	1
155	Notosp_A	10.000	10.220	600.000	0.000	36.000	41
156	Nucuprox	21.917	18.188	1315.000	0.000	89.000	59

158	Odonfulg	0.300	1.476	18.000	0.000	11.000	5
159	Odosengo	0.017	0.129	1.000	0.000	1.000	1
160	Odossp	0.350	0.799	21.000	0.000	4.000	13
161	OligOlig	14.083	34.741	845.000	0.000	236.000	47
166	Orbindae	0.083	0.334	5.000	0.000	2.000	4
170	Owenfusi	0.567	0.963	34.000	0.000	4.000	21
171	Oxyusmit	0.317	0.624	19.000	0.000	3.000	15
173	Pagusp	0.050	0.220	3.000	0.000	1.000	3
174	Pandgoul	0.383	1.121	23.000	0.000	6.000	9
176	Parateni	0.200	1.219	12.000	0.000	9.000	2
177	Paralute	0.017	0.129	1.000	0.000	1.000	1
182	Paralong	0.250	1.348	15.000	0.000	10.000	4
183	Pectgoul	8.100	6.981	486.000	0.000	32.000	53
186	Phylaren	0.300	0.720	18.000	0.000	4.000	13
190	Pinnther	0.150	0.444	9.000	0.000	2.000	7
194	Podalevi	0.850	1.325	51.000	0.000	5.000	26
198	Polycirr	0.017	0.129	1.000	0.000	1.000	1
201	Polygord	0.033	0.258	2.000	0.000	2.000	1
202	Polynoid	0.867	1.334	52.000	0.000	5.000	25
203	Polygibb	0.083	0.279	5.000	0.000	1.000	5
207	Prioperk	0.100	0.477	6.000	0.000	3.000	3
208	Priopinn	43.417	41.681	2605.000	0.000	175.000	57
211	Proccorn	0.050	0.287	3.000	0.000	2.000	2
213	Rhephuds	0.033	0.258	2.000	0.000	2.000	1
214	Rictpunc	1.217	1.427	73.000	0.000	5.000	33
217	Sabaelon	2.117	5.412	127.000	0.000	35.000	30
218	Sabemicr	0.067	0.516	4.000	0.000	4.000	1
219	Sabevulg	0.300	1.154	18.000	0.000	8.000	7
220	Sabesp	0.267	1.436	16.000	0.000	10.000	3
221	Sacckowa	0.017	0.129	1.000	0.000	1.000	1
225	Scolelsp	0.017	0.129	1.000	0.000	1.000	1
229	Scolopsp	0.117	0.904	7.000	0.000	7.000	1
234	Sipusp	0.417	1.239	25.000	0.000	7.000	12
239	Spiosp	0.033	0.258	2.000	0.000	2.000	1
240	Spiocost	0.850	1.363	51.000	0.000	7.000	26
241	Spiobomb	0.067	0.312	4.000	0.000	2.000	3
243	Stelsp	7.550	7.275	453.000	0.000	27.000	45
246	Stheboa	0.050	0.220	3.000	0.000	1.000	3
247	Strebene	0.117	0.415	7.000	0.000	2.000	5
252	Tagesp	0.117	0.585	7.000	0.000	4.000	3
254	Tellagil	1.183	3.476	71.000	0.000	16.000	11
255	Tharsp	12.383	23.839	743.000	0.000	113.000	45
257	Turbelsp	2.900	3.865	174.000	0.000	20.000	41
258	Turbinte	5.850	14.163	351.000	0.000	91.000	33
260	Turrsp	0.050	0.220	3.000	0.000	1.000	3
263	Xantsp	0.550	1.171	33.000	0.000	5.000	14

AVERAGES:		2.522	3.748	151.339	0.000	20.107	14.0

Subgroup: Shelter

Summary of 70 Samples N= 155 Species

No.	Name	Mean	Stand.Dev.	Sum	Minimum	Maximum	S	E	H`
-----	------	------	------------	-----	---------	---------	---	---	----

1	S01	1.161	3.661	180.000	0.000	40.000	24	0.813	2.583
2	S02	6.523	46.123	1011.000	0.000	740.000	23	0.376	1.180
3	S03	5.581	18.839	865.000	0.000	218.000	31	0.719	2.471
4	S04	4.135	19.606	641.000	0.000	295.000	25	0.620	1.997
5	S05	5.935	29.092	920.000	0.000	343.000	34	0.545	1.921
6	S06	8.510	59.059	1319.000	0.000	910.000	25	0.323	1.038
7	S07	7.239	47.139	1122.000	0.000	752.000	31	0.426	1.464
8	S08	11.026	64.974	1709.000	0.000	896.000	26	0.420	1.367
9	S09	9.181	54.714	1423.000	0.000	726.000	32	0.392	1.359
10	S10	8.568	62.539	1328.000	0.000	1005.000	25	0.345	1.109
11	S11	1.819	8.990	282.000	0.000	140.000	21	0.664	2.022
12	S12	3.161	26.759	490.000	0.000	433.000	22	0.206	0.636
13	S13	87.819	778.220	13612.000	0.000	12595.000	19	0.125	0.369
14	S14	36.929	320.787	5724.000	0.000	5189.000	16	0.160	0.444
15	S15	1.910	7.684	296.000	0.000	90.000	17	0.718	2.033
16	S16	1.716	6.387	266.000	0.000	70.000	20	0.737	2.207
17	S17	1.645	7.705	255.000	0.000	109.000	15	0.673	1.823
18	S18	0.652	5.038	101.000	0.000	81.000	6	0.436	0.781
19	S19	3.058	23.743	474.000	0.000	383.000	19	0.310	0.913
20	S20	4.374	26.749	678.000	0.000	411.000	28	0.443	1.475
21	S21	1.929	7.802	299.000	0.000	98.000	26	0.672	2.188
22	S22	3.503	18.000	543.000	0.000	266.000	38	0.503	1.830
23	S23	2.832	11.714	439.000	0.000	157.000	29	0.676	2.276
24	S24	2.652	11.758	411.000	0.000	179.000	38	0.636	2.313
25	S25	3.032	14.803	470.000	0.000	198.000	20	0.577	1.730
26	S26	2.413	9.875	374.000	0.000	124.000	35	0.640	2.275
27	S27	6.335	41.096	982.000	0.000	662.000	41	0.449	1.668
28	S28	3.213	21.796	498.000	0.000	351.000	32	0.423	1.467
29	S29	2.632	13.265	408.000	0.000	161.000	20	0.581	1.742
30	S30	2.174	12.355	337.000	0.000	174.000	19	0.510	1.501
31	S31	2.826	13.470	438.000	0.000	128.000	28	0.524	1.745
32	S32	3.226	18.302	500.000	0.000	284.000	28	0.505	1.681
33	S33	3.587	15.454	556.000	0.000	204.000	36	0.606	2.173
34	S34	1.252	4.700	194.000	0.000	60.000	34	0.714	2.519
35	S35	6.006	31.671	931.000	0.000	416.000	22	0.496	1.532
36	S36	2.929	14.844	454.000	0.000	211.000	27	0.538	1.775
37	S37	1.555	7.644	241.000	0.000	102.000	25	0.592	1.905
38	S38	3.413	18.358	529.000	0.000	260.000	24	0.496	1.576
39	S39	3.484	18.599	540.000	0.000	268.000	31	0.518	1.780
40	S40	2.323	7.083	360.000	0.000	79.000	39	0.747	2.737
41	S41	0.716	2.892	111.000	0.000	32.000	17	0.735	2.083
42	S42	0.619	2.297	96.000	0.000	31.000	20	0.781	2.339
43	S43	0.697	2.590	108.000	0.000	35.000	16	0.813	2.254
44	S44	0.942	5.787	146.000	0.000	92.000	18	0.536	1.549
45	S45	0.813	3.259	126.000	0.000	44.000	24	0.717	2.279
46	S46	1.587	7.729	246.000	0.000	119.000	26	0.635	2.068
47	S47	0.374	1.845	58.000	0.000	28.000	16	0.695	1.926
48	S48	0.419	1.252	65.000	0.000	11.000	18	0.881	2.548
49	S49	0.458	2.105	71.000	0.000	29.000	12	0.734	1.823
50	S50	0.677	3.347	105.000	0.000	42.000	10	0.666	1.532
51	S51	0.323	1.372	50.000	0.000	15.000	11	0.793	1.902
52	S52	0.271	1.276	42.000	0.000	18.000	11	0.747	1.791
53	S53	1.529	3.983	237.000	0.000	38.000	41	0.807	2.997
54	S54	0.529	2.755	82.000	0.000	43.000	19	0.651	1.917
55	S55	4.761	18.687	738.000	0.000	230.000	28	0.659	2.197
56	S56	3.768	13.854	584.000	0.000	159.000	27	0.708	2.332
57	S57	1.535	5.850	238.000	0.000	76.000	24	0.729	2.318

58 S58	2.884	11.087	447.000	0.000	150.000	25	0.711	2.288
59 S59	1.987	7.404	308.000	0.000	77.000	16	0.761	2.110
60 S60	5.439	18.536	843.000	0.000	206.000	29	0.705	2.374
61 S61	2.232	9.798	346.000	0.000	136.000	30	0.635	2.159
62 S62	1.135	3.541	176.000	0.000	32.000	24	0.797	2.533
63 S63	5.613	28.450	870.000	0.000	434.000	28	0.570	1.900
64 S64	2.697	9.336	418.000	0.000	120.000	24	0.758	2.410
65 S65	3.297	22.390	511.000	0.000	353.000	18	0.401	1.158
66 S66	5.826	45.733	903.000	0.000	739.000	17	0.315	0.892
67 S67	1.619	5.750	251.000	0.000	81.000	37	0.738	2.665
68 S68	2.052	6.200	318.000	0.000	46.000	30	0.768	2.612
69 S69	1.806	6.970	280.000	0.000	87.000	31	0.675	2.319
70 S70	0.974	3.098	151.000	0.000	39.000	29	0.786	2.646

AVERAGES: 4.712 31.280 730.357 0.000 476.429 24.7 0.597 1.879

Number of cells in main matrix = 10850
Percent of cells empty = 84.083
Matrix total = 5.1125E+04
Matrix mean = 4.7120E+00
Variance of totals of Samples = 2.9642E+06

S = Richness = number of non-zero elements in row
E = Evenness = H / ln (Richness)
H = Diversity = - sum (Pi*ln(Pi))
 where Pi = importance probability in element i (element i
 relativized by row total)

Summary of 155 Species N= 70 Samples

No.	Name	Mean	Stand.Dev.	Sum	Minimum	Maximum	S
1	Acaninte	1.629	6.499	114.000	0.000	42.000	6
2	Acanmill	0.143	0.839	10.000	0.000	5.000	2
4	Actiniar	0.014	0.120	1.000	0.000	1.000	1
5	Actinoth	0.014	0.120	1.000	0.000	1.000	1
8	Ampevado	1.943	4.439	136.000	0.000	21.000	28
9	Ampeverr	1.971	5.432	138.000	0.000	27.000	18
10	Amphacut	0.057	0.289	4.000	0.000	2.000	3
11	Ampharct	0.086	0.371	6.000	0.000	2.000	4
13	Amphsp	0.014	0.120	1.000	0.000	1.000	1
14	Amphtdae	0.100	0.386	7.000	0.000	2.000	5
15	Amphabdi	0.014	0.120	1.000	0.000	1.000	1
16	Ampirubr	0.286	1.156	20.000	0.000	7.000	6
18	Anadtran	0.600	1.366	42.000	0.000	6.000	18
19	Ancidepr	0.014	0.120	1.000	0.000	1.000	1
20	Anomsimp	0.143	0.546	10.000	0.000	4.000	7
24	Antisars	0.143	0.873	10.000	0.000	7.000	3
25	Arabiric	0.086	0.282	6.000	0.000	1.000	6
28	Ariccath	12.771	20.902	894.000	0.000	133.000	50
29	Asabocul	0.114	0.498	8.000	0.000	3.000	4
32	Asycelon	0.057	0.376	4.000	0.000	3.000	2
33	Autocorn	0.143	0.460	10.000	0.000	2.000	7
34	Balabala	0.043	0.266	3.000	0.000	2.000	2
35	Balasp	1.243	10.398	87.000	0.000	87.000	1
36	Batecath	20.714	61.531	1450.000	0.000	434.000	51

37	Bathquod	0.029	0.168	2.000	0.000	1.000	2
41	Branwell	4.071	10.313	285.000	0.000	49.000	33
43	Busycari	0.014	0.120	1.000	0.000	1.000	1
47	Capisp	9.057	22.445	634.000	0.000	120.000	40
48	Caprpena	1.786	5.327	125.000	0.000	30.000	15
51	Caudaren	0.029	0.168	2.000	0.000	1.000	2
53	Cerigree	0.014	0.120	1.000	0.000	1.000	1
54	Chaeapic	0.086	0.329	6.000	0.000	2.000	5
57	Cirrgran	0.014	0.120	1.000	0.000	1.000	1
59	Clymsp	1.157	3.317	81.000	0.000	18.000	22
61	Corosp	0.143	0.967	10.000	0.000	8.000	3
64	Crasmact	0.900	1.687	63.000	0.000	9.000	25
65	Crasvirg	0.014	0.120	1.000	0.000	1.000	1
67	Crepforn	36.571	54.272	2560.000	0.000	274.000	49
68	Crepplan	0.429	1.379	30.000	0.000	8.000	10
69	Cyatpoli	0.129	0.700	9.000	0.000	5.000	3
70	Diopcupr	0.086	0.329	6.000	0.000	2.000	5
72	Drillong	0.057	0.234	4.000	0.000	1.000	4
73	Dyspsayi	0.129	0.588	9.000	0.000	4.000	4
74	Elaslevi	8.786	28.459	615.000	0.000	206.000	30
75	Ensidire	0.029	0.168	2.000	0.000	1.000	2
78	Ericbras	0.314	1.136	22.000	0.000	6.000	6
79	Ericrubr	0.043	0.359	3.000	0.000	3.000	1
80	Ericsp	0.714	2.709	50.000	0.000	20.000	10
81	Eteolact	0.029	0.168	2.000	0.000	1.000	2
82	Eteosp	0.014	0.120	1.000	0.000	1.000	1
83	Eumisang	1.571	2.902	110.000	0.000	18.000	36
84	Euplcaud	0.014	0.120	1.000	0.000	1.000	1
85	Eusphero	0.043	0.266	3.000	0.000	2.000	2
86	Euspimac	1.000	2.414	70.000	0.000	11.000	19
88	Exogdisp	4.971	7.574	348.000	0.000	41.000	45
89	Gastsp	0.043	0.266	3.000	0.000	2.000	2
90	Gemmgemm	8.914	32.322	624.000	0.000	174.000	11
92	Glycamer	0.986	2.190	69.000	0.000	12.000	24
93	Glycsp	0.014	0.120	1.000	0.000	1.000	1
95	Gobisp	0.029	0.168	2.000	0.000	1.000	2
96	Golfsp	0.071	0.354	5.000	0.000	2.000	3
97	Gonisp	0.014	0.120	1.000	0.000	1.000	1
98	Gyptvitt	0.029	0.239	2.000	0.000	2.000	1
99	Haloprod	0.243	1.109	17.000	0.000	8.000	5
105	Heteform	5.871	14.913	411.000	0.000	88.000	36
107	Hydrdian	0.029	0.239	2.000	0.000	2.000	1
109	Ilyatriv	0.014	0.120	1.000	0.000	1.000	1
110	Isopsp	0.443	1.400	31.000	0.000	7.000	8
113	Lembsmit	15.943	26.739	1116.000	0.000	123.000	52
114	Lepisqua	0.043	0.266	3.000	0.000	2.000	2
115	Leptsavi	0.800	3.077	56.000	0.000	18.000	9
118	LibiEmar	0.029	0.168	2.000	0.000	1.000	2
119	Listbarn	0.057	0.289	4.000	0.000	2.000	3
121	Lucoince	0.114	0.401	8.000	0.000	2.000	6
123	Lumbtenu	1.357	3.780	95.000	0.000	24.000	15
124	Lyonhyal	0.114	0.320	8.000	0.000	1.000	8
125	Lysialba	0.043	0.359	3.000	0.000	3.000	1
128	Marpbell	0.057	0.376	4.000	0.000	3.000	2
129	Marpsang	0.057	0.289	4.000	0.000	2.000	3
130	Marpsp	0.014	0.120	1.000	0.000	1.000	1
132	Melicris	0.057	0.289	4.000	0.000	2.000	3

135	Mercmerc	0.029	0.168	2.000	0.000	1.000	2
137	Micrsp	0.071	0.310	5.000	0.000	2.000	4
138	Micraber	0.243	0.984	17.000	0.000	5.000	5
140	Mitrluna	0.029	0.239	2.000	0.000	2.000	1
141	Mulilate	0.014	0.120	1.000	0.000	1.000	1
144	Natisp	0.057	0.336	4.000	0.000	2.000	2
145	NemaNema	406.543	1610.598	28458.000	0.000	12595.000	66
146	NemeNeme	1.614	7.272	113.000	0.000	45.000	8
148	Nephpict	2.486	3.211	174.000	0.000	14.000	42
151	Nerearen	0.014	0.120	1.000	0.000	1.000	1
152	Neresucc	0.714	1.695	50.000	0.000	9.000	23
153	Nicosp	1.771	6.286	124.000	0.000	38.000	14
156	Nucuprox	2.057	4.138	144.000	0.000	20.000	30
157	Nucutenu	0.743	2.269	52.000	0.000	15.000	15
158	Odonfulg	0.243	0.788	17.000	0.000	4.000	9
161	OligOlig	62.157	177.516	4351.000	0.000	910.000	57
162	Onupquad	0.043	0.359	3.000	0.000	3.000	1
163	Ophesp	1.614	6.893	113.000	0.000	37.000	6
165	Orbinia	0.014	0.120	1.000	0.000	1.000	1
167	OstrA	1.357	2.934	95.000	0.000	11.000	27
168	OstrB	0.200	0.672	14.000	0.000	4.000	7
171	Oxyusmit	0.586	1.419	41.000	0.000	9.000	17
172	Pagulong	0.229	0.569	16.000	0.000	3.000	12
174	Pandgoul	0.129	0.378	9.000	0.000	2.000	8
175	Panoherb	3.829	5.687	268.000	0.000	23.000	40
176	Parateni	0.643	1.873	45.000	0.000	8.000	10
180	Parafulg	0.443	3.352	31.000	0.000	28.000	3
182	Paralong	18.571	79.133	1300.000	0.000	605.000	41
183	Pectgoul	0.171	0.780	12.000	0.000	6.000	6
184	Perilean	0.371	1.803	26.000	0.000	14.000	6
186	Phylaren	0.086	0.442	6.000	0.000	3.000	3
188	Pinnixa	0.243	0.576	17.000	0.000	2.000	12
189	Pinnostr	0.014	0.120	1.000	0.000	1.000	1
191	Pistpalm	0.214	1.089	15.000	0.000	8.000	4
192	Pleuglab	0.729	5.503	51.000	0.000	46.000	4
193	Podaobsc	0.014	0.120	1.000	0.000	1.000	1
195	Policonc	0.043	0.266	3.000	0.000	2.000	2
200	Polydora	1.557	3.492	109.000	0.000	20.000	34
201	Polygord	1.743	5.584	122.000	0.000	31.000	12
204	Potanegl	0.014	0.120	1.000	0.000	1.000	1
205	Priocris	0.014	0.120	1.000	0.000	1.000	1
206	Priohete	1.957	4.832	137.000	0.000	26.000	24
209	Priosp	0.671	3.058	47.000	0.000	22.000	6
210	Probholm	0.014	0.120	1.000	0.000	1.000	1
212	RhepEpis	2.214	4.093	155.000	0.000	25.000	36
215	Rithharr	0.014	0.120	1.000	0.000	1.000	1
216	Rudinagl	1.771	5.831	124.000	0.000	35.000	20
218	Sabemicr	0.029	0.239	2.000	0.000	2.000	1
222	Scalinfl	0.014	0.120	1.000	0.000	1.000	1
223	Schicaec	1.429	4.389	100.000	0.000	24.000	16
224	Schirudo	0.057	0.376	4.000	0.000	3.000	2
227	Scoltexas	0.014	0.120	1.000	0.000	1.000	1
228	Scolfrag	3.771	5.357	264.000	0.000	20.000	43
230	Seiladam	0.043	0.266	3.000	0.000	2.000	2
231	Sigaaren	0.043	0.204	3.000	0.000	1.000	3
236	Sphaerin	2.014	5.353	141.000	0.000	32.000	28
237	Sphahyst	1.614	4.311	113.000	0.000	26.000	17

238	Spiopett	0.057	0.234	4.000	0.000	1.000	4
241	Spiobomb	0.800	1.699	56.000	0.000	10.000	21
242	Spissoli	0.286	0.950	20.000	0.000	7.000	11
244	Stenminu	0.014	0.120	1.000	0.000	1.000	1
245	Stensp	0.214	1.361	15.000	0.000	11.000	3
246	Stheboa	0.129	0.414	9.000	0.000	2.000	7
247	Strebene	0.014	0.120	1.000	0.000	1.000	1
248	Syllsp	0.029	0.239	2.000	0.000	2.000	1
249	Syllseto	0.600	1.922	42.000	0.000	13.000	12
250	SyllGrac	0.043	0.266	3.000	0.000	2.000	2
251	Syncamer	0.014	0.120	1.000	0.000	1.000	1
254	Tellagil	3.043	10.512	213.000	0.000	64.000	36
255	Tharsp	45.871	80.025	3211.000	0.000	416.000	58
256	Travcarn	1.814	12.175	127.000	0.000	101.000	8
261	Unciirro	0.057	0.376	4.000	0.000	3.000	2
262	Unidsp	0.043	0.204	3.000	0.000	1.000	3
263	Xantsp	0.029	0.168	2.000	0.000	1.000	2

AVERAGES:		4.712	15.779	329.839	0.000	113.032	11.1

Compact Data File Summary by Region

				Group: Flanders
				Sample unit: PEC01
Value	Code	Species		Code Name
1.00	167	Amphioplus abditus		Amphabdi
27.00	2	Capitella sp		Capisp
2.00	6	Clymenella sp		Clymsp
1.00	140	Glycera americana		Glycamer
1.00	145	Gyptis vittata		Gyptvitt
2.00	98	Harmothoe extenuata		Harmexte
6.00	80	Nematoda		NemaNema
1.00	7	Nephtys picta		Nephpict
1.00	1	Oligochaeta		OligOlig
4.00	82	Ostracod A		OstrA
4.00	83	Ostracod B		OstrB
40.00	67	Periploma leanum		Perilean
2.00	59	Pinnixa sp		Pinnixa
28.00	16	Polydora sp		Polydora
36.00	97	Prionospio pinnata		Priopinn
2.00	25	Tharyx sp		Tharsp
1.00	99	Turbellaria sp		Turbelsp

				Group: Flanders
				Sample unit: PEC02
Value	Code	Species		Code Name
552.00	2	Capitella sp		Capisp
1.00	6	Clymenella sp		Clymsp
21.00	140	Glycera americana		Glycamer

1.00	145	Gyptis vittata	Gyptvitt
132.00	80	Nematoda	NemaNema
152.00	1	Oligochaeta	OligOlig
1.00	82	Ostracod A	OstrA
11.00	83	Ostracod B	OstrB
5.00	16	Polydora sp	Polydora
12.00	25	Tharyx sp	Tharsp
2.00	30	Ampelisca vadorum	Ampevado
1.00	170	Ampithoe valida	Ampivali
3.00	62	Anadara transversa	Anadtran
2.00	61	Anomia simplex	Anomsimp
19.00	79	Balanus sp	Balasp
6.00	46	Batea catharinensis	Batecath
1.00	19	Brania wellfleetensis	Branwell
2.00	163	Crassostrea virginica	Crasvirg
148.00	75	Crepidula fornicata	Crepforn
5.00	76	Crepidula plana	Crepplan
1.00	133	Eteone lactea	Eteolact
6.00	13	Eumida sanguinea	Eumisang
2.00	20	Exogone dispar	Exogdisp
3.00	95	Gobiosoma sp	Gobisp
1.00	161	Ilyanassa trivittata	Ilyatriv
4.00	33	Lembos smithi	Lembsmit
1.00	160	Melinna cristata	Melicris
5.00	42	Melita nitida	Meliniti
1.00	4	Odontosyllis fulgurans	Odonfulg
1.00	53	Panopeus herbstii	Panoherb
1.00	107	Pectinaria gouldii	Pectgoul
1.00	123	Podarke obscura	Podaobsc
2.00	131	Prionospio heterobranchia	Priohete
1.00	105	Rudilemboides naglei	Rudinagl
2.00	23	Sphaerosyllis hystrix	Sphahyst
3.00	166	Streblospio benedicti	Strebene

Group: Flanders
Sample unit: PEC03

Value	Code	Species	Code Name
91.00	2	Capitella sp	Capisp
11.00	140	Glycera americana	Glycamer
78.00	80	Nematoda	NemaNema
51.00	1	Oligochaeta	OligOlig
2.00	16	Polydora sp	Polydora
1.00	30	Ampelisca vadorum	Ampevado
1.00	62	Anadara transversa	Anadtran
7.00	61	Anomia simplex	Anomsimp
8.00	79	Balanus sp	Balasp
4.00	46	Batea catharinensis	Batecath
157.00	75	Crepidula fornicata	Crepforn
5.00	76	Crepidula plana	Crepplan
9.00	13	Eumida sanguinea	Eumisang
3.00	20	Exogone dispar	Exogdisp
3.00	95	Gobiosoma sp	Gobisp
8.00	33	Lembos smithi	Lembsmit
4.00	53	Panopeus herbstii	Panoherb

2.00	123	Podarke obscura	Podaobsc
1.00	23	Sphaerosyllis hystrix	Sphahyst
1.00	39	Erichthonius sp	Ericsp
1.00	171	Mya arenaria	Myaaren

Group: Flanders
Sample unit: PEC04

Value	Code	Species	Code Name
360.00	2	Capitella sp	Capisp
1.00	6	Clymenella sp	Clymsp
28.00	140	Glycera americana	Glycamer
290.00	80	Nematoda	NemaNema
15.00	1	Oligochaeta	OligOlig
2.00	82	Ostracod A	OstrA
2.00	83	Ostracod B	OstrB
1.00	97	Prionospio pinnata	Priopinn
7.00	25	Tharyx sp	Tharsp
3.00	30	Ampelisca vadorum	Ampevado
1.00	133	Eteone lactea	Eteolact
2.00	13	Eumida sanguinea	Eumisang
2.00	20	Exogone dispar	Exogdisp
9.00	33	Lembos smithi	Lembsmit
6.00	160	Melinna cristata	Melicris
4.00	42	Melita nitida	Meliniti
1.00	4	Odontosyllis fulgurans	Odonfulg
2.00	53	Panopeus herbstii	Panoherb
2.00	123	Podarke obscura	Podaobsc
3.00	131	Prionospio heterobranchia	Priohete
8.00	105	Rudilemboides naglei	Rudinagl
13.00	23	Sphaerosyllis hystrix	Sphahyst
2.00	11	Aricidea catherinae	Ariccath
2.00	44	Rhepoxynius Epistomus	RhepEpis
5.00	22	Sphaerosyllis erinaceus	Sphaerin
1.00	69	Tellina agilis	Tellagil

Group: Flanders
Sample unit: PEC05

Value	Code	Species	Code Name
200.00	2	Capitella sp	Capisp
1.00	140	Glycera americana	Glycamer
93.00	80	Nematoda	NemaNema
37.00	1	Oligochaeta	OligOlig
1.00	97	Prionospio pinnata	Priopinn
23.00	25	Tharyx sp	Tharsp
1.00	30	Ampelisca vadorum	Ampevado
6.00	19	Brania wellfleetensis	Branwell
1.00	131	Prionospio heterobranchia	Priohete
73.00	166	Streblospio benedicti	Strebene
19.00	11	Aricidea catherinae	Ariccath
8.00	69	Tellina agilis	Tellagil
15.00	71	Gemma gemma	Gemmagemm

5.00	191	Ilyanassa obsoleta	Ilyaobso
1.00	104	Nucula tenuis	Nucutenu
12.00	21	Parapionosyllis longicirrata	Paralong
1.00	10	Scoloplos fragilis	Scolfrag
1.00	18	Spiophanes bombyx	Spiobomb

Group: Flanders
Sample unit: PEC06

Value	Code	Species	Code Name
13.00	2	Capitella sp	Capisp
9.00	140	Glycera americana	Glycamer
1.00	145	Gyptis vittata	Gyptvitt
8.00	82	Ostracod A	OstrA
5.00	83	Ostracod B	OstrB
27.00	97	Prionospio pinnata	Priopinn
3.00	25	Tharyx sp	Tharsp
5.00	30	Ampelisca vadorum	Ampevado
2.00	107	Pectinaria gouldii	Pectgoul
40.00	69	Tellina agilis	Tellagil
2.00	173	Leucon americanus	Leucamer
1.00	137	Mulinia lateralis	Mulilate

Group: Flanders
Sample unit: PEC07

Value	Code	Species	Code Name
35.00	2	Capitella sp	Capisp
11.00	140	Glycera americana	Glycamer
97.00	1	Oligochaeta	OligOlig
1.00	67	Periploma leanum	Perilean
2.00	16	Polydora sp	Polydora
1.00	97	Prionospio pinnata	Priopinn
13.00	25	Tharyx sp	Tharsp
1.00	30	Ampelisca vadorum	Ampevado
2.00	62	Anadara transversa	Anadtran
1.00	61	Anomia simplex	Anomsimp
43.00	75	Crepidula fornicata	Crepforn
2.00	76	Crepidula plana	Crepplan
1.00	20	Exogone dispar	Exogdisp
1.00	95	Gobiosoma sp	Gobisp
1.00	107	Pectinaria gouldii	Pectgoul
1.00	131	Prionospio heterobranchia	Priohete
8.00	166	Streblospio benedicti	Strebene
2.00	191	Ilyanassa obsoleta	Ilyaobso
1.00	10	Scoloplos fragilis	Scolfrag
2.00	52	Dyspanopeus sayi	Dyspsayi
1.00	41	Elasmopus levis	Elaslevi
1.00	174	Paranaitis speciosa	Paraspec

Group: Orient
Sample unit: PEC08

Value	Code	Species	Code Name
2.00	2	Capitella sp	Capisp
187.00	80	Nematoda	NemaNema
2.00	7	Nephtys picta	Nephpict
1.00	1	Oligochaeta	OligOlig
5.00	82	Ostracod A	OstrA
2.00	83	Ostracod B	OstrB
2.00	59	Pinnixa sp	Pinnixa
2.00	16	Polydora sp	Polydora
35.00	25	Tharyx sp	Tharsp
46.00	19	Brania wellfleetensis	Branwell
1.00	105	Rudilemboides naglei	Rudinagl
5.00	23	Sphaerosyllis hystrix	Sphahyst
1.00	39	Erichthonius sp	Ericsp
3.00	11	Aricidea catherinae	Ariccath
2.00	44	Rhepoxynius Epistomus	RhepEpis
2.00	71	Gemma gemma	Gemmgemm
119.00	21	Parapionosyllis longicirrata	Paralong
16.00	10	Scoloplos fragilis	Scolfrag
2.00	173	Leucon americanus	Leucamer
7.00	32	Ampelisca verrilli	Ampeverr
1.00	164	Eteone sp	Eteosp
14.00	125	Leptocheilia savignyi	Leptsavi
1.00	116	Ophelia sp	Ophesp
1.00	37	Paracaprella tenius	Parateni
153.00	14	Polygordius sp	Polygord
2.00	134	Schistomeringos caecus	Schicaec
1.00	110	Syllides setosa	Syllseto

Group: Orient
Sample unit: PEC09

Value	Code	Species	Code Name
28.00	2	Capitella sp	Capisp
1.00	6	Clymenella sp	Clymsp
38.00	140	Glycera americana	Glycamer
3.00	1	Oligochaeta	OligOlig
10.00	82	Ostracod A	OstrA
13.00	83	Ostracod B	OstrB
1.00	59	Pinnixa sp	Pinnixa
4.00	97	Prionospio pinnata	Priopinn
2.00	30	Ampelisca vadorum	Ampevado
2.00	19	Brania wellfleetensis	Branwell
2.00	161	Ilyanassa trivittata	Ilyatriv
5.00	160	Melinna cristata	Melicris
3.00	107	Pectinaria gouldii	Pectgoul
6.00	69	Tellina agilis	Tellagil
2.00	104	Nucula tenuis	Nucutenu
6.00	137	Mulinia lateralis	Mulilate
1.00	32	Ampelisca verrilli	Ampeverr
1.00	175	Turbonilla sp	Turbonsp
1.00	129	Unciola irrorata	Unciirro

Group: Orient
Sample unit: PEC10

Value	Code	Species	Code Name
27.00	2	Capitella sp	Capisp
1.00	145	Gyptis vittata	Gyptvitt
6.00	7	Nephtys picta	Nephpict
1.00	1	Oligochaeta	OligOlig
2.00	82	Ostracod A	OstrA
3.00	97	Prionospio pinnata	Priopinn
4.00	30	Ampelisca vadorum	Ampevado
31.00	69	Tellina agilis	Tellagil
11.00	104	Nucula tenuis	Nucutenu
2.00	137	Mulinia lateralis	Mulilate
2.00	175	Turbonilla sp	Turbonsp
4.00	129	Unciola irrorata	Unciirro
1.00	177	Acteocina canaliculata	Actecana
8.00	153	Asychis elongata	Asyclon
1.00	178	Sigambra sp	Sigasp

Group: Orient
Sample unit: PEC11

Value	Code	Species	Code Name
126.00	2	Capitella sp	Capisp
1.00	140	Glycera americana	Glycamer
2.00	7	Nephtys picta	Nephpict
3.00	1	Oligochaeta	OligOlig
1.00	82	Ostracod A	OstrA
2.00	16	Polydora sp	Polydora
1.00	25	Tharyx sp	Tharsp
2.00	107	Pectinaria gouldii	Pectgoul
2.00	166	Streblospio benedicti	Strebene
8.00	69	Tellina agilis	Tellagil
6.00	129	Unciola irrorata	Unciirro
1.00	158	Scolecopsis texana	Scoltexa

Group: Orient
Sample unit: PEC12

Value	Code	Species	Code Name
195.00	2	Capitella sp	Capisp
9.00	6	Clymenella sp	Clymsp
15.00	140	Glycera americana	Glycamer
1.00	145	Gyptis vittata	Gyptvitt
93.00	80	Nematoda	NemaNema
1.00	7	Nephtys picta	Nephpict
38.00	1	Oligochaeta	OligOlig
11.00	82	Ostracod A	OstrA
13.00	83	Ostracod B	OstrB
1.00	16	Polydora sp	Polydora

5.00	97	Prionospio pinnata	Priopinn
46.00	25	Tharyx sp	Tharsp
9.00	30	Ampelisca vadorum	Ampevado
3.00	46	Batea catharinensis	Batecath
3.00	19	Brania wellfleetensis	Branwell
3.00	13	Eumida sanguinea	Eumisang
5.00	20	Exogone dispar	Exogdisp
1.00	160	Melinna cristata	Melicris
2.00	53	Panopeus herbstii	Panoherb
13.00	131	Prionospio heterobranchia	Priohete
1.00	105	Rudilemboides naglei	Rudinagl
22.00	23	Sphaerosyllis hystrix	Sphahyst
2.00	166	Streblospio benedicti	Strebene
1.00	11	Aricidea catherinae	Ariccath
2.00	22	Sphaerosyllis erinaceus	Sphaerin
1.00	69	Tellina agilis	Tellagil
1.00	21	Parapionosyllis longicirrata	Paralong
4.00	10	Scoloplos fragilis	Scolfrag
3.00	110	Syllides setosa	Syllseto
6.00	153	Asychis elongata	Asycelon
5.00	189	Brania clavata	Branclav
1.00	180	Cephalaspidea	CephCeph
5.00	55	Heteromysis formosa	Heteform
28.00	5	Lumbrineris tenuis	Lumbtenu
1.00	179	Polycirrus evimus	Polyevim
1.00	182	Scoelelepis squamata	Scolsqua

Group: Orient
Sample unit: PEC28

Value	Code	Species	Code Name
1.00	2	Capitella sp	Capisp
53.00	80	Nematoda	NemaNema
1.00	59	Pinnixa sp	Pinnixa
7.00	16	Polydora sp	Polydora
6.00	46	Batea catharinensis	Batecath
3.00	75	Crepidula fornicata	Crepforn
1.00	133	Eteone lactea	Eteolact
5.00	13	Eumida sanguinea	Eumisang
1.00	20	Exogone dispar	Exogdisp
1.00	95	Gobiosoma sp	Gobisp
51.00	33	Lembos smithi	Lembsmit
15.00	4	Odontosyllis fulgurans	Odonfulg
2.00	53	Panopeus herbstii	Panoherb
1.00	107	Pectinaria gouldii	Pectgoul
1.00	11	Aricidea catherinae	Ariccath
3.00	104	Nucula tenuis	Nucutenu
2.00	21	Parapionosyllis longicirrata	Paralong
4.00	37	Paracaprella tenius	Parateni
2.00	134	Schistomeringos caecus	Schicaec
20.00	129	Unciola irrorata	Unciirro
1.00	189	Brania clavata	Branclav
1.00	55	Heteromysis formosa	Heteform
48.00	132	Nicolea sp	Nicosp
13.00	96	Paraphoxus spinosus	Paraspin

6.00	85	Corophium sp	Corosp
2.00	60	Bivalvia sp	Bivasp
5.00	172	Asellota janiroidea	Aseljani
1.00	119	Autolytus cornutus	Autocorn

Group: Orient
Sample unit: PEC29

Value	Code	Species	Code Name
40.00	2	Capitella sp	Capisp
1.00	6	Clymenella sp	Clymsp
1.00	140	Glycera americana	Glycamer
12.00	80	Nematoda	NemaNema
8.00	7	Nephtys picta	Nephpict
16.00	1	Oligochaeta	OligOlig
1.00	82	Ostracod A	OstrA
4.00	59	Pinnixa sp	Pinnixa
6.00	30	Ampelisca vadorum	Ampevado
6.00	11	Aricidea catherinae	Ariccath
9.00	69	Tellina agilis	Tellagil
1.00	104	Nucula tenuis	Nucutenu
2.00	18	Spiophanes bombyx	Spiobomb
1.00	41	Elasmopus levis	Elaslevi
23.00	32	Ampelisca verrilli	Ampeverr
2.00	68	Ensis directus	Ensidire

Group: Orient
Sample unit: PEC30

Value	Code	Species	Code Name
31.00	2	Capitella sp	Capisp
2.00	140	Glycera americana	Glycamer
154.00	80	Nematoda	NemaNema
2.00	7	Nephtys picta	Nephpict
1.00	1	Oligochaeta	OligOlig
2.00	82	Ostracod A	OstrA
9.00	59	Pinnixa sp	Pinnixa
2.00	16	Polydora sp	Polydora
62.00	30	Ampelisca vadorum	Ampevado
10.00	46	Batea catharinensis	Batecath
1.00	133	Eteone lactea	Eteolact
1.00	13	Eumida sanguinea	Eumisang
1.00	33	Lembos smithi	Lembosmit
37.00	11	Aricidea catherinae	Ariccath
2.00	69	Tellina agilis	Tellagil
1.00	21	Parapionosyllis longicirrata	Paralong
8.00	18	Spiophanes bombyx	Spiobomb
1.00	41	Elasmopus levis	Elaslevi
92.00	32	Ampelisca verrilli	Ampeverr
2.00	129	Unciola irrorata	Unciirro
2.00	189	Brania clavata	Branclav
1.00	132	Nicolea sp	Nicosp
3.00	111	Erichthonius brasiliensis	Ericbras

1.00	202	Photis reinhardi	Photrein
1.00	113	Phyllodoce arenae	Phylaren

Group: Orient
Sample unit: PEC43

Value	Code	Species	Code Name
84.00	2	Capitella sp	Capisp
8.00	140	Glycera americana	Glycamer
381.00	80	Nematoda	NemaNema
15.00	1	Oligochaeta	OligOlig
8.00	82	Ostracod A	OstrA
1.00	83	Ostracod B	OstrB
4.00	25	Tharyx sp	Tharsp
143.00	30	Ampelisca vadorum	Ampevado
1.00	61	Anomia simplex	Anomsimp
3.00	46	Batea catharinensis	Batecath
5.00	19	Brania wellfleetensis	Branwell
6.00	75	Crepidula fornicata	Crepforn
1.00	133	Eteone lactea	Eteolact
1.00	20	Exogone dispar	Exogdisp
1.00	33	Lembos smithi	Lembsmi
3.00	160	Melinna cristata	Melicris
1.00	53	Panopeus herbstii	Panoherb
19.00	131	Prionospio heterobranchia	Priohete
18.00	105	Rudilemboides naglei	Rudinagl
7.00	23	Sphaerosyllis hystrix	Sphahyst
1.00	166	Streblospio benedicti	Strebene
108.00	11	Aricidea catherinae	Ariccath
11.00	69	Tellina agilis	Tellagil
14.00	104	Nucula tenuis	Nucutenu
18.00	21	Parapionosyllis longicirrata	Paralong
6.00	10	Scoloplos fragilis	Scolfrag
1.00	18	Spiophanes bombyx	Spiobomb
1.00	134	Schistomeringos caecus	Schicaec
13.00	110	Syllides setosa	Syllseto
20.00	5	Lumbrineris tenuis	Lumbtenu
2.00	50	Oxyurostylis smithi	Oxyusmit
2.00	64	Lyonsia hyalina	Lyonhyal
24.00	66	Nucula proxima	Nucuprox
2.00	203	Laevicardium sp	Laevsp
9.00	205	Polydora ligni	Polylign
1.00	208	Ovalipes ocellatus	Ovalocel

Group: Orient
Sample unit: PEC44

Value	Code	Species	Code Name
61.00	2	Capitella sp	Capisp
2.00	140	Glycera americana	Glycamer
9.00	80	Nematoda	NemaNema
7.00	1	Oligochaeta	OligOlig
1.00	82	Ostracod A	OstrA

4.00	59	Pinnixa sp	Pinnixa
5.00	16	Polydora sp	Polydora
10.00	97	Prionospio pinnata	Priopinn
2.00	25	Tharyx sp	Tharsp
5.00	30	Ampelisca vadorum	Ampevado
1.00	61	Anomia simplex	Anomsimp
5.00	79	Balanus sp	Balasp
4.00	75	Crepidula fornicata	Crepforn
2.00	53	Panopeus herbstii	Panoherb
3.00	107	Pectinaria gouldii	Pectgoul
2.00	131	Prionospio heterobranchia	Priohete
2.00	23	Sphaerosyllis hystrix	Sphahyst
20.00	166	Streblospio benedicti	Strebene
5.00	11	Aricidea catherinae	Ariccath
1.00	69	Tellina agilis	Tellagil
3.00	10	Scoloplos fragilis	Scolfrag
1.00	177	Acteocina canaliculata	Actecana
1.00	158	Scolecopsis texana	Scoltexa
1.00	5	Lumbrineris tenuis	Lumbtenu
1.00	50	Oxyurostylis smithi	Oxyusmit
1.00	118	Ampharetidae sp	Amphtdae
1.00	8	Nereis succinea	Neresucc
2.00	203	Laevicardium sp	Laevsp
10.00	114	Glyceia dibranchiata	Glycdibr
1.00	209	Rictaxis punctostriatus	Rictpunc

Group: Orient
Sample unit: PEC45

Value	Code	Species	Code Name
4.00	167	Amphioplus abditus	Amphabdi
12.00	2	Capitella sp	Capisp
1.00	6	Clymenella sp	Clymsp
1.00	140	Glycera americana	Glycamer
1.00	98	Harmothoe extenuata	Harmexte
2.00	7	Nephtys picta	Nephpict
2.00	82	Ostracod A	OstrA
2.00	59	Pinnixa sp	Pinnixa
4.00	97	Prionospio pinnata	Priopinn
1.00	25	Tharyx sp	Tharsp
1.00	30	Ampelisca vadorum	Ampevado
1.00	166	Streblospio benedicti	Strebene
24.00	69	Tellina agilis	Tellagil
4.00	104	Nucula tenuis	Nucutenu
2.00	137	Mulinia lateralis	Mulilate
1.00	177	Acteocina canaliculata	Actecana
2.00	153	Asychis elongata	Asycelon
1.00	158	Scolecopsis texana	Scoltexa
1.00	66	Nucula proxima	Nucuprox
2.00	114	Glyceia dibranchiata	Glycdibr

Group: Orient
Sample unit: PEC46

Value	Code	Species	Code Name
2.00	2	Capitella sp	Capisp
1.00	6	Clymenella sp	Clymsp
1.00	140	Glycera americana	Glycamer
70.00	80	Nematoda	NemaNema
2.00	1	Oligochaeta	OligOlig
3.00	59	Pinnixa sp	Pinnixa
2.00	16	Polydora sp	Polydora
15.00	25	Tharyx sp	Tharsp
3.00	19	Brania wellfleetensis	Branwell
1.00	75	Crepidula fornicata	Crepform
15.00	11	Aricidea catherinae	Ariccath
1.00	69	Tellina agilis	Tellagil
4.00	104	Nucula tenuis	Nucutenu
6.00	21	Parapionosyllis longicirrata	Paralong
1.00	14	Polygordius sp	Polygord
1.00	110	Syllides setosa	Syllseto
4.00	132	Nicolea sp	Nicosp
2.00	96	Paraphoxus spinosus	Paraspin
1.00	172	Asellota janiroidea	Aseljani

Group: Orient
Sample unit: PEC47

Value	Code	Species	Code Name
2.00	2	Capitella sp	Capisp
111.00	80	Nematoda	NemaNema
1.00	1	Oligochaeta	OligOlig
1.00	67	Periploma leanum	Perilean
2.00	25	Tharyx sp	Tharsp
3.00	10	Scoloplos fragilis	Scolfrag
1.00	137	Mulinia lateralis	Mulilate
1.00	110	Syllides setosa	Syllseto
1.00	102	Nereis arenaceodonta	Nerearen
1.00	111	Erichthonius brasiliensis	Ericbras
2.00	64	Lyonsia hyalina	Lyonhyal
1.00	89	Crasinella mactracea	Crasmact
3.00	103	Spisula solidissima	Spissoli

Group: Gardiner
Sample unit: PEC13

Value	Code	Species	Code Name
1.00	140	Glycera americana	Glycamer
20.00	80	Nematoda	NemaNema
8.00	7	Nephtys picta	Nephpict
8.00	1	Oligochaeta	OligOlig
1.00	97	Prionospio pinnata	Priopinn
2.00	62	Anadara transversa	Anadtran
5.00	19	Brania wellfleetensis	Branwell
2.00	20	Exogone dispar	Exogdisp
1.00	105	Rudilemboides naglei	Rudinagl

49.00	11	Aricidea catherinae	Ariccath
1.00	69	Tellina agilis	Tellagil
8.00	21	Parapionosyllis longicirrata	Paralong
7.00	10	Scoloplos fragilis	Scolfrag
7.00	18	Spiophanes bombyx	Spiobomb
2.00	41	Elasmopus levis	Elaslevi
2.00	164	Eteone sp	Eteosp
6.00	134	Schistomeringos caecus	Schicaec
2.00	129	Unciola irrorata	Unciirro
8.00	184	Astarte castanea	Astacast
65.00	183	Byblis serrata	Byblserr
1.00	102	Nereis arenaceodonta	Nerearen

Group: Gardiner
Sample unit: PEC14

Value	Code	Species	Code Name
1.00	44	Rhepoxynius Epistomus	RhepEpis
1.00	102	Nereis arenaceodonta	Nerearen
5.00	132	Nicolea sp	Nicosp
1.00	96	Paraphoxus spinosus	Paraspin

Group: Gardiner
Sample unit: PEC15

Value	Code	Species	Code Name
1.00	2	Capitella sp	Capisp
8.00	140	Glycera americana	Glycamer
89.00	80	Nematoda	NemaNema
4.00	1	Oligochaeta	OligOlig
2.00	25	Tharyx sp	Tharsp
1.00	30	Ampelisca vadorum	Ampevado
3.00	19	Brania wellfleetensis	Branwell
3.00	75	Crepidula fornicata	Crepforn
2.00	133	Eteone lactea	Eteolact
2.00	11	Aricidea catherinae	Ariccath
4.00	44	Rhepoxynius Epistomus	RhepEpis
12.00	21	Parapionosyllis longicirrata	Paralong
9.00	10	Scoloplos fragilis	Scolfrag
16.00	41	Elasmopus levis	Elaslevi
2.00	125	Leptocheilia savignyi	Leptsavi
16.00	37	Paracaprella tenius	Parateni
3.00	134	Schistomeringos caecus	Schicaec
1.00	189	Brania clavata	Branclav
15.00	132	Nicolea sp	Nicosp
2.00	187	Callipallene brevirostris	Callbrev
99.00	35	Caprella penantis	Caprpena
15.00	85	Corophium sp	Corosp
9.00	111	Erichthonius brasiliensis	Ericbras
1.00	188	Erichsonella filiformis	Ericfili
2.00	185	Haustoriidae sp	Hausssp
20.00	186	Jassa falcata	Jassfalc
1.00	150	Lysianopsis alba	Lysialba

1.00	50	Oxyurostylis smithi	Oxyusmit
1.00	43	Pagurus longicarpus	Pagulong
3.00	91	Polychaete sp	Polychae
18.00	9	Travisia carnea	Travcarn

Group: Gardiner
Sample unit: PEC16

Value	Code	Species	Code Name
1.00	167	Amphioplus abditus	Amphabdi
88.00	80	Nematoda	NemaNema
1.00	7	Nephtys picta	Nephpict
9.00	1	Oligochaeta	OligOlig
2.00	25	Tharyx sp	Tharsp
1.00	30	Ampelisca vadorum	Ampevado
1.00	13	Eumida sanguinea	Eumisang
1.00	53	Panopeus herbstii	Panoherb
40.00	39	Erichthonius sp	Ericsp
6.00	44	Rhepoxynius Epistomus	RhepEpis
3.00	41	Elasmopus levis	Elaslevi
1.00	125	Leptocheilia savignyi	Leptsavi
17.00	37	Paracaprella tenius	Parateni
1.00	5	Lumbrineris tenuis	Lumbtenu
1.00	102	Nereis arenaceodonta	Nerearen
20.00	132	Nicolea sp	Nicosp
112.00	35	Caprella penantis	Caprpena
103.00	85	Corophium sp	Corosp
3.00	188	Erichsonella filiformis	Ericfili
56.00	186	Jassa falcata	Jassfalc
2.00	115	Actinothoe sp	Actinoth
1.00	45	Stenothoidae sp	Stensp
1.00	198	Tanystylum orbiculare	Tanyorbi

Group: Gardiner
Sample unit: PEC17

Value	Code	Species	Code Name
17.00	80	Nematoda	NemaNema
15.00	7	Nephtys picta	Nephpict
12.00	1	Oligochaeta	OligOlig
1.00	82	Ostracod A	OstrA
1.00	16	Polydora sp	Polydora
14.00	25	Tharyx sp	Tharsp
4.00	19	Brania wellfleetensis	Branwell
64.00	11	Aricidea catherinae	Ariccath
1.00	69	Tellina agilis	Tellagil
4.00	21	Parapionosyllis longicirrata	Paralong
9.00	10	Scoloplos fragilis	Scolfrag
11.00	18	Spiophanes bombyx	Spiobomb
1.00	37	Paracaprella tenius	Parateni
4.00	134	Schistomeringos caecus	Schicaec
1.00	55	Heteromysis formosa	Heteform
1.00	85	Corophium sp	Corosp

2.00	186	Jassa falcata	Jassfalc
1.00	50	Oxyurostylis smithi	Oxyusmit
1.00	9	Travisia carnea	Travcarn
2.00	199	Eusyllis lamelligra	Eusylame
10.00	12	Paraonis fulgens	Parafulg

Group: Gardiner
Sample unit: PEC18

Value	Code	Species	Code Name
5.00	140	Glycera americana	Glycamer
3.00	7	Nephtys picta	Nephpict
8.00	59	Pinnixa sp	Pinnixa
6.00	25	Tharyx sp	Tharsp
4.00	19	Brania wellfleetensis	Branwell
10.00	11	Aricidea catherinae	Ariccath
1.00	69	Tellina agilis	Tellagil
1.00	104	Nucula tenuis	Nucutenu
10.00	21	Parapionosyllis longicirrata	Paralong
2.00	10	Scoloplos fragilis	Scolfrag
1.00	18	Spiophanes bombyx	Spiobomb
3.00	137	Mulinia lateralis	Mulilate
1.00	14	Polygordius sp	Polygord
1.00	110	Syllides setosa	Syllseto
1.00	129	Unciola irrorata	Unciirro
11.00	183	Byblis serrata	Byblserr
12.00	132	Nicolea sp	Nicosp
8.00	9	Travisia carnea	Travcarn
1.00	45	Stenothoidae sp	Stensp
7.00	12	Paraonis fulgens	Parafulg
3.00	143	Ampharete arctica	Ampharct
1.00	200	Lumbrineris fragilis	Lumbfrag
4.00	64	Lyonsia hyalina	Lyonhyal
1.00	193	Polynoidae sp	Polynoid
1.00	142	Scalibregma inflatum	Scalinfl

Group: Gardiner
Sample unit: PEC19

Value	Code	Species	Code Name
2.00	6	Clymenella sp	Clymsp
23.00	80	Nematoda	NemaNema
11.00	7	Nephtys picta	Nephpict
3.00	1	Oligochaeta	OligOlig
1.00	82	Ostracod A	OstrA
7.00	25	Tharyx sp	Tharsp
6.00	19	Brania wellfleetensis	Branwell
1.00	11	Aricidea catherinae	Ariccath
1.00	44	Rhepoxynius Epistomus	RhepEpis
12.00	21	Parapionosyllis longicirrata	Paralong
1.00	10	Scoloplos fragilis	Scolfrag
7.00	18	Spiophanes bombyx	Spiobomb
1.00	137	Mulinia lateralis	Mulilate

1.00	14	Polygordius sp	Polygord
2.00	134	Schistomeringos caecus	Schicaec
1.00	110	Syllides setosa	Syllseto
1.00	129	Unciola irrorata	Unciirro
10.00	183	Byblis serrata	Byblserr
4.00	132	Nicolea sp	Nicosp
1.00	43	Pagurus longicarpus	Pagulong
1.00	9	Travisia carnea	Travcarn
3.00	12	Paraonis fulgens	Parafulg
4.00	193	Polynoidae sp	Polynoid
1.00	56	Xanthidae sp	Xantsp

Group: Gardiner
Sample unit: PEC20

Value	Code	Species	Code Name
1.00	140	Glycera americana	Glycamer
2.00	98	Harmothoe extenuata	Harmexte
60.00	80	Nematoda	NemaNema
105.00	1	Oligochaeta	OligOlig
2.00	59	Pinnixa sp	Pinnixa
1.00	16	Polydora sp	Polydora
244.00	25	Tharyx sp	Tharsp
1.00	30	Ampelisca vadorum	Ampevado
100.00	75	Crepidula fornicata	Crepforn
3.00	13	Eumida sanguinea	Eumisang
1.00	33	Lembos smithi	Lembsmit
4.00	53	Panopeus herbstii	Panoherb
1.00	105	Rudilemboides naglei	Rudinagl
2.00	21	Parapionosyllis longicirrata	Paralong
1.00	41	Elasmopus levis	Elaslevi
1.00	134	Schistomeringos caecus	Schicaec
2.00	129	Unciola irrorata	Unciirro
1.00	55	Heteromysis formosa	Heteform
1.00	132	Nicolea sp	Nicosp
15.00	96	Paraphoxus spinosus	Paraspin
2.00	35	Caprella penantis	Caprpna
3.00	85	Corophium sp	Corosp
2.00	43	Pagurus longicarpus	Pagulong
1.00	143	Ampharete arctica	Ampharct
1.00	201	Ampharete oculata	Amphocul
1.00	139	Sthenelais boa	Stheboa

Group: Gardiner
Sample unit: PEC21

Value	Code	Species	Code Name
59.00	80	Nematoda	NemaNema
2.00	7	Nephtys picta	Nephpict
58.00	1	Oligochaeta	OligOlig
2.00	59	Pinnixa sp	Pinnixa
2.00	25	Tharyx sp	Tharsp
18.00	19	Brania wellfleetensis	Branwell

5.00	11	Aricidea catherinae	Ariccath
4.00	22	Sphaerosyllis erinaceus	Sphaerin
1.00	21	Parapionosyllis longicirrata	Paralong
1.00	10	Scoloplos fragilis	Scolfrag
1.00	18	Spiophanes bombyx	Spiobomb
8.00	134	Schistomeringos caecus	Schicaec
42.00	132	Nicolea sp	Nicosp
2.00	91	Polychaete sp	Polychae
12.00	9	Travisia carnea	Travcarn
4.00	12	Paraonis fulgens	Parafulg
1.00	142	Scalibregma inflatum	Scalinfl
1.00	118	Ampharetidae sp	Amphtdae
1.00	60	Bivalvia sp	Bivasp
1.00	190	Harmothoe oerstedii	Harmoers
3.00	144	Marphysa bellii	Marpbell
1.00	154	Microphthalmus aberrans	Micraber

Group: Gardiner
Sample unit: PEC22

Value	Code	Species	Code Name
4.00	2	Capitella sp	Capisp
33.00	80	Nematoda	NemaNema
2.00	1	Oligochaeta	OligOlig
1.00	16	Polydora sp	Polydora
2.00	25	Tharyx sp	Tharsp
1.00	30	Ampelisca vadorum	Ampevado
119.00	75	Crepidula fornicata	Crepforn
1.00	13	Eumida sanguinea	Eumisang
5.00	20	Exogone dispar	Exogdisp
1.00	33	Lembos smithi	Lembsmit
1.00	53	Panopeus herbstii	Panoherb
8.00	44	Rhepoxynius Epistomus	RhepEpis
1.00	22	Sphaerosyllis erinaceus	Sphaerin
1.00	21	Parapionosyllis longicirrata	Paralong
5.00	41	Elasmopus levis	Elaslevi
2.00	125	Leptochelia savignyi	Leptsavi
10.00	37	Paracaprella tenius	Parateni
5.00	189	Brania clavata	Branclav
16.00	132	Nicolea sp	Nicosp
3.00	35	Caprella penantis	Caprpna
5.00	85	Corophium sp	Corosp
3.00	172	Asellota janiroidea	Aseljani
4.00	192	Microdeutopus anomalus	Micranom
1.00	8	Nereis succinea	Neresucc

Group: Gardiner
Sample unit: PEC23

Value	Code	Species	Code Name
24.00	80	Nematoda	NemaNema
4.00	1	Oligochaeta	OligOlig
1.00	67	Periploma leanum	Perilean

3.00	25	Tharyx sp	Tharsp
1.00	20	Exogone dispar	Exogdisp
1.00	4	Odontosyllis fulgurans	Odonfulg
5.00	53	Panopeus herbstii	Panoherb
1.00	11	Aricidea catherinae	Ariccath
84.00	41	Elasmopus levis	Elaslevi
2.00	125	Leptochelia savignyi	Leptsavi
39.00	37	Paracaprella tenius	Parateni
2.00	189	Brania clavata	Branclav
1.00	55	Heteromysis formosa	Heteform
26.00	35	Caprella penantis	Caprpena
82.00	85	Corophium sp	Corosp
117.00	111	Erichthonius brasiliensis	Ericbras
10.00	188	Erichsonella filiformis	Ericfili
19.00	43	Pagurus longicarpus	Pagulong
2.00	9	Travisia carnea	Travcarn
13.00	45	Stenothoidae sp	Stensp
1.00	193	Polynoidae sp	Polynoid
8.00	172	Asellota janiroidea	Aseljani
1.00	192	Microdeutopus anomalus	Micranom
6.00	119	Autolytus cornutus	Autocorn
1.00	194	Libinia dubia	Libidubi
1.00	195	Ophiura robusta	Ophirobu

Group: Gardiner
Sample unit: PEC24

Value	Code	Species	Code Name
1.00	2	Capitella sp	Capisp
1.00	140	Glycera americana	Glycamer
13.00	80	Nematoda	NemaNema
4.00	1	Oligochaeta	OligOlig
1.00	59	Pinnixa sp	Pinnixa
1.00	16	Polydora sp	Polydora
3.00	25	Tharyx sp	Tharsp
1.00	62	Anadara transversa	Anadtran
3.00	19	Brania wellfleetensis	Branwell
99.00	75	Crepidula fornicata	Crepforn
4.00	13	Eumida sanguinea	Eumisang
1.00	161	Ilyanassa trivittata	Ilyatriv
5.00	33	Lembos smithi	Lembsmit
3.00	53	Panopeus herbstii	Panoherb
7.00	11	Aricidea catherinae	Ariccath
1.00	104	Nucula tenuis	Nucutenu
4.00	41	Elasmopus levis	Elaslevi
2.00	37	Paracaprella tenius	Parateni
1.00	134	Schistomeringos caecus	Schicaec
4.00	129	Unciola irrorata	Unciirro
2.00	132	Nicolea sp	Nicosp
5.00	96	Paraphoxus spinosus	Paraspin
1.00	35	Caprella penantis	Caprpena
2.00	85	Corophium sp	Corosp
1.00	43	Pagurus longicarpus	Pagulong
1.00	142	Scalibregma inflatum	Scalinfl
1.00	172	Asellota janiroidea	Aseljani

2.00	66	Nucula proxima	Nucuprox
1.00	196	Phyllodoce maculata	Phylmacu

Group: Gardiner
Sample unit: PEC25

Value	Code	Species	Code Name
2.00	140	Glycera americana	Glycamer
23.00	80	Nematoda	NemaNema
1.00	7	Nephtys picta	Nephpict
13.00	1	Oligochaeta	OligOlig
2.00	19	Brania wellfleetensis	Branwell
188.00	75	Crepidula fornicata	Crepforn
2.00	13	Eumida sanguinea	Eumisang
1.00	161	Ilyanassa trivittata	Ilyatriv
2.00	53	Panopeus herbstii	Panoherb
1.00	21	Parapionosyllis longicirrata	Paralong
1.00	10	Scoloplos fragilis	Scolfrag
6.00	41	Elasmopus levis	Elaslevi
2.00	37	Paracaprella tenius	Parateni
4.00	189	Brania clavata	Branclav
45.00	132	Nicolea sp	Nicosp
4.00	96	Paraphoxus spinosus	Paraspin
23.00	35	Caprella penantis	Caprpena
9.00	85	Corophium sp	Corosp
12.00	111	Erichthonius brasiliensis	Ericbras
1.00	188	Erichsonella filiformis	Ericfili
1.00	43	Pagurus longicarpus	Pagulong
5.00	9	Travisia carnea	Travcarn
6.00	45	Stenothoidae sp	Stensp
3.00	172	Asellota janiroidea	Aseljani
3.00	119	Autolytus cornutus	Autocorn

Group: Gardiner
Sample unit: PEC26

Value	Code	Species	Code Name
6.00	140	Glycera americana	Glycamer
6.00	80	Nematoda	NemaNema
1.00	67	Periploma leanum	Perilean
3.00	137	Mulinia lateralis	Mulilate
1.00	85	Corophium sp	Corosp
1.00	9	Travisia carnea	Travcarn

Group: Gardiner
Sample unit: PEC27

Value	Code	Species	Code Name
3.00	140	Glycera americana	Glycamer
4.00	80	Nematoda	NemaNema
1.00	59	Pinnixa sp	Pinnixa

1.00	41	Elasmopus levis	Elaslevi
1.00	37	Paracaprella tenius	Parateni
3.00	129	Unciola irrorata	Unciirro
1.00	183	Byblis serrata	Byblserr
2.00	35	Caprella penantis	Caprpna
1.00	85	Corophium sp	Corosp
4.00	111	Erichthonius brasiliensis	Ericbras
2.00	9	Travisia carnea	Travcarn
1.00	193	Polynoidae sp	Polynoid
1.00	31	Acanthohaustorius intermedius	Acaninte
1.00	197	Parametopella cypris	Paracypr

Group: Nrthwest
Sample unit: PEC31

Value	Code	Species	Code Name
33.00	2	Capitella sp	Capisp
2.00	140	Glycera americana	Glycamer
12.00	80	Nematoda	NemaNema
47.00	1	Oligochaeta	OligOlig
130.00	25	Tharyx sp	Tharsp
1.00	62	Anadara transversa	Anadtran
3.00	61	Anomia simplex	Anomsimp
13.00	46	Batea catharinensis	Batecath
73.00	75	Crepidula fornicata	Crepforn
8.00	13	Eumida sanguinea	Eumisang
2.00	20	Exogone dispar	Exogdisp
19.00	33	Lembos smithi	Lembosmit
3.00	4	Odontosyllis fulgurans	Odonfulg
1.00	53	Panopeus herbstii	Panoherb
2.00	105	Rudilemboides naglei	Rudinagl
49.00	11	Aricidea catherinae	Ariccath
3.00	69	Tellina agilis	Tellagil
2.00	104	Nucula tenuis	Nucutenu
2.00	21	Parapionosyllis longicirrata	Paralong
1.00	10	Scoloplos fragilis	Scolfrag
2.00	41	Elasmopus levis	Elaslevi
2.00	32	Ampelisca verrilli	Ampeverr
15.00	37	Paracaprella tenius	Parateni
2.00	134	Schistomeringos caecus	Schicaec
1.00	110	Syllides setosa	Syllseto
5.00	129	Unciola irrorata	Unciirro
1.00	189	Brania clavata	Branclav
2.00	55	Heteromysis formosa	Heteform
1.00	132	Nicolea sp	Nicosp
17.00	96	Paraphoxus spinosus	Paraspin
1.00	35	Caprella penantis	Caprpna
1.00	111	Erichthonius brasiliensis	Ericbras
14.00	45	Stenothoidae sp	Stensp
2.00	143	Ampharete arctica	Ampharct
1.00	64	Lyonsia hyalina	Lyonhyal
1.00	119	Autolytus cornutus	Autocorn
3.00	78	Chaetopleura apiculata	Chaeapic
2.00	89	Crasinella mactracea	Crasmact
1.00	36	Luconacia incerta	Lucoince

Group: Nrthwest
Sample unit: PEC32

Value	Code	Species	Code Name
3.00	2	Capitella sp	Capisp
100.00	80	Nematoda	NemaNema
20.00	1	Oligochaeta	OligOlig
4.00	16	Polydora sp	Polydora
40.00	25	Tharyx sp	Tharsp
1.00	30	Ampelisca vadorum	Ampevado
8.00	61	Anomia simplex	Anomsimp
3.00	46	Batea catharinensis	Batecath
10.00	75	Crepidula fornicata	Crepforn
9.00	13	Eumida sanguinea	Eumisang
5.00	20	Exogone dispar	Exogdisp
7.00	161	Ilyanassa trivittata	Ilyatriv
52.00	33	Lembos smithi	Lembsmit
2.00	4	Odontosyllis fulgurans	Odonfulg
4.00	53	Panopeus herbstii	Panoherb
10.00	105	Rudilemboides naglei	Rudinagl
47.00	11	Aricidea catherinae	Ariccath
2.00	69	Tellina agilis	Tellagil
16.00	104	Nucula tenuis	Nucutenu
5.00	10	Scoloplos fragilis	Scolfrag
1.00	52	Dyspanopeus sayi	Dyspsayi
3.00	125	Leptochelia savignyi	Leptsavi
43.00	37	Paracaprella tenius	Parateni
4.00	134	Schistomeringos caecus	Schicaec
10.00	110	Syllides setosa	Syllseto
2.00	129	Unciola irrorata	Unciirro
9.00	189	Brania clavata	Branclav
5.00	55	Heteromysis formosa	Heteform
18.00	132	Nicolea sp	Nicosp
32.00	96	Paraphoxus spinosus	Paraspin
2.00	35	Caprella penantis	Caprpna
2.00	85	Corophium sp	Corosp
3.00	111	Erichthonius brasiliensis	Ericbras
1.00	45	Stenothoidae sp	Stensp
2.00	198	Tanystylum orbiculare	Tanyorbi
1.00	119	Autolytus cornutus	Autocorn
2.00	66	Nucula proxima	Nucuprox
1.00	202	Photis reinhardi	Photrein
2.00	78	Chaetopleura apiculata	Chaeapic
1.00	89	Crasinella mactracea	Crasmact
10.00	24	Syllis Gracilis	SyllGrac

Group: Nrthwest
Sample unit: PEC33

Value	Code	Species	Code Name
7.00	2	Capitella sp	Capisp
1.00	6	Clymenella sp	Clymsp

54.00	80	Nematoda	NemaNema
3.00	7	Nephtys picta	Nephpict
9.00	1	Oligochaeta	OligOlig
1.00	82	Ostracod A	OstrA
1.00	59	Pinnixa sp	Pinnixa
10.00	25	Tharyx sp	Tharsp
8.00	46	Batea catharinensis	Batecath
1.00	19	Brania wellfleetensis	Branwell
4.00	13	Eumida sanguinea	Eumisang
7.00	20	Exogone dispar	Exogdisp
3.00	33	Lembos smithi	Lembomit
6.00	4	Odontosyllis fulgurans	Odonfulg
5.00	53	Panopeus herbstii	Panoherb
1.00	105	Rudilemboides naglei	Rudinagl
17.00	11	Aricidea catherinae	Ariccath
2.00	69	Tellina agilis	Tellagil
11.00	104	Nucula tenuis	Nucutenu
5.00	21	Parapionosyllis longicirrata	Paralong
1.00	10	Scoloplos fragilis	Scolfrag
2.00	125	Leptochelia savignyi	Leptsavi
20.00	37	Paracaprella tenius	Parateni
11.00	134	Schistomeringos caecus	Schicaec
6.00	129	Unciola irrorata	Unciirro
1.00	189	Brania clavata	Branclav
8.00	55	Heteromysis formosa	Heteform
16.00	132	Nicolea sp	Nicosp
25.00	96	Paraphoxus spinosus	Paraspin
1.00	85	Corophium sp	Corosp
2.00	111	Erichthonius brasiliensis	Ericbras
2.00	150	Lysianopsis alba	Lysialba
29.00	45	Stenothoidae sp	Stensp
1.00	198	Tanystylum orbiculare	Tanyorbi
1.00	143	Ampharete arctica	Ampharct
4.00	64	Lyonsia hyalina	Lyonhyal
2.00	139	Sthenelais boa	Stheboa
2.00	60	Bivalvia sp	Bivasp
1.00	172	Asellota janiroidea	Aseljani
2.00	119	Autolytus cornutus	Autocorn
1.00	68	Ensis directus	Ensidire
4.00	89	Crasinella mactracea	Crasmact

Group: Nrthwest
Sample unit: PEC34

Value	Code	Species	Code Name
13.00	2	Capitella sp	Capisp
2.00	140	Glycera americana	Glycamer
49.00	80	Nematoda	NemaNema
12.00	1	Oligochaeta	OligOlig
31.00	25	Tharyx sp	Tharsp
18.00	61	Anomia simplex	Anomsimp
1.00	46	Batea catharinensis	Batecath
146.00	75	Crepidula fornicata	Crepforn
1.00	76	Crepidula plana	Crepplan
8.00	13	Eumida sanguinea	Eumisang

1.00	20	Exogone dispar	Exogdisp
114.00	161	Ilyanassa trivittata	Ilyatriv
4.00	33	Lembos smithi	Lembomit
11.00	53	Panopeus herbstii	Panoherb
1.00	131	Prionospio heterobranchia	Priohete
2.00	105	Rudilemboides naglei	Rudinagl
3.00	23	Sphaerosyllis hystrix	Sphahyst
20.00	11	Aricidea catherinae	Ariccath
1.00	22	Sphaerosyllis erinaceus	Sphaerin
8.00	69	Tellina agilis	Tellagil
3.00	71	Gemma gemma	Gemmagemm
2.00	104	Nucula tenuis	Nucutenu
6.00	10	Scoloplos fragilis	Scolfrag
1.00	52	Dyspanopeus sayi	Dyspsayi
1.00	41	Elasmopus levis	Elaslevi
2.00	125	Leptochelia savignyi	Leptsavi
2.00	37	Paracaprella tenius	Parateni
13.00	189	Brania clavata	Branclav
1.00	55	Heteromysis formosa	Heteform
4.00	132	Nicolea sp	Nicosp
43.00	96	Paraphoxus spinosus	Paraspin
1.00	85	Corophium sp	Corosp
1.00	150	Lysianopsis alba	Lysialba
2.00	50	Oxyurostylis smithi	Oxyusmit
1.00	45	Stenothoidae sp	Stensp
2.00	8	Nereis succinea	Neresucc
10.00	203	Laevicardium sp	Laevsp

Group: Nrthwest
Sample unit: PEC35

Value	Code	Species	Code Name
31.00	2	Capitella sp	Capisp
8.00	6	Clymenella sp	Clymsp
7.00	140	Glycera americana	Glycamer
1.00	82	Ostracod A	OstrA
2.00	83	Ostracod B	OstrB
14.00	16	Polydora sp	Polydora
2.00	25	Tharyx sp	Tharsp
1.00	30	Ampelisca vadorum	Ampevado
1.00	75	Crepidula fornicata	Crepforn
3.00	160	Melinna cristata	Melicris
1.00	107	Pectinaria gouldii	Pectgoul
4.00	105	Rudilemboides naglei	Rudinagl
1.00	23	Sphaerosyllis hystrix	Sphahyst
1.00	166	Streblospio benedicti	Strebene
209.00	11	Aricidea catherinae	Ariccath
9.00	69	Tellina agilis	Tellagil
1.00	104	Nucula tenuis	Nucutenu
14.00	10	Scoloplos fragilis	Scolfrag
3.00	18	Spiophanes bombyx	Spiobomb
6.00	32	Ampelisca verrilli	Ampeverr
1.00	5	Lumbrineris tenuis	Lumbtenu
1.00	96	Paraphoxus spinosus	Paraspin
3.00	50	Oxyurostylis smithi	Oxyusmit

1.00	43	Pagurus longicarpus	Pagulong
2.00	64	Lyonsia hyalina	Lyonhyal
1.00	40	Listriella barnardi	Listbarn
1.00	151	Solemya velum	Solevelu
3.00	117	Spio pettiboneae	Spiopett

Group: Nrthwest
Sample unit: PEC36

Value	Code	Species	Code Name
5.00	2	Capitella sp	Capisp
1.00	80	Nematoda	NemaNema
2.00	7	Nephtys picta	Nephpict
3.00	1	Oligochaeta	OligOlig
3.00	82	Ostracod A	OstrA
2.00	25	Tharyx sp	Tharsp
1.00	20	Exogone dispar	Exogdisp
77.00	11	Aricidea catherinae	Ariccath
7.00	44	Rhepoxynius Epistomus	RhepEpis
1.00	69	Tellina agilis	Tellagil
2.00	10	Scoloplos fragilis	Scolfrag
1.00	137	Mulinia lateralis	Mulilate
2.00	129	Unciola irrorata	Unciirro
1.00	132	Nicolea sp	Nicosp
4.00	96	Paraphoxus spinosus	Paraspin
3.00	50	Oxyurostylis smithi	Oxyusmit
1.00	45	Stenothoidae sp	Stensp
1.00	152	Synchelidium americanum	Syncamer

Group: Nrthwest
Sample unit: PEC37

Value	Code	Species	Code Name
40.00	80	Nematoda	NemaNema
1.00	44	Rhepoxynius Epistomus	RhepEpis
1.00	69	Tellina agilis	Tellagil
1.00	21	Parapionosyllis longicirrata	Paralong
2.00	10	Scoloplos fragilis	Scolfrag
1.00	116	Ophelia sp	Ophesp
1.00	14	Polygordius sp	Polygord
2.00	110	Syllides setosa	Syllseto
1.00	158	Scoelelepis texana	Scoltexa
1.00	132	Nicolea sp	Nicosp

Group: Nrthwest
Sample unit: PEC38

Value	Code	Species	Code Name
33.00	2	Capitella sp	Capisp
13.00	6	Clymenella sp	Clymsp
7.00	140	Glycera americana	Glycamer

122.00	80	Nematoda	NemaNema
3.00	7	Nephtys picta	Nephpict
6.00	1	Oligochaeta	OligOlig
79.00	82	Ostracod A	OstrA
15.00	83	Ostracod B	OstrB
18.00	16	Polydora sp	Polydora
21.00	25	Tharyx sp	Tharsp
15.00	30	Ampelisca vadorum	Ampevado
1.00	46	Batea catharinensis	Batecath
3.00	19	Brania wellfleetensis	Branwell
2.00	20	Exogone dispar	Exogdisp
1.00	161	Ilyanassa trivittata	Ilyatriv
14.00	160	Melinna cristata	Melicris
2.00	107	Pectinaria gouldii	Pectgoul
12.00	131	Prionospio heterobranchia	Priohete
2.00	105	Rudilemboides naglei	Rudinagl
9.00	23	Sphaerosyllis hystrix	Sphahyst
2.00	166	Streblospio benedicti	Strebene
73.00	11	Aricidea catherinae	Ariccath
2.00	22	Sphaerosyllis erinaceus	Sphaerin
11.00	69	Tellina agilis	Tellagil
10.00	10	Scoloplos fragilis	Scolfrag
3.00	18	Spiophanes bombyx	Spiobomb
3.00	32	Ampelisca verrilli	Ampeverr
4.00	110	Syllides setosa	Syllseto
1.00	177	Acteocina canaliculata	Actecana
1.00	158	Scolecopsis texana	Scoltexa
1.00	189	Brania clavata	Branclav
1.00	50	Oxyurostylis smithi	Oxyusmit
1.00	43	Pagurus longicarpus	Pagulong
1.00	45	Stenothoidae sp	Stensp
2.00	64	Lyonsia hyalina	Lyonhyal
2.00	118	Ampharetidae sp	Amphtdae
1.00	68	Ensis directus	Ensidire
1.00	203	Laevicardium sp	Laevsp
1.00	151	Solemya velum	Solevelu
14.00	117	Spio pettiboneae	Spiopett
3.00	204	Anoplodactylus lentus	Anoplent
1.00	48	Cyathura polita	Cyatpoli

Group: Nrthwest
Sample unit: PEC39

Value	Code	Species	Code Name
26.00	2	Capitella sp	Capisp
2.00	140	Glycera americana	Glycamer
62.00	80	Nematoda	NemaNema
10.00	1	Oligochaeta	OligOlig
2.00	82	Ostracod A	OstrA
6.00	83	Ostracod B	OstrB
1.00	59	Pinnixa sp	Pinnixa
3.00	16	Polydora sp	Polydora
16.00	30	Ampelisca vadorum	Ampevado
1.00	61	Anomia simplex	Anomsimp
20.00	46	Batea catharinensis	Batecath

3.00	19	<i>Brania wellfleetensis</i>	Branwell
2.00	75	<i>Crepidula fornicata</i>	Crepform
4.00	20	<i>Exogone dispar</i>	Exogdisp
2.00	95	<i>Gobiosoma</i> sp	Gobisp
1.00	161	<i>Ilyanassa trivittata</i>	Ilyatriv
2.00	33	<i>Lembos smithi</i>	Lembsmit
8.00	160	<i>Melinna cristata</i>	Melicris
1.00	53	<i>Panopeus herbstii</i>	Panoherb
8.00	131	<i>Prionospio heterobranchia</i>	Priohete
8.00	105	<i>Rudilemboides naglei</i>	Rudinagl
4.00	23	<i>Sphaerosyllis hystrix</i>	Sphahyst
71.00	11	<i>Aricidea catherinae</i>	Ariccath
2.00	22	<i>Sphaerosyllis erinaceus</i>	Sphaerin
5.00	69	<i>Tellina agilis</i>	Tellagil
1.00	104	<i>Nucula tenuis</i>	Nucutenu
1.00	21	<i>Parapionosyllis longicirrata</i>	Paralong
7.00	10	<i>Scoloplos fragilis</i>	Scolfrag
2.00	18	<i>Spiophanes bombyx</i>	Spiobomb
1.00	41	<i>Elasmopus levis</i>	Elaslevi
13.00	32	<i>Ampelisca verrilli</i>	Ampeverr
15.00	37	<i>Paracaprella tenius</i>	Parateni
1.00	110	<i>Syllides setosa</i>	Syllseto
3.00	189	<i>Brania clavata</i>	Branclav
1.00	96	<i>Paraphoxus spinosus</i>	Paraspin
3.00	35	<i>Caprella penantis</i>	Caprpena
1.00	85	<i>Corophium</i> sp	Corosp
20.00	111	<i>Erichthonius brasiliensis</i>	Ericbras
1.00	150	<i>Lysianopsis alba</i>	Lysialba
2.00	50	<i>Oxyurostylis smithi</i>	Oxyusmit
3.00	64	<i>Lyonsia hyalina</i>	Lyonhyal
1.00	40	<i>Listriella barnardi</i>	Listbarn
9.00	117	<i>Spio pettiboneae</i>	Spiopett
1.00	70	<i>Mercenaria mercenaria</i>	Mercmerc
1.00	206	<i>Microprotopus raneyi</i>	Micrrane
1.00	51	<i>Pandora gouldiana</i>	Pandgoul
1.00	205	<i>Polydora ligni</i>	Polylign

Group: Nrthwest
Sample unit: PEC40

Value	Code	Species	Code Name
26.00	2	<i>Capitella</i> sp	Capisp
1.00	6	<i>Clymenella</i> sp	Clymsp
8.00	140	<i>Glycera americana</i>	Glycamer
9.00	80	<i>Nematoda</i>	NemaNema
4.00	82	<i>Ostracod A</i>	OstrA
2.00	83	<i>Ostracod B</i>	OstrB
1.00	16	<i>Polydora</i> sp	Polydora
1.00	25	<i>Tharyx</i> sp	Tharsp
8.00	30	<i>Ampelisca vadorum</i>	Ampevado
3.00	33	<i>Lembos smithi</i>	Lembsmit
2.00	131	<i>Prionospio heterobranchia</i>	Priohete
1.00	166	<i>Streblospio benedicti</i>	Strebene
49.00	11	<i>Aricidea catherinae</i>	Ariccath
1.00	69	<i>Tellina agilis</i>	Tellagil

1.00	10	Scoloplos fragilis	Scolfrag
97.00	32	Ampelisca verrilli	Ampeverr
2.00	129	Unciola irrorata	Unciirro
1.00	55	Heteromysis formosa	Heteform
2.00	43	Pagurus longicarpus	Pagulong
1.00	113	Phyllodoce arenae	Phylaren
2.00	40	Listriella barnardi	Listbarn
4.00	117	Spio pettiboneae	Spiopett
1.00	205	Polydora ligni	Polylign

Group: Nrthwest
Sample unit: PEC41

Value	Code	Species	Code Name
86.00	2	Capitella sp	Capisp
17.00	6	Clymenella sp	Clymsp
156.00	80	Nematoda	NemaNema
16.00	1	Oligochaeta	OligOlig
35.00	82	Ostracod A	OstrA
2.00	83	Ostracod B	OstrB
1.00	59	Pinnixa sp	Pinnixa
31.00	25	Tharyx sp	Tharsp
28.00	30	Ampelisca vadorum	Ampevado
3.00	19	Brania wellfleetensis	Branwell
2.00	20	Exogone dispar	Exogdisp
14.00	160	Melinna cristata	Melicris
1.00	107	Pectinaria gouldii	Pectgoul
12.00	131	Prionospio heterobranchia	Priohete
4.00	105	Rudilemboides naglei	Rudinagl
32.00	23	Sphaerosyllis hystrix	Sphahyst
1.00	166	Streblospio benedicti	Strebene
131.00	11	Aricidea catherinae	Ariccath
1.00	22	Sphaerosyllis erinaceus	Sphaerin
10.00	69	Tellina agilis	Tellagil
7.00	10	Scoloplos fragilis	Scolfrag
5.00	32	Ampelisca verrilli	Ampeverr
13.00	110	Syllides setosa	Syllseto
6.00	158	Scolecopsis texana	Scoltexa
4.00	189	Brania clavata	Branclav
2.00	132	Nicolea sp	Nicosp
3.00	64	Lyonsia hyalina	Lyonhyal
1.00	113	Phyllodoce arenae	Phylaren
1.00	203	Laevicardium sp	Laevsp
5.00	117	Spio pettiboneae	Spiopett
35.00	205	Polydora ligni	Polylign
7.00	114	Glyceia dibranchiata	Glycdibr
2.00	207	Siliqua costata	Silicost

Group: Nrthwest
Sample unit: PEC42

Value	Code	Species	Code Name
97.00	2	Capitella sp	Capisp

7.00	6	Clymenella sp	Clymsp
2.00	140	Glycera americana	Glycamer
19.00	80	Nematoda	NemaNema
22.00	1	Oligochaeta	OligOlig
1.00	82	Ostracod A	OstrA
1.00	83	Ostracod B	OstrB
6.00	97	Prionospio pinnata	Priopinn
16.00	25	Tharyx sp	Tharsp
1.00	30	Ampelisca vadorum	Ampevado
1.00	161	Ilyanassa trivittata	Ilyatriv
18.00	160	Melinna cristata	Melicris
8.00	131	Prionospio heterobranchia	Priohete
17.00	166	Streblospio benedicti	Strebene
1.00	11	Aricidea catherinae	Ariccath
3.00	69	Tellina agilis	Tellagil
2.00	32	Ampelisca verrilli	Ampeverr
3.00	177	Acteocina canaliculata	Actecana
1.00	153	Asychis elongata	Asycelon
4.00	158	Scoelelepis texana	Scoltexa
1.00	5	Lumbrineris tenuis	Lumbtenu
7.00	8	Nereis succinea	Neresucc
1.00	66	Nucula proxima	Nucuprox
2.00	151	Solemya velum	Solevelu
10.00	205	Polydora ligni	Polylign

Group: Robins
Sample unit: R01

Value	Code	Species	Code Name
1.00	140	Glycera americana	Glycamer
2.00	97	Prionospio pinnata	Priopinn
1.00	62	Anadara transversa	Anadtran
2.00	61	Anomia simplex	Anomsimp
8.00	79	Balanus sp	Balasp
2.00	46	Batea catharinensis	Batecath
3.00	76	Crepidula plana	Crepplan
8.00	42	Melita nitida	Meliniti
2.00	18	Spiophanes bombyx	Spiobomb
3.00	137	Mulinia lateralis	Mulilate
6.00	32	Ampelisca verrilli	Ampeverr
6.00	177	Acteocina canaliculata	Actecana
1.00	50	Oxyurostylis smithi	Oxyusmit
5.00	56	Xanthidae sp	Xantsp
1.00	118	Ampharetidae sp	Amphtdae
2.00	68	Ensis directus	Ensidire
31.00	70	Mercenaria mercenaria	Mercmerc
4.00	51	Pandora gouldiana	Pandgoul
1.00	218	Ampelisca abdita	Ampeabdi
20.00	238	Glycinde solitaria	Glycsoli
3.00	244	Macoma tenta	Macotent
13.00	245	Macroclymene zonalis	Macrzona
2.00	246	Mediomastus ambiseta	Mediambi
2.00	81	Nemertinea	NemeNeme
2.00	159	Spiochaetopterus costarum	Spiocost

Group: Robins
Sample unit: R02

Value	Code	Species	Code Name
6.00	1	Oligochaeta	OligOlig
3.00	97	Prionospio pinnata	Priopinn
6.00	62	Anadara transversa	Anadtran
4.00	61	Anomia simplex	Anomsimp
48.00	79	Balanus sp	Balasp
2.00	76	Crepidula plana	Crepplan
10.00	107	Pectinaria gouldii	Pectgoul
7.00	69	Tellina agilis	Tellagil
45.00	137	Mulinia lateralis	Mulilate
1.00	164	Eteone sp	Eteosp
9.00	177	Acteocina canaliculata	Actecana
2.00	64	Lyonsia hyalina	Lyonhyal
2.00	56	Xanthidae sp	Xantsp
35.00	66	Nucula proxima	Nucuprox
1.00	68	Ensis directus	Ensidire
46.00	70	Mercenaria mercenaria	Mercmerc
2.00	51	Pandora gouldiana	Pandgoul
2.00	209	Rictaxis punctostriatus	Rictpunc
10.00	238	Glycinde solitaria	Glycsoli
9.00	244	Macoma tenta	Macotent
2.00	245	Macroclymene zonalis	Macrzona
12.00	246	Mediomastus ambiseta	Mediambi
1.00	81	Nemertinea	NemeNeme
1.00	159	Spiochaetopterus costarum	Spiocost
3.00	219	Ampelisca sp	Ampesp
1.00	106	Glycera sp	Glycsp
3.00	247	Melinna maculata	Melimacu
1.00	210	Nephtys incisa	Neptinci
1.00	255	Odostomia sp	Odossp
1.00	269	Sabaco elongatus	Sabaelon

Group: Robins
Sample unit: R03

Value	Code	Species	Code Name
1.00	1	Oligochaeta	OligOlig
2.00	97	Prionospio pinnata	Priopinn
1.00	99	Turbellaria sp	Turbelsp
1.00	76	Crepidula plana	Crepplan
2.00	107	Pectinaria gouldii	Pectgoul
7.00	137	Mulinia lateralis	Mulilate
15.00	177	Acteocina canaliculata	Actecana
1.00	56	Xanthidae sp	Xantsp
13.00	66	Nucula proxima	Nucuprox
2.00	68	Ensis directus	Ensidire
34.00	70	Mercenaria mercenaria	Mercmerc
4.00	51	Pandora gouldiana	Pandgoul
1.00	209	Rictaxis punctostriatus	Rictpunc
18.00	238	Glycinde solitaria	Glycsoli

31.00	244	Macoma tenta	Macotent
19.00	245	Macroclymene zonalis	Macrzona
1.00	246	Mediomastus ambiseta	Mediambi
1.00	159	Spiochaetopterus costarum	Spiocost
1.00	106	Glycera sp	Glycsp
1.00	247	Melinna maculata	Melimacu
2.00	210	Nepthys incisa	Neptinci
2.00	242	Holothuroidea sp	Holosp
9.00	253	Notomastus sp_A_Ewing	Notosp_A
1.00	258	Owenia fusiformis	Owenfusi
2.00	262	Podarkeopsis levifuscina	Podalevi
1.00	256	Stelleroidea sp	Stelsp
1.00	181	Turbonilla interrupta	Turbinte

Group: Robins
Sample unit: R04

Value	Code	Species	Code Name
73.00	1	Oligochaeta	OligOlig
16.00	97	Prionospio pinnata	Priopinn
3.00	99	Turbellaria sp	Turbelsp
16.00	79	Balanus sp	Balasp
1.00	20	Exogone dispar	Exogdisp
16.00	107	Pectinaria gouldii	Pectgoul
5.00	69	Tellina agilis	Tellagil
3.00	21	Parapionosyllis longicirrata	Paralong
14.00	137	Mulinia lateralis	Mulilate
36.00	177	Acteocina canaliculata	Actecana
1.00	64	Lyonsia hyalina	Lyonhyal
9.00	66	Nucula proxima	Nucuprox
51.00	70	Mercenaria mercenaria	Mercmerc
1.00	51	Pandora gouldiana	Pandgoul
2.00	209	Rictaxis punctostriatus	Rictpunc
33.00	238	Glycinde solitaria	Glycsoli
54.00	244	Macoma tenta	Macotent
16.00	245	Macroclymene zonalis	Macrzona
14.00	246	Mediomastus ambiseta	Mediambi
1.00	159	Spiochaetopterus costarum	Spiocost
5.00	219	Ampelisca sp	Ampesp
1.00	106	Glycera sp	Glycsp
3.00	247	Melinna maculata	Melimacu
1.00	210	Nepthys incisa	Neptinci
1.00	255	Odostomia sp	Odosp
2.00	242	Holothuroidea sp	Holosp
9.00	253	Notomastus sp_A_Ewing	Notosp_A
2.00	258	Owenia fusiformis	Owenfusi
1.00	220	Anoplodactylus petiolatus	Anoppeti
1.00	221	Anthozoa sp	Anthsp
1.00	228	Carazziella hobsonae	Carahobs
2.00	232	Cirrophorus sp_A_Morris	Cirrsp_A
1.00	234	Cossura longocirrata	Cosslong
2.00	168	Hydroides dianthus	Hydrdian

Group: Robins

Sample unit: R05

Value	Code	Species	Code Name
10.00	1	Oligochaeta	OligOlig
23.00	97	Prionospio pinnata	Priopinn
7.00	107	Pectinaria gouldii	Pectgoul
10.00	21	Parapionosyllis longicirrata	Paralong
1.00	137	Mulinia lateralis	Mulilate
4.00	32	Ampelisca verrilli	Ampeverr
20.00	177	Acteocina canaliculata	Actecana
1.00	118	Ampharetidae sp	Amphtdae
6.00	66	Nucula proxima	Nucuprox
16.00	70	Mercenaria mercenaria	Mercmerc
6.00	51	Pandora gouldiana	Pandgoul
1.00	209	Rictaxis punctostriatus	Rictpunc
4.00	218	Ampelisca abdita	Ampeabdi
16.00	238	Glycinde solitaria	Glycsoli
14.00	244	Macoma tenta	Macotent
7.00	245	Macroclymene zonalis	Macrzona
1.00	246	Mediomastus ambiseta	Mediambi
3.00	81	Nemertinea	NemeNeme
4.00	219	Ampelisca sp	Ampesp
3.00	255	Odostomia sp	Odosp
5.00	242	Holothuroidea sp	Holosp
1.00	256	Stelleroidea sp	Stelsp
1.00	181	Turbonilla interrupta	Turbinte
1.00	220	Anoplodactylus petiolatus	Anoppeti
1.00	228	Carazziella hobsonae	Carahobs

Group: Robins
Sample unit: R06

Value	Code	Species	Code Name
14.00	1	Oligochaeta	OligOlig
17.00	97	Prionospio pinnata	Priopinn
1.00	99	Turbellaria sp	Turbelsp
4.00	62	Anadara transversa	Anadtran
2.00	76	Crepidula plana	Crepplan
13.00	107	Pectinaria gouldii	Pectgoul
16.00	69	Tellina agilis	Tellagil
6.00	137	Mulinia lateralis	Mulilate
5.00	32	Ampelisca verrilli	Ampeverr
25.00	177	Acteocina canaliculata	Actecana
1.00	50	Oxyurostylis smithi	Oxyusmit
2.00	64	Lyonsia hyalina	Lyonhyal
27.00	66	Nucula proxima	Nucuprox
1.00	68	Ensis directus	Ensidire
40.00	70	Mercenaria mercenaria	Mercmerc
2.00	51	Pandora gouldiana	Pandgoul
1.00	209	Rictaxis punctostriatus	Rictpunc
7.00	218	Ampelisca abdita	Ampeabdi
17.00	238	Glycinde solitaria	Glycsoli
39.00	244	Macoma tenta	Macotent
11.00	245	Macroclymene zonalis	Macrzona

2.00	81	Nemertinea	NemeNeme
1.00	106	Glycera sp	Glycsp
7.00	247	Melinna maculata	Melimacu
1.00	255	Odostomia sp	Odosp
3.00	242	Holothuroidea sp	Holosp
6.00	253	Notomastus sp_A_Ewing	Notosp_A
3.00	258	Owenia fusiformis	Owenfusi
1.00	262	Podarkeopsis levifuscina	Podalevi
2.00	256	Stelleroidea sp	Stelsp
3.00	181	Turbonilla interrupta	Turbinte
1.00	220	Anoplodactylus petiolatus	Anoppeti
2.00	243	Loimia medusa	Loimmedu
1.00	250	Nephtyidae sp	Nephsp

Group: Robins
Sample unit: R07

Value	Code	Species	Code Name
112.00	1	Oligochaeta	OligOlig
1.00	25	Tharyx sp	Tharsp
2.00	62	Anadara transversa	Anadtran
2.00	79	Balanus sp	Balasp
3.00	76	Crepidula plana	Crepplan
14.00	69	Tellina agilis	Tellagil
1.00	18	Spiophanes bombyx	Spiobomb
2.00	14	Polygordius sp	Polygord
1.00	177	Acteocina canaliculata	Actecana
2.00	56	Xanthidae sp	Xantsp
81.00	66	Nucula proxima	Nucuprox
4.00	70	Mercenaria mercenaria	Mercmerc
2.00	209	Rictaxis punctostriatus	Rictpunc
4.00	238	Glycinde solitaria	Glycsoli
2.00	245	Macroclymene zonalis	Macrzona
18.00	246	Mediomastus ambiseta	Mediambi
17.00	219	Ampelisca sp	Ampesp
1.00	106	Glycera sp	Glycsp
1.00	242	Holothuroidea sp	Holosp
1.00	221	Anthozoa sp	Anthsp
20.00	235	Crepidula convexa	Crepconv
16.00	72	Gastropoda sp	Gastsp
2.00	257	Orbiniidae sp	Orbindae
1.00	259	Pagurus sp	Pagusp
2.00	268	Rhepoxynius hudsoni	Rhephuds

Group: Robins
Sample unit: R08

Value	Code	Species	Code Name
236.00	1	Oligochaeta	OligOlig
1.00	97	Prionospio pinnata	Priopinn
1.00	25	Tharyx sp	Tharsp
2.00	62	Anadara transversa	Anadtran
1.00	61	Anomia simplex	Anomsimp

19.00	79	Balanus sp	Balasp
11.00	46	Batea catharinensis	Batecath
5.00	76	Crepidula plana	Crepplan
7.00	20	Exogone dispar	Exogdisp
74.00	161	Ilyanassa trivittata	Ilyatriv
15.00	69	Tellina agilis	Tellagil
7.00	32	Ampelisca verrilli	Ampeverr
1.00	164	Eteone sp	Eteosp
1.00	85	Corophium sp	Corosp
48.00	66	Nucula proxima	Nucuprox
5.00	70	Mercenaria mercenaria	Mercmerc
3.00	238	Glycinde solitaria	Glycsoli
3.00	244	Macoma tenta	Macotent
26.00	246	Mediomastus ambiseta	Mediambi
1.00	106	Glycera sp	Glycsp
7.00	232	Cirrophorus sp_A_Morris	Cirrsp_A
36.00	235	Crepidula convexa	Crepconv
1.00	259	Pagurus sp	Pagusp
1.00	251	Nereidae sp	Neresp
7.00	264	Scoloplos sp	Scolosp

Group: Robins
Sample unit: R09

Value	Code	Species	Code Name
2.00	140	Glycera americana	Glycamer
1.00	1	Oligochaeta	OligOlig
7.00	97	Prionospio pinnata	Priopinn
2.00	99	Turbellaria sp	Turbelasp
8.00	30	Ampelisca vadorum	Ampevado
6.00	107	Pectinaria gouldii	Pectgoul
3.00	69	Tellina agilis	Tellagil
1.00	21	Parapionosyllis longicirrata	Paralong
11.00	137	Mulinia lateralis	Mulilate
15.00	177	Acteocina canaliculata	Actecana
9.00	66	Nucula proxima	Nucuprox
1.00	68	Ensis directus	Ensidire
4.00	113	Phyllodoce arenae	Phylaren
12.00	70	Mercenaria mercenaria	Mercmerc
19.00	238	Glycinde solitaria	Glycsoli
28.00	244	Macoma tenta	Macotent
12.00	245	Macroclymene zonalis	Macrzona
1.00	246	Mediomastus ambiseta	Mediambi
2.00	81	Nemertinea	NemeNeme
1.00	159	Spiochaetopterus costarum	Spiocost
11.00	247	Melinna maculata	Melimacu
6.00	269	Sabaco elongatus	Sabaelon
2.00	242	Holothuroidea sp	Holosp
21.00	253	Notomastus sp_A_Ewing	Notosp_A
1.00	258	Owenia fusiformis	Owenfusi
2.00	256	Stelleroidea sp	Stelasp
1.00	221	Anthozoa sp	Anthsp
1.00	257	Orbiniidae sp	Orbindae
1.00	237	Enteropneusta sp	Entesp
1.00	254	Odostomia engonia	Odosengo

Group: Robins
Sample unit: R10

Value	Code	Species	Code Name
2.00	140	Glycera americana	Glycamer
1.00	1	Oligochaeta	OligOlig
25.00	97	Prionospio pinnata	Priopinn
1.00	99	Turbellaria sp	Turbelsp
5.00	107	Pectinaria gouldii	Pectgoul
1.00	21	Parapionosyllis longicirrata	Paralong
4.00	137	Mulinia lateralis	Mulilate
40.00	177	Acteocina canaliculata	Actecana
10.00	66	Nucula proxima	Nucuprox
1.00	113	Phyllodoce arenae	Phylaren
10.00	70	Mercenaria mercenaria	Mercmerc
1.00	51	Pandora gouldiana	Pandgoul
3.00	209	Rictaxis punctostriatus	Rictpunc
4.00	218	Ampelisca abdita	Ampeabdi
28.00	238	Glycinde solitaria	Glycsoli
19.00	244	Macoma tenta	Macotent
9.00	245	Macroclymene zonalis	Macrzona
1.00	246	Mediomastus ambiseta	Mediambi
1.00	81	Nemertinea	NemeNeme
1.00	159	Spiochaetopterus costarum	Spiocost
15.00	247	Melinna maculata	Melimacu
2.00	255	Odostomia sp	Odossp
2.00	269	Sabaco elongatus	Sabaelon
4.00	242	Holothuroidea sp	Holosp
24.00	253	Notomastus sp_A_Ewing	Notosp_A
1.00	258	Owenia fusiformis	Owenfusi
5.00	256	Stelleroidea sp	Stelsp
1.00	181	Turbonilla interrupta	Turbinte
2.00	220	Anoplodactylus petiolatus	Anoppeti
1.00	223	Turridae sp	Turrsp

Group: Robins
Sample unit: R11

Value	Code	Species	Code Name
1.00	140	Glycera americana	Glycamer
6.00	1	Oligochaeta	OligOlig
97.00	97	Prionospio pinnata	Priopinn
27.00	25	Tharyx sp	Tharsp
3.00	99	Turbellaria sp	Turbelsp
4.00	107	Pectinaria gouldii	Pectgoul
1.00	137	Mulinia lateralis	Mulilate
4.00	177	Acteocina canaliculata	Actecana
26.00	66	Nucula proxima	Nucuprox
1.00	113	Phyllodoce arenae	Phylaren
2.00	218	Ampelisca abdita	Ampeabdi
19.00	238	Glycinde solitaria	Glycsoli
2.00	244	Macoma tenta	Macotent

1.00	245	Macroclymene zonalis	Macrzona
8.00	246	Mediomastus ambiseta	Mediambi
13.00	81	Nemertinea	NemeNeme
25.00	253	Notomastus sp_A_Ewing	Notosp_A
10.00	256	Stelleroidea sp	Stelssp
2.00	221	Anthozoa sp	Anthsp
42.00	228	Carazziella hobsonae	Carahobs
1.00	232	Cirrophorus sp_A_Morris	Cirrsp_A
3.00	243	Loimia medusa	Loimmedu
1.00	237	Enteropneusta sp	Entesp
1.00	231	Chaetopterus variopedatus	Chaevari
1.00	233	Clymenella torquata	Clymtorq
7.00	274	Sipunculoidea sp	Sipusp

Group: Robins
Sample unit: R12

Value	Code	Species	Code Name
35.00	97	Prionospio pinnata	Priopinn
2.00	25	Tharyx sp	Tharsp
3.00	99	Turbellaria sp	Turbelssp
15.00	107	Pectinaria gouldii	Pectgoul
8.00	177	Acteocina canaliculata	Actecana
2.00	193	Polynoidae sp	Polynoid
11.00	66	Nucula proxima	Nucuprox
2.00	209	Rictaxis punctostriatus	Rictpunc
15.00	238	Glycinde solitaria	Glycsoli
1.00	244	Macoma tenta	Macotent
2.00	245	Macroclymene zonalis	Macrzona
22.00	246	Mediomastus ambiseta	Mediambi
3.00	81	Nemertinea	NemeNeme
2.00	210	Nepthys incisa	Neptinci
1.00	255	Odostomia sp	Odosp
2.00	269	Sabaco elongatus	Sabaelon
33.00	253	Notomastus sp_A_Ewing	Notosp_A
1.00	258	Owenia fusiformis	Owenfusi
19.00	256	Stelleroidea sp	Stelssp
3.00	181	Turbonilla interrupta	Turbinte
1.00	220	Anoplodactylus petiolatus	Anoppeti
2.00	228	Carazziella hobsonae	Carahobs
2.00	176	Tagelus sp	Tagsp

Group: Robins
Sample unit: R13

Value	Code	Species	Code Name
1.00	1	Oligochaeta	OligOlig
126.00	97	Prionospio pinnata	Priopinn
6.00	25	Tharyx sp	Tharsp
5.00	99	Turbellaria sp	Turbelssp
20.00	107	Pectinaria gouldii	Pectgoul
1.00	69	Tellina agilis	Tellagil
3.00	137	Mulinia lateralis	Mulilate

8.00	177	Acteocina canaliculata	Actecana
1.00	50	Oxyurostylis smithi	Oxyusmit
45.00	66	Nucula proxima	Nucuprox
1.00	113	Phyllodoce arenae	Phylaren
1.00	70	Mercenaria mercenaria	Mercmerc
1.00	209	Rictaxis punctostriatus	Rictpunc
42.00	238	Glycinde solitaria	Glycsoli
102.00	244	Macoma tenta	Macotent
2.00	245	Macroclymene zonalis	Macrzona
2.00	81	Nemertinea	NemeNeme
3.00	159	Spiochaetopterus costarum	Spiocost
4.00	219	Ampelisca sp	Ampesp
1.00	106	Glycera sp	Glycsp
2.00	247	Melinna maculata	Melimacu
2.00	210	Nepthys incisa	Neptinci
2.00	255	Odostomia sp	Odossp
1.00	269	Sabaco elongatus	Sabaelon
35.00	253	Notomastus sp_A_Ewing	Notosp_A
1.00	258	Owenia fusiformis	Owenfusi
1.00	262	Podarkeopsis levifuscina	Podalevi
12.00	256	Stelleroidea sp	Stelsp
3.00	181	Turbonilla interrupta	Turbinte
2.00	220	Anoplodactylus petiolatus	Anoppeti
4.00	228	Carazziella hobsonae	Carahobs
3.00	243	Loimia medusa	Loimmedu
1.00	231	Chaetopterus variopedatus	Chaevvari
1.00	261	Pinnotheridae sp	Pinnther

Group: Robins
Sample unit: R14

Value	Code	Species	Code Name
2.00	140	Glycera americana	Glycamer
3.00	1	Oligochaeta	OligOlig
45.00	97	Prionospio pinnata	Priopinn
6.00	25	Tharyx sp	Tharsp
6.00	99	Turbellaria sp	Turbelsp
23.00	107	Pectinaria gouldii	Pectgoul
2.00	137	Mulinia lateralis	Mulilate
5.00	177	Acteocina canaliculata	Actecana
47.00	66	Nucula proxima	Nucuprox
1.00	209	Rictaxis punctostriatus	Rictpunc
18.00	238	Glycinde solitaria	Glycsoli
66.00	244	Macoma tenta	Macotent
1.00	245	Macroclymene zonalis	Macrzona
4.00	246	Mediomastus ambiseta	Mediambi
1.00	81	Nemertinea	NemeNeme
3.00	159	Spiochaetopterus costarum	Spiocost
2.00	219	Ampelisca sp	Ampesp
2.00	247	Melinna maculata	Melimacu
1.00	255	Odostomia sp	Odossp
2.00	269	Sabaco elongatus	Sabaelon
36.00	253	Notomastus sp_A_Ewing	Notosp_A
1.00	262	Podarkeopsis levifuscina	Podalevi
5.00	256	Stelleroidea sp	Stelsp

2.00	181	Turbonilla interrupta	Turbinte
1.00	221	Anthozoa sp	Anthsp
8.00	228	Carazziella hobsonae	Carahobs
4.00	243	Loimia medusa	Loimmedu
1.00	265	Polyonyx gibbesi	Polygibb

Group: Robins
Sample unit: R15

Value	Code	Species	Code Name
96.00	97	Prionospio pinnata	Priopinn
1.00	25	Tharyx sp	Tharsp
8.00	99	Turbellaria sp	Turbelsp
15.00	107	Pectinaria gouldii	Pectgoul
17.00	177	Acteocina canaliculata	Actecana
1.00	193	Polynoidae sp	Polynoid
1.00	118	Ampharetidae sp	Amphtdae
2.00	66	Nucula proxima	Nucuprox
1.00	113	Phyllodoce arenae	Phylaren
2.00	51	Pandora gouldiana	Pandgoul
2.00	209	Rictaxis punctostriatus	Rictpunc
5.00	218	Ampelisca abdita	Ampeabdi
20.00	238	Glycinde solitaria	Glycsoli
5.00	244	Macoma tenta	Macotent
4.00	245	Macroclymene zonalis	Macrzona
3.00	246	Mediomastus ambiseta	Mediambi
5.00	81	Nemertinea	NemeNeme
1.00	210	Neptys incisa	Neptinci
3.00	269	Sabaco elongatus	Sabaelon
1.00	242	Holothuroidea sp	Holosp
24.00	253	Notomastus sp_A_Ewing	Notosp_A
16.00	256	Stelleroidea sp	Stelsp
2.00	221	Anthozoa sp	Anthsp
1.00	228	Carazziella hobsonae	Carahobs
5.00	243	Loimia medusa	Loimmedu

Group: Robins
Sample unit: R16

Value	Code	Species	Code Name
2.00	1	Oligochaeta	OligOlig
88.00	97	Prionospio pinnata	Priopinn
4.00	99	Turbellaria sp	Turbelsp
4.00	107	Pectinaria gouldii	Pectgoul
2.00	137	Mulinia lateralis	Mulilate
18.00	177	Acteocina canaliculata	Actecana
2.00	193	Polynoidae sp	Polynoid
3.00	66	Nucula proxima	Nucuprox
3.00	209	Rictaxis punctostriatus	Rictpunc
25.00	238	Glycinde solitaria	Glycsoli
7.00	244	Macoma tenta	Macotent
1.00	246	Mediomastus ambiseta	Mediambi
3.00	81	Nemertinea	NemeNeme

3.00	247	Melinna maculata	Melimacu
1.00	210	Neptysis incisa	Neptinci
1.00	269	Sabaco elongatus	Sabaelon
14.00	253	Notomastus sp_A_Ewing	Notosp_A
23.00	256	Stelleroidea sp	Stelsp
1.00	181	Turbonilla interrupta	Turbinte
10.00	228	Carazziella hobsonae	Carahobs
2.00	243	Loimia medusa	Loimmedu

Group: Robins
Sample unit: R17

Value	Code	Species	Code Name
38.00	97	Prionospio pinnata	Priopinn
1.00	25	Tharyx sp	Tharsp
1.00	99	Turbellaria sp	Turbelsp
1.00	107	Pectinaria gouldii	Pectgoul
5.00	177	Acteocina canaliculata	Actecana
4.00	193	Polynoidae sp	Polynoid
8.00	66	Nucula proxima	Nucuprox
2.00	218	Ampelisca abdita	Ampeabdi
7.00	238	Glycinde solitaria	Glycsoli
4.00	244	Macoma tenta	Macotent
1.00	245	Macroclymene zonalis	Macrzona
1.00	81	Nemertinea	NemeNeme
6.00	269	Sabaco elongatus	Sabaelon
28.00	253	Notomastus sp_A_Ewing	Notosp_A
1.00	258	Owenia fusiformis	Owenfusi
15.00	256	Stelleroidea sp	Stelsp
2.00	181	Turbonilla interrupta	Turbinte
6.00	228	Carazziella hobsonae	Carahobs
1.00	232	Cirrophorus sp_A_Morris	Cirrsp_A
4.00	243	Loimia medusa	Loimmedu
1.00	274	Sipunculoidea sp	Sipusp

Group: Robins
Sample unit: R18

Value	Code	Species	Code Name
29.00	97	Prionospio pinnata	Priopinn
7.00	99	Turbellaria sp	Turbelsp
2.00	20	Exogone dispar	Exogdisp
6.00	107	Pectinaria gouldii	Pectgoul
19.00	177	Acteocina canaliculata	Actecana
2.00	193	Polynoidae sp	Polynoid
14.00	66	Nucula proxima	Nucuprox
1.00	113	Phyllodoce arenae	Phylaren
1.00	209	Rictaxis punctostriatus	Rictpunc
1.00	218	Ampelisca abdita	Ampeabdi
16.00	238	Glycinde solitaria	Glycsoli
2.00	269	Sabaco elongatus	Sabaelon
28.00	253	Notomastus sp_A_Ewing	Notosp_A
6.00	256	Stelleroidea sp	Stelsp

6.00	181	Turbonilla interrupta	Turbinte
1.00	228	Carazziella hobsonae	Carahobs
5.00	243	Loimia medusa	Loimmedu
3.00	250	Nephtyidae sp	Nephsp
1.00	233	Clymenella torquata	Clymtorq
1.00	239	Haminoea solitaria	Hamisoli

Group: Robins
Sample unit: R19

Value	Code	Species	Code Name
1.00	1	Oligochaeta	OligOlig
31.00	97	Prionospio pinnata	Priopinn
4.00	25	Tharyx sp	Tharsp
2.00	99	Turbellaria sp	Turbelsp
4.00	107	Pectinaria gouldii	Pectgoul
4.00	177	Acteocina canaliculata	Actecana
1.00	193	Polynoidae sp	Polynoid
3.00	66	Nucula proxima	Nucuprox
2.00	209	Rictaxis punctostriatus	Rictpunc
13.00	238	Glycinde solitaria	Glycsoli
3.00	244	Macoma tenta	Macotent
7.00	246	Mediomastus ambiseta	Mediambi
4.00	81	Nemertinea	NemeNeme
1.00	210	Nephtys incisa	Neptinci
23.00	269	Sabaco elongatus	Sabaelon
6.00	253	Notomastus sp_A_Ewing	Notosp_A
2.00	258	Owenia fusiformis	Owenfusi
16.00	256	Stelleroidea sp	Stelsp
22.00	181	Turbonilla interrupta	Turbinte
1.00	220	Anoplodactylus petiolatus	Anoppeti
5.00	228	Carazziella hobsonae	Carahobs
7.00	243	Loimia medusa	Loimmedu
1.00	250	Nephtyidae sp	Nephsp
1.00	274	Sipunculoidea sp	Sipusp

Group: Robins
Sample unit: R20

Value	Code	Species	Code Name
19.00	97	Prionospio pinnata	Priopinn
1.00	25	Tharyx sp	Tharsp
4.00	99	Turbellaria sp	Turbelsp
4.00	107	Pectinaria gouldii	Pectgoul
4.00	177	Acteocina canaliculata	Actecana
4.00	193	Polynoidae sp	Polynoid
10.00	66	Nucula proxima	Nucuprox
2.00	209	Rictaxis punctostriatus	Rictpunc
2.00	238	Glycinde solitaria	Glycsoli
6.00	244	Macoma tenta	Macotent
2.00	245	Macroclymene zonalis	Macrzona
1.00	246	Mediomastus ambiseta	Mediambi
4.00	81	Nemertinea	NemeNeme

2.00	159	Spiochaetopterus costarum	Spiocost
1.00	210	Neptysis incisa	Neptinci
35.00	269	Sabaco elongatus	Sabaelon
17.00	253	Notomastus sp_A_Ewing	Notosp_A
1.00	258	Owenia fusiformis	Owenfusi
14.00	256	Stelleroidea sp	Stelsp
23.00	181	Turbonilla interrupta	Turbinte
1.00	221	Anthozoa sp	Anthsp
3.00	228	Carazziella hobsonae	Carahobs
7.00	243	Loimia medusa	Loimmedu
3.00	233	Clymenella torquata	Clymtorq
1.00	28	Goniadidae sp	Gonisp

Group: Robins
Sample unit: R21

Value	Code	Species	Code Name
16.00	1	Oligochaeta	OligOlig
93.00	97	Prionospio pinnata	Priopinn
2.00	20	Exogone dispar	Exogdisp
3.00	107	Pectinaria gouldii	Pectgoul
8.00	177	Acteocina canaliculata	Actecana
1.00	64	Lyonsia hyalina	Lyonhyal
1.00	193	Polynoidae sp	Polynoid
12.00	66	Nucula proxima	Nucuprox
1.00	70	Mercenaria mercenaria	Mercmerc
18.00	238	Glycinde solitaria	Glycsoli
45.00	244	Macoma tenta	Macotent
6.00	245	Macroclymene zonalis	Macrzona
11.00	246	Mediomastus ambiseta	Mediambi
6.00	81	Nemertinea	NemeNeme
1.00	219	Ampelisca sp	Ampesp
2.00	210	Neptysis incisa	Neptinci
1.00	269	Sabaco elongatus	Sabaelon
4.00	253	Notomastus sp_A_Ewing	Notosp_A
1.00	262	Podarkeopsis levifuscina	Podalevi
3.00	256	Stelleroidea sp	Stelsp
5.00	228	Carazziella hobsonae	Carahobs
3.00	232	Cirrophorus sp_A_Morris	Cirrsp_A
2.00	261	Pinnotheridae sp	Pinnther

Group: Robins
Sample unit: R22

Value	Code	Species	Code Name
16.00	1	Oligochaeta	OligOlig
93.00	97	Prionospio pinnata	Priopinn
3.00	99	Turbellaria sp	Turbelsp
1.00	20	Exogone dispar	Exogdisp
9.00	107	Pectinaria gouldii	Pectgoul
1.00	137	Mulinia lateralis	Mulilate
17.00	177	Acteocina canaliculata	Actecana
1.00	50	Oxyurostylis smithi	Oxyusmit

26.00	66	Nucula proxima	Nucuprox
1.00	113	Phyllodoce arenae	Phylaren
20.00	238	Glycinde solitaria	Glycsoli
57.00	244	Macoma tenta	Macotent
1.00	245	Macroclymene zonalis	Macrzona
16.00	246	Mediomastus ambiseta	Mediambi
1.00	81	Nemertinea	NemeNeme
5.00	253	Notomastus sp_A_Ewing	Notosp_A
5.00	262	Podarkeopsis levifuscina	Podalevi
1.00	256	Stelleroidea sp	Stelssp
12.00	228	Carazziella hobsonae	Carahobs
1.00	227	Cabira incerta	Cabiince
1.00	27	Marphysa sanguinea	Marpsang

Group: Robins
Sample unit: R23

Value	Code	Species	Code Name
21.00	1	Oligochaeta	OligOlig
113.00	97	Prionospio pinnata	Priopinn
16.00	25	Tharyx sp	Tharsp
2.00	99	Turbellaria sp	Turbelssp
2.00	20	Exogone dispar	Exogdisp
9.00	107	Pectinaria gouldii	Pectgoul
5.00	137	Mulinia lateralis	Mulilate
1.00	177	Acteocina canaliculata	Actecana
1.00	193	Polynoidae sp	Polynoid
19.00	66	Nucula proxima	Nucuprox
25.00	238	Glycinde solitaria	Glycsoli
63.00	244	Macoma tenta	Macotent
1.00	245	Macroclymene zonalis	Macrzona
27.00	246	Mediomastus ambiseta	Mediambi
14.00	81	Nemertinea	NemeNeme
1.00	159	Spiochaetopterus costarum	Spiocost
4.00	219	Ampelisca sp	Ampesp
2.00	247	Melinna maculata	Melimacu
1.00	210	Nephtys incisa	Neptinci
2.00	269	Sabaco elongatus	Sabaelon
18.00	253	Notomastus sp_A_Ewing	Notosp_A
4.00	258	Owenia fusiformis	Owenfusi
4.00	262	Podarkeopsis levifuscina	Podalevi
2.00	256	Stelleroidea sp	Stelssp
1.00	220	Anoplodactylus petiolatus	Anoppeti
3.00	228	Carazziella hobsonae	Carahobs
2.00	250	Nephtyidae sp	Nephsp
1.00	257	Orbiniidae sp	Orbindae
1.00	222	Arabellidae sp	Arabsp

Group: Robins
Sample unit: R24

Value	Code	Species	Code Name
2.00	140	Glycera americana	Glycamer

61.00	97	Prionospio pinnata	Priopinn
1.00	25	Tharyx sp	Tharsp
1.00	99	Turbellaria sp	Turbelsp
1.00	20	Exogone dispar	Exogdisp
8.00	107	Pectinaria gouldii	Pectgoul
5.00	69	Tellina agilis	Tellagil
4.00	137	Mulinia lateralis	Mulilate
5.00	177	Acteocina canaliculata	Actecana
1.00	64	Lyonsia hyalina	Lyonhyal
2.00	56	Xanthidae sp	Xantsp
23.00	66	Nucula proxima	Nucuprox
4.00	70	Mercenaria mercenaria	Mercmerc
5.00	209	Rictaxis punctostriatus	Rictpunc
29.00	238	Glycinde solitaria	Glycsoli
43.00	244	Macoma tenta	Macotent
11.00	245	Macroclymene zonalis	Macrzona
1.00	246	Mediomastus ambiseta	Mediambi
3.00	81	Nemertinea	NemeNeme
3.00	219	Ampelisca sp	Ampesp
1.00	255	Odostomia sp	Odosp
7.00	253	Notomastus sp_A_Ewing	Notosp_A
1.00	262	Podarkeopsis levifuscina	Podalevi
1.00	256	Stelleroidea sp	Stelsp
1.00	181	Turbonilla interrupta	Turbinte
2.00	232	Cirrophorus sp_A_Morris	Cirrsp_A

Group: Robins
Sample unit: R25

Value	Code	Species	Code Name
3.00	140	Glycera americana	Glycamer
35.00	1	Oligochaeta	OligOlig
74.00	97	Prionospio pinnata	Priopinn
1.00	99	Turbellaria sp	Turbelsp
4.00	107	Pectinaria gouldii	Pectgoul
2.00	177	Acteocina canaliculata	Actecana
4.00	193	Polynoidae sp	Polynoid
21.00	66	Nucula proxima	Nucuprox
20.00	238	Glycinde solitaria	Glycsoli
47.00	244	Macoma tenta	Macotent
1.00	245	Macroclymene zonalis	Macrzona
9.00	246	Mediomastus ambiseta	Mediambi
3.00	81	Nemertinea	NemeNeme
2.00	159	Spiochaetopterus costarum	Spiocost
1.00	269	Sabaco elongatus	Sabaelon
1.00	242	Holothuroidea sp	Holosp
14.00	253	Notomastus sp_A_Ewing	Notosp_A
2.00	258	Owenia fusiformis	Owenfusi
1.00	262	Podarkeopsis levifuscina	Podalevi
11.00	256	Stelleroidea sp	Stelsp
5.00	228	Carazziella hobsonae	Carahobs
5.00	243	Loimia medusa	Loimmedu
2.00	233	Clymenella torquata	Clymtorq

Group: Robins
Sample unit: R26

Value	Code	Species	Code Name
45.00	97	Prionospio pinnata	Priopinn
1.00	46	Batea catharinensis	Batecath
5.00	107	Pectinaria gouldii	Pectgoul
1.00	137	Mulinia lateralis	Mulilate
4.00	177	Acteocina canaliculata	Actecana
1.00	64	Lyonsia hyalina	Lyonhyal
1.00	193	Polynoidae sp	Polynoid
16.00	66	Nucula proxima	Nucuprox
1.00	209	Rictaxis punctostriatus	Rictpunc
10.00	238	Glycinde solitaria	Glycsoli
47.00	244	Macoma tenta	Macotent
3.00	81	Nemertinea	NemeNeme
1.00	219	Ampelisca sp	Ampesp
11.00	253	Notomastus sp_A_Ewing	Notosp_A
1.00	262	Podarkeopsis levifuscina	Podalevi
4.00	256	Stelleroidea sp	Stelsp
1.00	232	Cirrophorus sp_A_Morris	Cirrsp_A
4.00	243	Loimia medusa	Loimmedu

Group: Robins
Sample unit: R27

Value	Code	Species	Code Name
2.00	140	Glycera americana	Glycamer
3.00	1	Oligochaeta	OligOlig
31.00	97	Prionospio pinnata	Priopinn
7.00	25	Tharyx sp	Tharsp
2.00	99	Turbellaria sp	Turbelsp
2.00	107	Pectinaria gouldii	Pectgoul
4.00	193	Polynoidae sp	Polynoid
7.00	66	Nucula proxima	Nucuprox
8.00	238	Glycinde solitaria	Glycsoli
9.00	244	Macoma tenta	Macotent
1.00	245	Macroclymene zonalis	Macrzona
2.00	246	Mediomastus ambiseta	Mediambi
4.00	81	Nemertinea	NemeNeme
2.00	247	Melinna maculata	Melimacu
1.00	210	Nepthys incisa	Neptinci
21.00	253	Notomastus sp_A_Ewing	Notosp_A
2.00	258	Owenia fusiformis	Owenfusi
2.00	262	Podarkeopsis levifuscina	Podalevi
18.00	256	Stelleroidea sp	Stelsp
6.00	228	Carazziella hobsonae	Carahobs
5.00	232	Cirrophorus sp_A_Morris	Cirrsp_A
1.00	243	Loimia medusa	Loimmedu
1.00	274	Sipunculoidea sp	Sipusp

Group: Robins
Sample unit: R28

Value	Code	Species	Code Name
1.00	140	Glycera americana	Glycamer
47.00	97	Prionospio pinnata	Priopinn
3.00	25	Tharyx sp	Tharsp
1.00	76	Crepidula plana	Crepplan
3.00	107	Pectinaria gouldii	Pectgoul
1.00	177	Acteocina canaliculata	Actecana
5.00	193	Polynoidae sp	Polynoid
7.00	66	Nucula proxima	Nucuprox
1.00	113	Phyllodoce arenae	Phylaren
2.00	238	Glycinde solitaria	Glycsoli
14.00	244	Macoma tenta	Macotent
1.00	245	Macroclymene zonalis	Macrzona
3.00	81	Nemertinea	NemeNeme
2.00	247	Melinna maculata	Melimacu
1.00	210	Nepthys incisa	Neptinci
2.00	269	Sabaco elongatus	Sabaelon
14.00	253	Notomastus sp_A_Ewing	Notosp_A
1.00	262	Podarkeopsis levifuscina	Podalevi
8.00	256	Stelleroidea sp	Stelsp
6.00	228	Carazziella hobsonae	Carahobs
2.00	232	Cirrophorus sp_A_Morris	Cirrsp_A
1.00	243	Loimia medusa	Loimmedu
1.00	237	Enteropneusta sp	Entesp
1.00	27	Marphysa sanguinea	Marpsang

Group: Robins
Sample unit: R29

Value	Code	Species	Code Name
2.00	140	Glycera americana	Glycamer
4.00	1	Oligochaeta	OligOlig
135.00	97	Prionospio pinnata	Priopinn
2.00	99	Turbellaria sp	Turbelsp
2.00	46	Batea catharinensis	Batecath
2.00	76	Crepidula plana	Crepplan
1.00	13	Eumida sanguinea	Eumisang
1.00	20	Exogone dispar	Exogdisp
2.00	4	Odontosyllis fulgurans	Odonfulg
6.00	107	Pectinaria gouldii	Pectgoul
8.00	137	Mulinia lateralis	Mulilate
9.00	37	Paracaprella tenius	Parateni
6.00	177	Acteocina canaliculata	Actecana
2.00	64	Lyonsia hyalina	Lyonhyal
10.00	66	Nucula proxima	Nucuprox
4.00	218	Ampelisca abdita	Ampeabdi
21.00	238	Glycinde solitaria	Glycsoli
25.00	244	Macoma tenta	Macotent
1.00	245	Macroclymene zonalis	Macrzona
5.00	246	Mediomastus ambiseta	Mediambi
1.00	81	Nemertinea	NemeNeme
1.00	159	Spiochaetopterus costarum	Spiocost
1.00	247	Melinna maculata	Melimacu

6.00	253	Notomastus sp_A_Ewing	Notosp_A
1.00	262	Podarkeopsis levifuscina	Podalevi
1.00	221	Anthozoa sp	Anthsp
4.00	232	Cirrophorus sp_A_Morris	Cirrsp_A
1.00	267	Proceraea cornuta	Proccorn
4.00	148	Sabella microphthalma	Sabemicr
1.00	270	Sabellaria vulgaris	Sabevulg

Group: Robins
Sample unit: R30

Value	Code	Species	Code Name
92.00	97	Prionospio pinnata	Priopinn
2.00	25	Tharyx sp	Tharsp
2.00	99	Turbellaria sp	Turbelsp
8.00	107	Pectinaria gouldii	Pectgoul
1.00	137	Mulinia lateralis	Mulilate
18.00	177	Acteocina canaliculata	Actecana
16.00	66	Nucula proxima	Nucuprox
1.00	113	Phyllodoce arenae	Phylaren
1.00	70	Mercenaria mercenaria	Mercmerc
26.00	238	Glycinde solitaria	Glycsoli
21.00	244	Macoma tenta	Macotent
3.00	245	Macroclymene zonalis	Macrzona
5.00	81	Nemertinea	NemeNeme
1.00	106	Glycera sp	Glycsp
1.00	210	Neptlys incisa	Neptinci
19.00	253	Notomastus sp_A_Ewing	Notosp_A
4.00	262	Podarkeopsis levifuscina	Podalevi
4.00	228	Carazziella hobsonae	Carahobs
4.00	232	Cirrophorus sp_A_Morris	Cirrsp_A
1.00	261	Pinnotheridae sp	Pinther
1.00	270	Sabellaria vulgaris	Sabevulg
1.00	236	Dipolydora quadrilobata	Dipoquad
1.00	241	Heteromastus filiformis	Hetefili
1.00	252	Notocirrus spiniferus	Notospin
1.00	263	Polycirrus sp	Polycirr

Group: Robins
Sample unit: R31

Value	Code	Species	Code Name
1.00	1	Oligochaeta	OligOlig
1.00	97	Prionospio pinnata	Priopinn
2.00	25	Tharyx sp	Tharsp
1.00	99	Turbellaria sp	Turbelsp
2.00	191	Ilyanassa obsoleta	Ilyaobso
2.00	66	Nucula proxima	Nucuprox
1.00	238	Glycinde solitaria	Glycsoli
60.00	244	Macoma tenta	Macotent
3.00	246	Mediomastus ambiseta	Mediambi
1.00	81	Nemertinea	NemeNeme
1.00	159	Spiochaetopterus costarum	Spiocost

4.00	210	<i>Nephtys incisa</i>	Neptinci
5.00	269	<i>Sabaco elongatus</i>	Sabaelon
1.00	262	<i>Podarkeopsis levifusca</i>	Podalevi
12.00	256	<i>Stelleroidea sp</i>	Stelsp
17.00	181	<i>Turbonilla interrupta</i>	Turbinte
1.00	274	<i>Sipunculoidea sp</i>	Sipusp

Group: Robins
Sample unit: R32

Value	Code	Species	Code Name
2.00	1	<i>Oligochaeta</i>	OligOlig
11.00	97	<i>Prionospio pinnata</i>	Priopinn
2.00	25	<i>Tharyx sp</i>	Tharsp
6.00	99	<i>Turbellaria sp</i>	Turbelsp
1.00	13	<i>Eumida sanguinea</i>	Eumisang
7.00	107	<i>Pectinaria gouldii</i>	Pectgoul
8.00	177	<i>Acteocina canaliculata</i>	Actecana
1.00	50	<i>Oxyurostylis smithi</i>	Oxyusmit
6.00	66	<i>Nucula proxima</i>	Nucuprox
4.00	209	<i>Rictaxis punctostriatus</i>	Rictpunc
8.00	238	<i>Glycinde solitaria</i>	Glycsoli
73.00	244	<i>Macoma tenta</i>	Macotent
6.00	246	<i>Mediomastus ambiseta</i>	Mediambi
8.00	81	<i>Nemertinea</i>	NemeNeme
6.00	210	<i>Nephtys incisa</i>	Neptinci
2.00	269	<i>Sabaco elongatus</i>	Sabaelon
1.00	262	<i>Podarkeopsis levifusca</i>	Podalevi
9.00	256	<i>Stelleroidea sp</i>	Stelsp
91.00	181	<i>Turbonilla interrupta</i>	Turbinte
17.00	228	<i>Carazziella hobsonae</i>	Carahobs
3.00	243	<i>Loimia medusa</i>	Loimmedu
1.00	231	<i>Chaetopterus variopedatus</i>	Chaevari
1.00	265	<i>Polyonyx gibbesi</i>	Polygibb

Group: Robins
Sample unit: R33

Value	Code	Species	Code Name
4.00	1	<i>Oligochaeta</i>	OligOlig
20.00	97	<i>Prionospio pinnata</i>	Priopinn
16.00	25	<i>Tharyx sp</i>	Tharsp
3.00	99	<i>Turbellaria sp</i>	Turbelsp
1.00	161	<i>Ilyanassa trivittata</i>	Ilyatriv
3.00	107	<i>Pectinaria gouldii</i>	Pectgoul
7.00	177	<i>Acteocina canaliculata</i>	Actecana
11.00	66	<i>Nucula proxima</i>	Nucuprox
2.00	209	<i>Rictaxis punctostriatus</i>	Rictpunc
8.00	238	<i>Glycinde solitaria</i>	Glycsoli
54.00	244	<i>Macoma tenta</i>	Macotent
1.00	245	<i>Macroclymene zonalis</i>	Macrzona
7.00	246	<i>Mediomastus ambiseta</i>	Mediambi
2.00	81	<i>Nemertinea</i>	NemeNeme

3.00	159	Spiochaetopterus costarum	Spiocost
2.00	210	Nepthys incisa	Neptinci
4.00	269	Sabaco elongatus	Sabaelon
7.00	256	Stelleroidea sp	Stelssp
33.00	181	Turbonilla interrupta	Turbinte
1.00	220	Anoplodactylus petiolatus	Anoppeti
38.00	228	Carazziella hobsonae	Carahobs
2.00	243	Loimia medusa	Loimmedu
1.00	274	Sipunculoidea sp	Sipusp
1.00	261	Pinnotheridae sp	Pinnther

Group: Robins
Sample unit: R34

Value	Code	Species	Code Name
1.00	140	Glycera americana	Glycamer
5.00	1	Oligochaeta	OligOlig
26.00	97	Prionospio pinnata	Priopinn
7.00	25	Tharyx sp	Tharsp
9.00	107	Pectinaria gouldii	Pectgoul
15.00	177	Acteocina canaliculata	Actecana
1.00	50	Oxyurostylis smithi	Oxyusmit
11.00	66	Nucula proxima	Nucuprox
3.00	209	Rictaxis punctostriatus	Rictpunc
1.00	218	Ampelisca abdita	Ampeabdi
28.00	238	Glycinde solitaria	Glycsoli
21.00	244	Macoma tenta	Macotent
10.00	246	Mediomastus ambiseta	Mediambi
1.00	81	Nemertinea	NemeNeme
4.00	210	Nepthys incisa	Neptinci
2.00	269	Sabaco elongatus	Sabaelon
8.00	256	Stelleroidea sp	Stelssp
33.00	181	Turbonilla interrupta	Turbinte
3.00	228	Carazziella hobsonae	Carahobs
1.00	260	Parahesione luteola	Paralute

Group: Robins
Sample unit: R35

Value	Code	Species	Code Name
4.00	1	Oligochaeta	OligOlig
20.00	97	Prionospio pinnata	Priopinn
16.00	25	Tharyx sp	Tharsp
3.00	99	Turbellaria sp	Turbelssp
1.00	161	Ilyanassa trivittata	Ilyatriv
3.00	107	Pectinaria gouldii	Pectgoul
7.00	177	Acteocina canaliculata	Actecana
11.00	66	Nucula proxima	Nucuprox
2.00	209	Rictaxis punctostriatus	Rictpunc
8.00	238	Glycinde solitaria	Glycsoli
54.00	244	Macoma tenta	Macotent
1.00	245	Macroclymene zonalis	Macrzona
7.00	246	Mediomastus ambiseta	Mediambi

2.00	81	Nemertinea	NemeNeme
3.00	159	Spiochaetopterus costarum	Spiocost
2.00	210	Nepthys incisa	Neptinci
4.00	269	Sabaco elongatus	Sabaelon
7.00	256	Stelleroidea sp	Stelsp
33.00	181	Turbonilla interrupta	Turbinte
1.00	220	Anoplodactylus petiolatus	Anoppeti
38.00	228	Carazziella hobsonae	Carahobs
2.00	243	Loimia medusa	Loimmedu
1.00	274	Sipunculoidea sp	Sipusp
1.00	261	Pinnotheridae sp	Pinther

Group: Robins
Sample unit: R36

Value	Code	Species	Code Name
9.00	1	Oligochaeta	OligOlig
18.00	97	Prionospio pinnata	Priopinn
5.00	25	Tharyx sp	Tharsp
5.00	99	Turbellaria sp	Turbelsp
7.00	107	Pectinaria gouldii	Pectgoul
10.00	177	Acteocina canaliculata	Actecana
1.00	193	Polynoidae sp	Polynoid
5.00	66	Nucula proxima	Nucuprox
4.00	209	Rictaxis punctostriatus	Rictpunc
3.00	238	Glycinde solitaria	Glycsoli
65.00	244	Macoma tenta	Macotent
3.00	246	Mediomastus ambiseta	Mediambi
3.00	81	Nemertinea	NemeNeme
5.00	159	Spiochaetopterus costarum	Spiocost
9.00	210	Nepthys incisa	Neptinci
1.00	262	Podarkeopsis levifuscina	Podalevi
16.00	256	Stelleroidea sp	Stelsp
26.00	181	Turbonilla interrupta	Turbinte
22.00	228	Carazziella hobsonae	Carahobs
2.00	243	Loimia medusa	Loimmedu
1.00	231	Chaetopterus variopedatus	Chaevari
1.00	225	Brachyura sp	Bracsp

Group: Robins
Sample unit: R37

Value	Code	Species	Code Name
1.00	1	Oligochaeta	OligOlig
20.00	97	Prionospio pinnata	Priopinn
9.00	25	Tharyx sp	Tharsp
7.00	107	Pectinaria gouldii	Pectgoul
9.00	177	Acteocina canaliculata	Actecana
1.00	50	Oxyurostylis smithi	Oxyusmit
26.00	66	Nucula proxima	Nucuprox
4.00	209	Rictaxis punctostriatus	Rictpunc
22.00	238	Glycinde solitaria	Glycsoli
5.00	244	Macoma tenta	Macotent

1.00	245	Macroclymene zonalis	Macrzona
6.00	246	Mediomastus ambiseta	Mediambi
5.00	81	Nemertinea	NemeNeme
1.00	159	Spiochaetopterus costarum	Spiocost
5.00	210	Nepthys incisa	Neptinci
1.00	269	Sabaco elongatus	Sabaelon
6.00	256	Stelleroidea sp	Stelsp
2.00	181	Turbonilla interrupta	Turbinte
30.00	228	Carazziella hobsonae	Carahobs
1.00	274	Sipunculoidea sp	Sipusp
1.00	261	Pinnotheridae sp	Pinnther
1.00	265	Polyonyx gibbesi	Polygibb
1.00	230	Chaetopteridae sp	Chaesp
1.00	272	Saccoglossus kowalevskii	Sacckowa

Group: Robins
Sample unit: R38

Value	Code	Species	Code Name
8.00	1	Oligochaeta	OligOlig
41.00	97	Prionospio pinnata	Priopinn
10.00	25	Tharyx sp	Tharsp
7.00	99	Turbellaria sp	Turbelsp
1.00	20	Exogone dispar	Exogdisp
10.00	107	Pectinaria gouldii	Pectgoul
1.00	137	Mulinia lateralis	Mulilate
23.00	177	Acteocina canaliculata	Actecana
1.00	50	Oxyurostylis smithi	Oxyusmit
33.00	66	Nucula proxima	Nucuprox
5.00	209	Rictaxis punctostriatus	Rictpunc
36.00	238	Glycinde solitaria	Glycsoli
24.00	244	Macoma tenta	Macotent
2.00	245	Macroclymene zonalis	Macrzona
35.00	246	Mediomastus ambiseta	Mediambi
22.00	81	Nemertinea	NemeNeme
7.00	159	Spiochaetopterus costarum	Spiocost
6.00	210	Nepthys incisa	Neptinci
2.00	269	Sabaco elongatus	Sabaelon
2.00	253	Notomastus sp_A_Ewing	Notosp_A
1.00	258	Oweniafusiformis	Owenfusi
17.00	256	Stelleroidea sp	Stelsp
11.00	181	Turbonilla interrupta	Turbinte
19.00	228	Carazziella hobsonae	Carahobs
1.00	232	Cirrophorus sp_A_Morris	Cirrsp_A
3.00	243	Loimia medusa	Loimmedu
1.00	233	Clymenella torquata	Clymtorq
2.00	274	Sipunculoidea sp	Sipusp
4.00	176	Tagelus sp	Tagesp
1.00	229	Caridea sp	Carisp
2.00	266	Prionospio perkinsi	Prioperk

Group: Robins
Sample unit: R39

Value	Code	Species	Code Name
3.00	1	Oligochaeta	OligOlig
21.00	97	Prionospio pinnata	Priopinn
6.00	25	Tharyx sp	Tharsp
18.00	99	Turbellaria sp	Turbelsp
1.00	13	Eumida sanguinea	Eumisang
1.00	20	Exogone dispar	Exogdisp
7.00	107	Pectinaria gouldii	Pectgoul
7.00	177	Acteocina canaliculata	Actecana
1.00	50	Oxyurostylis smithi	Oxyusmit
1.00	193	Polynoidae sp	Polynoid
29.00	66	Nucula proxima	Nucuprox
10.00	238	Glycinde solitaria	Glycsoli
13.00	244	Macoma tenta	Macotent
2.00	245	Macroclymene zonalis	Macrzona
5.00	246	Mediomastus ambiseta	Mediambi
4.00	81	Nemertinea	NemeNeme
4.00	219	Ampelisca sp	Ampesp
3.00	247	Melinna maculata	Melimacu
2.00	210	Neptlys incisa	Neptinci
1.00	269	Sabaco elongatus	Sabaelon
11.00	253	Notomastus sp_A_Ewing	Notosp_A
2.00	258	Owenia fusiformis	Owenfusi
16.00	256	Stelleroidea sp	Stelsp
3.00	181	Turbonilla interrupta	Turbinte
2.00	220	Anoplodactylus petiolatus	Anoppeti
2.00	221	Anthozoa sp	Anthsp
23.00	228	Carazziella hobsonae	Carahobs
7.00	243	Loimia medusa	Loimmedu

Group: Robins
Sample unit: R40

Value	Code	Species	Code Name
1.00	140	Glycera americana	Glycamer
33.00	97	Prionospio pinnata	Priopinn
3.00	25	Tharyx sp	Tharsp
5.00	99	Turbellaria sp	Turbelsp
1.00	13	Eumida sanguinea	Eumisang
1.00	161	Ilyanassa trivittata	Ilyatriv
11.00	107	Pectinaria gouldii	Pectgoul
10.00	177	Acteocina canaliculata	Actecana
3.00	50	Oxyurostylis smithi	Oxyusmit
2.00	60	Bivalvia sp	Bivasp
26.00	66	Nucula proxima	Nucuprox
2.00	209	Rictaxis punctostriatus	Rictpunc
1.00	218	Ampelisca abdita	Ampeabdi
13.00	238	Glycinde solitaria	Glycsoli
88.00	244	Macoma tenta	Macotent
2.00	246	Mediomastus ambiseta	Mediambi
4.00	81	Nemertinea	NemeNeme
2.00	159	Spiochaetopterus costarum	Spiocost
1.00	106	Glycera sp	Glycsp
2.00	210	Neptlys incisa	Neptinci

5.00	269	Sabaco elongatus	Sabaelon
16.00	253	Notomastus sp_A_Ewing	Notosp_A
20.00	256	Stelleroidea sp	Stelssp
6.00	181	Turbonilla interrupta	Turbinte
4.00	220	Anoplodactylus petiolatus	Anoppeti
10.00	228	Carazziella hobsonae	Carahobs
2.00	232	Cirrophorus sp_A_Morris	Cirrsp_A
6.00	243	Loimia medusa	Loimmedu
1.00	223	Turridae sp	Turrsp
1.00	233	Clymenella torquata	Clymtorq
1.00	266	Prionospio perkinsi	Prioperk

Group: Robins
Sample unit: R41

Value	Code	Species	Code Name
1.00	140	Glycera americana	Glycamer
25.00	1	Oligochaeta	OligOlig
122.00	97	Prionospio pinnata	Priopinn
11.00	25	Tharyx sp	Tharsp
21.00	107	Pectinaria gouldii	Pectgoul
3.00	69	Tellina agilis	Tellagil
3.00	137	Mulinia lateralis	Mulilate
15.00	177	Acteocina canaliculata	Actecana
1.00	50	Oxyurostylis smithi	Oxyusmit
1.00	64	Lyonsia hyalina	Lyonhyal
1.00	193	Polynoidae sp	Polynoid
1.00	56	Xanthidae sp	Xantsp
14.00	66	Nucula proxima	Nucuprox
3.00	113	Phyllodoce arenae	Phylaren
1.00	70	Mercenaria mercenaria	Mercmerc
28.00	238	Glycinde solitaria	Glycsoli
60.00	244	Macoma tenta	Macotent
7.00	245	Macroclymene zonalis	Macrzona
2.00	246	Mediomastus ambiseta	Mediambi
10.00	81	Nemertinea	NemeNeme
6.00	219	Ampelisca sp	Ampesp
2.00	247	Melinna maculata	Melimacu
1.00	210	Nephtys incisa	Neptinci
1.00	255	Odostomia sp	Odossp
2.00	253	Notomastus sp_A_Ewing	Notosp_A
5.00	220	Anoplodactylus petiolatus	Anoppeti
1.00	221	Anthozoa sp	Anthsp
1.00	243	Loimia medusa	Loimmedu
1.00	176	Tagelus sp	Tagesp
1.00	273	Scolecopsis sp	Scolelsp

Group: Robins
Sample unit: R42

Value	Code	Species	Code Name
3.00	1	Oligochaeta	OligOlig
175.00	97	Prionospio pinnata	Priopinn

2.00	25	Tharyx sp	Tharsp
2.00	46	Batea catharinensis	Batecath
1.00	13	Eumida sanguinea	Eumisang
8.00	107	Pectinaria gouldii	Pectgoul
8.00	137	Mulinia lateralis	Mulilate
3.00	177	Acteocina canaliculata	Actecana
2.00	35	Caprella penantis	Caprpena
7.00	64	Lyonsia hyalina	Lyonhyal
2.00	56	Xanthidae sp	Xantsp
26.00	66	Nucula proxima	Nucuprox
1.00	113	Phyllodoce arenae	Phylaren
1.00	70	Mercenaria mercenaria	Mercmerc
11.00	218	Ampelisca abdita	Ampeabdi
28.00	238	Glycinde solitaria	Glycsoli
49.00	244	Macoma tenta	Macotent
4.00	245	Macroclymene zonalis	Macrzona
11.00	246	Mediomastus ambiseta	Mediambi
2.00	81	Nemertinea	NemeNeme
1.00	159	Spiochaetopterus costarum	Spiocost
5.00	210	Neptys incisa	Neptinci
1.00	255	Odostomia sp	Odosp
8.00	253	Notomastus sp_A_Ewing	Notosp_A
5.00	262	Podarkeopsis levifuscina	Podalevi
1.00	181	Turbonilla interrupta	Turbinte
3.00	228	Carazziella hobsonae	Carahobs

Group: Robins
Sample unit: R43

Value	Code	Species	Code Name
18.00	1	Oligochaeta	OligOlig
80.00	97	Prionospio pinnata	Priopinn
57.00	25	Tharyx sp	Tharsp
2.00	99	Turbellaria sp	Turbelsp
7.00	107	Pectinaria gouldii	Pectgoul
2.00	166	Streblospio benedicti	Strebene
4.00	137	Mulinia lateralis	Mulilate
3.00	177	Acteocina canaliculata	Actecana
1.00	50	Oxyurostylis smithi	Oxyusmit
4.00	64	Lyonsia hyalina	Lyonhyal
2.00	193	Polynoidae sp	Polynoid
18.00	66	Nucula proxima	Nucuprox
17.00	238	Glycinde solitaria	Glycsoli
79.00	244	Macoma tenta	Macotent
3.00	245	Macroclymene zonalis	Macrzona
28.00	246	Mediomastus ambiseta	Mediambi
7.00	81	Nemertinea	NemeNeme
1.00	159	Spiochaetopterus costarum	Spiocost
13.00	219	Ampelisca sp	Ampesp
4.00	247	Melinna maculata	Melimacu
2.00	210	Neptys incisa	Neptinci
1.00	269	Sabaco elongatus	Sabaelon
1.00	242	Holothuroidea sp	Holosp
17.00	253	Notomastus sp_A_Ewing	Notosp_A
3.00	262	Podarkeopsis levifuscina	Podalevi

4.00	256	Stelleroidea sp	Stelsp
2.00	220	Anoplodactylus petiolatus	Anoppeti
2.00	221	Anthozoa sp	Anthsp
2.00	232	Cirrophorus sp_A_Morris	Cirrsp_A
2.00	243	Loimia medusa	Loimmedu
1.00	237	Enteropneusta sp	Entesp

Group: Robins
Sample unit: R44

Value	Code	Species	Code Name
2.00	140	Glycera americana	Glycamer
50.00	1	Oligochaeta	OligOlig
123.00	97	Prionospio pinnata	Priopinn
62.00	25	Tharyx sp	Tharsp
1.00	99	Turbellaria sp	Turbelsp
1.00	62	Anadara transversa	Anadtran
1.00	20	Exogone dispar	Exogdisp
16.00	107	Pectinaria gouldii	Pectgoul
1.00	69	Tellina agilis	Tellagil
17.00	177	Acteocina canaliculata	Actecana
2.00	50	Oxyurostylis smithi	Oxyusmit
1.00	64	Lyonsia hyalina	Lyonhyal
1.00	56	Xanthidae sp	Xantsp
7.00	66	Nucula proxima	Nucuprox
1.00	70	Mercenaria mercenaria	Mercmerc
2.00	209	Rictaxis punctostriatus	Rictpunc
28.00	238	Glycinde solitaria	Glycsoli
13.00	244	Macoma tenta	Macotent
4.00	245	Macroclymene zonalis	Macrzona
22.00	246	Mediomastus ambiseta	Mediambi
10.00	81	Nemertinea	NemeNeme
13.00	219	Ampelisca sp	Ampesp
2.00	247	Melinna maculata	Melimacu
1.00	210	Nephtys incisa	Neptinci
2.00	255	Odostomia sp	Odosp
1.00	269	Sabaco elongatus	Sabaelon
5.00	253	Notomastus sp_A_Ewing	Notosp_A
1.00	258	Owenia fusiformis	Owenfusi
4.00	262	Podarkeopsis levifuscina	Podalevi
2.00	256	Stelleroidea sp	Stelsp
3.00	220	Anoplodactylus petiolatus	Anoppeti
6.00	228	Carazziella hobsonae	Carahobs
1.00	232	Cirrophorus sp_A_Morris	Cirrsp_A
1.00	234	Cossura longocirrata	Cosslong
2.00	243	Loimia medusa	Loimmedu
1.00	250	Nephtyidae sp	Nephsp
2.00	237	Enteropneusta sp	Entesp
2.00	156	Spio sp	Spiosp

Group: Robins
Sample unit: R45

Value	Code	Species	Code Name
-------	------	---------	-----------

1.00	140	Glycera americana	Glycamer
4.00	1	Oligochaeta	OligOlig
66.00	97	Prionospio pinnata	Priopinn
1.00	25	Tharyx sp	Tharsp
6.00	62	Anadara transversa	Anadtran
2.00	46	Batea catharinensis	Batecath
4.00	76	Crepidula plana	Crepplan
2.00	13	Eumida sanguinea	Eumisang
3.00	20	Exogone dispar	Exogdisp
2.00	4	Odontosyllis fulgurans	Odonfulg
2.00	107	Pectinaria gouldii	Pectgoul
6.00	137	Mulinia lateralis	Mulilate
3.00	64	Lyonsia hyalina	Lyonhyal
3.00	56	Xanthidae sp	Xantsp
17.00	66	Nucula proxima	Nucuprox
7.00	238	Glycinde solitaria	Glycsoli
3.00	244	Macoma tenta	Macotent
15.00	245	Macroclymene zonalis	Macrzona
59.00	246	Mediomastus ambiseta	Mediambi
4.00	81	Nemertinea	NemeNeme
4.00	219	Ampelisca sp	Ampesp
1.00	210	Nepthys incisa	Neptinci
2.00	253	Notomastus sp_A_Ewing	Notosp_A
3.00	262	Podarkeopsis levifuscina	Podalevi
2.00	228	Carazziella hobsonae	Carahobs
1.00	257	Orbiniidae sp	Orbindae
1.00	259	Pagurus sp	Pagusp
2.00	267	Proceraea cornuta	Proccorn
2.00	270	Sabellaria vulgaris	Sabevulg

Group: Robins
Sample unit: R46

Value	Code	Species	Code Name
1.00	140	Glycera americana	Glycamer
3.00	1	Oligochaeta	OligOlig
77.00	97	Prionospio pinnata	Priopinn
2.00	25	Tharyx sp	Tharsp
22.00	62	Anadara transversa	Anadtran
12.00	76	Crepidula plana	Crepplan
2.00	20	Exogone dispar	Exogdisp
1.00	4	Odontosyllis fulgurans	Odonfulg
2.00	107	Pectinaria gouldii	Pectgoul
8.00	137	Mulinia lateralis	Mulilate
3.00	37	Paracaprella tenius	Parateni
13.00	64	Lyonsia hyalina	Lyonhyal
3.00	56	Xanthidae sp	Xantsp
22.00	66	Nucula proxima	Nucuprox
1.00	70	Mercenaria mercenaria	Mercmerc
6.00	238	Glycinde solitaria	Glycsoli
10.00	244	Macoma tenta	Macotent
6.00	245	Macroclymene zonalis	Macrzona
29.00	246	Mediomastus ambiseta	Mediambi
6.00	81	Nemertinea	NemeNeme

1.00	159	Spiochaetopterus costarum	Spiocost
7.00	219	Ampelisca sp	Ampesp
1.00	247	Melinna maculata	Melimacu
1.00	228	Carazziella hobsonae	Carahobs
1.00	235	Crepidula convexa	Crepconv
1.00	271	Sabellidae sp	Sabesp

Group: Robins
Sample unit: R47

Value	Code	Species	Code Name
42.00	1	Oligochaeta	OligOlig
50.00	97	Prionospio pinnata	Priopinn
4.00	25	Tharyx sp	Tharsp
3.00	13	Eumida sanguinea	Eumisang
11.00	4	Odontosyllis fulgurans	Odonfulg
1.00	107	Pectinaria gouldii	Pectgoul
2.00	166	Streblospio benedicti	Strebene
1.00	177	Acteocina canaliculata	Actecana
4.00	64	Lyonsia hyalina	Lyonhyal
2.00	56	Xanthidae sp	Xantsp
1.00	139	Sthenelais boa	Stheboa
12.00	66	Nucula proxima	Nucuprox
2.00	70	Mercenaria mercenaria	Mercmerc
23.00	238	Glycinde solitaria	Glycsoli
10.00	244	Macoma tenta	Macotent
6.00	245	Macroclymene zonalis	Macrzona
99.00	246	Mediomastus ambiseta	Mediambi
10.00	81	Nemertinea	NemeNeme
1.00	210	Nepthys incisa	Neptinci
1.00	262	Podarkeopsis levifuscina	Podalevi
15.00	232	Cirrophorus sp_A_Morris	Cirrsp_A
1.00	234	Cossura longocirrata	Cosslong
2.00	168	Hydroides dianthus	Hydrdian
8.00	270	Sabellaria vulgaris	Sabevulg
10.00	271	Sabellidae sp	Sabesp

Group: Robins
Sample unit: R48

Value	Code	Species	Code Name
22.00	1	Oligochaeta	OligOlig
18.00	25	Tharyx sp	Tharsp
1.00	46	Batea catharinensis	Batecath
2.00	13	Eumida sanguinea	Eumisang
2.00	4	Odontosyllis fulgurans	Odonfulg
1.00	166	Streblospio benedicti	Strebene
2.00	64	Lyonsia hyalina	Lyonhyal
2.00	56	Xanthidae sp	Xantsp
25.00	66	Nucula proxima	Nucuprox
1.00	70	Mercenaria mercenaria	Mercmerc
1.00	51	Pandora gouldiana	Pandgoul
3.00	218	Ampelisca abdita	Ampeabdi

23.00	238	Glycinde solitaria	Glycsoli
15.00	244	Macoma tenta	Macotent
14.00	245	Macroclymene zonalis	Macrzona
45.00	246	Mediomastus ambiseta	Mediambi
5.00	81	Nemertinea	NemeNeme
3.00	159	Spiochaetopterus costarum	Spiocost
1.00	106	Glycera sp	Glycsp
2.00	210	Neptlys incisa	Neptinci
1.00	220	Anoplodactylus petiolatus	Anoppeti
24.00	228	Carazziella hobsonae	Carahobs
32.00	232	Cirrophorus sp_A_Morris	Cirrsp_A
1.00	168	Hydroides dianthus	Hydrdian
3.00	72	Gastropoda sp	Gastsp
3.00	237	Enteropneusta sp	Entesp
2.00	270	Sabellaria vulgaris	Sabevulg
1.00	241	Heteromastus filiformis	Hetefili
1.00	224	Arcidae sp	Arcisp
1.00	214	Crangon septemspinosa	Cransept

Group: Robins
Sample unit: R49

Value	Code	Species	Code Name
1.00	25	Tharyx sp	Tharsp
6.00	46	Batea catharinensis	Batecath
3.00	13	Eumida sanguinea	Eumisang
2.00	20	Exogone dispar	Exogdisp
1.00	166	Streblospio benedicti	Strebene
1.00	64	Lyonsia hyalina	Lyonhyal
2.00	193	Polynoidae sp	Polynoid
5.00	56	Xanthidae sp	Xantsp
1.00	139	Sthenelais boa	Stheboa
6.00	66	Nucula proxima	Nucuprox
1.00	70	Mercenaria mercenaria	Mercmerc
4.00	244	Macoma tenta	Macotent
12.00	245	Macroclymene zonalis	Macrzona
11.00	81	Nemertinea	NemeNeme
1.00	210	Neptlys incisa	Neptinci
3.00	242	Holothuroidea sp	Holosp
1.00	262	Podarkeopsis levifuscina	Podalevi
4.00	232	Cirrophorus sp_A_Morris	Cirrsp_A
1.00	234	Cossura longocirrata	Cosslong
2.00	237	Enteropneusta sp	Entesp
3.00	270	Sabellaria vulgaris	Sabevulg
3.00	224	Arcidae sp	Arcisp

Group: Robins
Sample unit: R50

Value	Code	Species	Code Name
17.00	1	Oligochaeta	OligOlig
77.00	97	Prionospio pinnata	Priopinn
1.00	25	Tharyx sp	Tharsp

4.00	62	Anadara transversa	Anadtran
6.00	46	Batea catharinensis	Batecath
4.00	76	Crepidula plana	Crepplan
2.00	13	Eumida sanguinea	Eumisang
1.00	166	Streblospio benedicti	Strebene
11.00	64	Lyonsia hyalina	Lyonhyal
2.00	56	Xanthidae sp	Xantsp
1.00	139	Sthenelais boa	Stheboa
16.00	66	Nucula proxima	Nucuprox
4.00	70	Mercenaria mercenaria	Mercmerc
8.00	238	Glycinde solitaria	Glycsoli
5.00	244	Macoma tenta	Macotent
1.00	245	Macroclymene zonalis	Macrzona
66.00	246	Mediomastus ambiseta	Mediambi
3.00	81	Nemertinea	NemeNeme
1.00	159	Spiochaetopterus costarum	Spiocost
5.00	232	Cirrophorus sp_A_Morris	Cirrsp_A
1.00	234	Cossura longocirrata	Cosslong
2.00	168	Hydroides dianthus	Hydrdian
1.00	250	Nephtyidae sp	Nephsp
1.00	270	Sabellaria vulgaris	Sabevulg
5.00	271	Sabellidae sp	Sabesp

Group: Robins
Sample unit: R51

Value	Code	Species	Code Name
1.00	140	Glycera americana	Glycamer
9.00	1	Oligochaeta	OligOlig
14.00	97	Prionospio pinnata	Priopinn
12.00	25	Tharyx sp	Tharsp
6.00	99	Turbellaria sp	Turbelsp
1.00	161	Ilyanassa trivittata	Ilyatriv
14.00	107	Pectinaria gouldii	Pectgoul
9.00	177	Acteocina canaliculata	Actecana
1.00	50	Oxyurostylis smithi	Oxyusmit
89.00	66	Nucula proxima	Nucuprox
3.00	209	Rictaxis punctostriatus	Rictpunc
2.00	218	Ampelisca abdita	Ampeabdi
37.00	238	Glycinde solitaria	Glycsoli
111.00	244	Macoma tenta	Macotent
1.00	245	Macroclymene zonalis	Macrzona
21.00	246	Mediomastus ambiseta	Mediambi
1.00	81	Nemertinea	NemeNeme
5.00	247	Melinna maculata	Melimacu
1.00	210	Nephtys incisa	Neptinci
15.00	253	Notomastus sp_A_Ewing	Notosp_A
1.00	258	Owenia fusiformis	Owenfusi
11.00	256	Stelleroidea sp	Stelsp
4.00	181	Turbonilla interrupta	Turbinte
16.00	220	Anoplodactylus petiolatus	Anoppeti
2.00	221	Anthozoa sp	Anthsp
42.00	228	Carazziella hobsonae	Carahobs
1.00	232	Cirrophorus sp_A_Morris	Cirrsp_A
1.00	243	Loimia medusa	Loimmedu

1.00 265 Polyonyx gibbesi Polygibb

Group: Robins
Sample unit: R52

Value	Code	Species	Code Name
2.00	140	Glycera americana	Glycamer
1.00	1	Oligochaeta	OligOlig
19.00	97	Prionospio pinnata	Priopinn
40.00	25	Tharyx sp	Tharsp
1.00	99	Turbellaria sp	Turbelsp
1.00	161	Ilyanassa trivittata	Ilyatriv
15.00	107	Pectinaria gouldii	Pectgoul
4.00	177	Acteocina canaliculata	Actecana
1.00	193	Polynoidae sp	Polynoid
36.00	66	Nucula proxima	Nucuprox
1.00	113	Phyllodoce arenae	Phylaren
24.00	238	Glycinde solitaria	Glycsoli
75.00	244	Macoma tenta	Macotent
1.00	245	Macroclymene zonalis	Macrzona
16.00	246	Mediomastus ambiseta	Mediambi
3.00	81	Nemertinea	NemeNeme
16.00	253	Notomastus sp_A_Ewing	Notosp_A
1.00	262	Podarkeopsis levifuscina	Podalevi
9.00	256	Stelleroidea sp	Stelsp
1.00	181	Turbonilla interrupta	Turbinte
5.00	220	Anoplodactylus petiolatus	Anoppeti
58.00	228	Carazziella hobsonae	Carahobs
1.00	232	Cirrophorus sp_A_Morris	Cirrsp_A
1.00	233	Clymenella torquata	Clymtorq
1.00	227	Cabira incerta	Cabiince

Group: Robins
Sample unit: R53

Value	Code	Species	Code Name
7.00	97	Prionospio pinnata	Priopinn
2.00	25	Tharyx sp	Tharsp
7.00	107	Pectinaria gouldii	Pectgoul
1.00	137	Mulinia lateralis	Mulilate
2.00	177	Acteocina canaliculata	Actecana
1.00	193	Polynoidae sp	Polynoid
19.00	66	Nucula proxima	Nucuprox
1.00	209	Rictaxis punctostriatus	Rictpunc
8.00	238	Glycinde solitaria	Glycsoli
56.00	244	Macoma tenta	Macotent
4.00	246	Mediomastus ambiseta	Mediambi
1.00	81	Nemertinea	NemeNeme
2.00	219	Ampelisca sp	Ampesp
1.00	247	Melinna maculata	Melimacu
5.00	269	Sabaco elongatus	Sabaelon
7.00	253	Notomastus sp_A_Ewing	Notosp_A
1.00	258	Owenia fusiformis	Owenfusi

6.00	256	Stelleroidea sp	Stelsp
1.00	181	Turbonilla interrupta	Turbinte
1.00	220	Anoplodactylus petiolatus	Anoppeti
5.00	228	Carazziella hobsonae	Carahobs
1.00	233	Clymenella torquata	Clymtorq

Group: Robins
Sample unit: R54

Value	Code	Species	Code Name
1.00	140	Glycera americana	Glycamer
21.00	1	Oligochaeta	OligOlig
18.00	97	Prionospio pinnata	Priopinn
73.00	25	Tharyx sp	Tharsp
7.00	99	Turbellaria sp	Turbelsp
13.00	107	Pectinaria gouldii	Pectgoul
2.00	71	Gemma gemma	Gemmgemm
1.00	18	Spiophanes bombyx	Spiobomb
8.00	177	Acteocina canaliculata	Actecana
2.00	193	Polynoidae sp	Polynoid
43.00	66	Nucula proxima	Nucuprox
1.00	70	Mercenaria mercenaria	Mercmerc
3.00	218	Ampelisca abdita	Ampeabdi
32.00	238	Glycinde solitaria	Glycsoli
157.00	244	Macoma tenta	Macotent
3.00	245	Macroclymene zonalis	Macrzona
19.00	246	Mediomastus ambiseta	Mediambi
7.00	81	Nemertinea	NemeNeme
1.00	159	Spiochaetopterus costarum	Spiocost
8.00	247	Melinna maculata	Melimacu
2.00	210	Nepthys incisa	Neptinci
3.00	269	Sabaco elongatus	Sabaelon
22.00	253	Notomastus sp_A_Ewing	Notosp_A
4.00	258	Owenia fusiformis	Owenfusi
2.00	262	Podarkeopsis levifuscina	Podalevi
9.00	256	Stelleroidea sp	Stelsp
4.00	181	Turbonilla interrupta	Turbinte
9.00	220	Anoplodactylus petiolatus	Anoppeti
2.00	221	Anthozoa sp	Anthsp
24.00	228	Carazziella hobsonae	Carahobs
3.00	232	Cirrophorus sp_A_Morris	Cirrsp_A
1.00	233	Clymenella torquata	Clymtorq
1.00	226	Busycon canaliculatum	Busycana

Group: Robins
Sample unit: R55

Value	Code	Species	Code Name
1.00	140	Glycera americana	Glycamer
1.00	1	Oligochaeta	OligOlig
7.00	97	Prionospio pinnata	Priopinn
7.00	25	Tharyx sp	Tharsp
20.00	99	Turbellaria sp	Turbelsp

2.00	107	Pectinaria gouldii	Pectgoul
2.00	137	Mulinia lateralis	Mulilate
8.00	177	Acteocina canaliculata	Actecana
2.00	50	Oxyurostylis smithi	Oxyusmit
26.00	66	Nucula proxima	Nucuprox
4.00	209	Rictaxis punctostriatus	Rictpunc
7.00	238	Glycinde solitaria	Glycsoli
144.00	244	Macoma tenta	Macotent
12.00	246	Mediomastus ambiseta	Mediambi
1.00	219	Ampelisca sp	Ampesp
3.00	210	Neptys incisa	Neptinci
7.00	256	Stelleroidea sp	Stelsp
1.00	181	Turbonilla interrupta	Turbinte
1.00	221	Anthozoa sp	Anthsp
31.00	228	Carazziella hobsonae	Carahobs
2.00	243	Loimia medusa	Loimmedu
1.00	274	Sipunculoidea sp	Sipusp

Group: Robins
Sample unit: R56

Value	Code	Species	Code Name
7.00	1	Oligochaeta	OligOlig
13.00	97	Prionospio pinnata	Priopinn
17.00	25	Tharyx sp	Tharsp
4.00	99	Turbellaria sp	Turbelsp
13.00	107	Pectinaria gouldii	Pectgoul
8.00	177	Acteocina canaliculata	Actecana
1.00	193	Polynoidae sp	Polynoid
52.00	66	Nucula proxima	Nucuprox
3.00	218	Ampelisca abdita	Ampeabdi
16.00	238	Glycinde solitaria	Glycsoli
278.00	244	Macoma tenta	Macotent
1.00	245	Macroclymene zonalis	Macrzona
84.00	246	Mediomastus ambiseta	Mediambi
8.00	81	Nemertinea	NemeNeme
2.00	210	Neptys incisa	Neptinci
13.00	256	Stelleroidea sp	Stelsp
2.00	181	Turbonilla interrupta	Turbinte
57.00	228	Carazziella hobsonae	Carahobs
1.00	232	Cirrophorus sp_A_Morris	Cirrsp_A
1.00	243	Loimia medusa	Loimmedu
1.00	239	Haminoea solitaria	Hamisoli

Group: Robins
Sample unit: R57

Value	Code	Species	Code Name
6.00	1	Oligochaeta	OligOlig
12.00	97	Prionospio pinnata	Priopinn
34.00	25	Tharyx sp	Tharsp
6.00	99	Turbellaria sp	Turbelsp
19.00	107	Pectinaria gouldii	Pectgoul

1.00	137	Mulinia lateralis	Mulilate
21.00	177	Acteocina canaliculata	Actecana
45.00	66	Nucula proxima	Nucuprox
1.00	209	Rictaxis punctostriatus	Rictpunc
2.00	218	Ampelisca abdita	Ampeabdi
43.00	238	Glycinde solitaria	Glycsoli
131.00	244	Macoma tenta	Macotent
95.00	246	Mediomastus ambiseta	Mediambi
3.00	81	Nemertinea	NemeNeme
4.00	255	Odostomia sp	Odosp
6.00	253	Notomastus sp_A_Ewing	Notosp_A
13.00	256	Stelleroidea sp	Stelsp
2.00	181	Turbonilla interrupta	Turbinte
2.00	220	Anoplodactylus petiolatus	Anoppeti
130.00	228	Carazziella hobsonae	Carahobs
1.00	250	Nephtyidae sp	Nephsp
1.00	249	Mytilidae sp	Mytisp

Group: Robins
Sample unit: R58

Value	Code	Species	Code Name
1.00	140	Glycera americana	Glycamer
8.00	1	Oligochaeta	OligOlig
21.00	97	Prionospio pinnata	Priopinn
113.00	25	Tharyx sp	Tharsp
5.00	99	Turbellaria sp	Turbelsp
2.00	20	Exogone dispar	Exogdisp
24.00	107	Pectinaria gouldii	Pectgoul
9.00	177	Acteocina canaliculata	Actecana
1.00	193	Polynoidae sp	Polynoid
56.00	66	Nucula proxima	Nucuprox
1.00	209	Rictaxis punctostriatus	Rictpunc
2.00	218	Ampelisca abdita	Ampeabdi
30.00	238	Glycinde solitaria	Glycsoli
91.00	244	Macoma tenta	Macotent
1.00	245	Macroclymene zonalis	Macrzona
75.00	246	Mediomastus ambiseta	Mediambi
9.00	81	Nemertinea	NemeNeme
1.00	210	Nephtys incisa	Neptinci
1.00	242	Holothuroidea sp	Holosp
10.00	253	Notomastus sp_A_Ewing	Notosp_A
19.00	256	Stelleroidea sp	Stelsp
1.00	220	Anoplodactylus petiolatus	Anoppeti
208.00	228	Carazziella hobsonae	Carahobs
3.00	243	Loimia medusa	Loimmedu
1.00	231	Chaetopterus variopedatus	Chaevari
2.00	233	Clymenella torquata	Clymtorq
2.00	274	Sipunculoidea sp	Sipusp
3.00	266	Prionospio perkinsi	Prioperk

Group: Robins
Sample unit: R59

Value	Code	Species	Code Name
1.00	140	Glycera americana	Glycamer
5.00	1	Oligochaeta	OligOlig
6.00	97	Prionospio pinnata	Priopinn
25.00	25	Tharyx sp	Tharsp
2.00	99	Turbellaria sp	Turbelsp
14.00	107	Pectinaria gouldii	Pectgoul
1.00	69	Tellina agilis	Tellagil
9.00	177	Acteocina canaliculata	Actecana
4.00	193	Polynoidae sp	Polynoid
24.00	66	Nucula proxima	Nucuprox
1.00	113	Phyllodoce arenae	Phylaren
1.00	209	Rictaxis punctostriatus	Rictpunc
3.00	218	Ampelisca abdita	Ampeabdi
25.00	238	Glycinde solitaria	Glycsoli
148.00	244	Macoma tenta	Macotent
3.00	245	Macroclymene zonalis	Macrzona
9.00	246	Mediomastus ambiseta	Mediambi
5.00	81	Nemertinea	NemeNeme
2.00	210	Neptlys incisa	Neptinci
14.00	253	Notomastus sp_A_Ewing	Notosp_A
1.00	258	Owenia fusiformis	Owenfusi
20.00	256	Stelleroidea sp	Stelsp
3.00	181	Turbonilla interrupta	Turbinte
2.00	220	Anoplodactylus petiolatus	Anoppeti
18.00	228	Carazziella hobsonae	Carahobs
2.00	232	Cirrophorus sp_A_Morris	Cirrsp_A

Group: Robins
Sample unit: R60

Value	Code	Species	Code Name
1.00	140	Glycera americana	Glycamer
4.00	1	Oligochaeta	OligOlig
23.00	97	Prionospio pinnata	Priopinn
106.00	25	Tharyx sp	Tharsp
8.00	99	Turbellaria sp	Turbelsp
1.00	20	Exogone dispar	Exogdisp
32.00	107	Pectinaria gouldii	Pectgoul
1.00	137	Mulinia lateralis	Mulilate
11.00	177	Acteocina canaliculata	Actecana
3.00	193	Polynoidae sp	Polynoid
38.00	66	Nucula proxima	Nucuprox
2.00	209	Rictaxis punctostriatus	Rictpunc
36.00	238	Glycinde solitaria	Glycsoli
176.00	244	Macoma tenta	Macotent
3.00	245	Macroclymene zonalis	Macrzona
26.00	246	Mediomastus ambiseta	Mediambi
7.00	81	Nemertinea	NemeNeme
2.00	159	Spiochaetopterus costarum	Spiocost
2.00	219	Ampelisca sp	Ampesp
2.00	247	Melinna maculata	Melimacu
1.00	210	Neptlys incisa	Neptinci
1.00	269	Sabaco elongatus	Sabaelon

13.00	253	Notomastus sp_A_Ewing	Notosp_A
1.00	258	Owenia fusiformis	Owenfusi
2.00	262	Podarkeopsis levifuscina	Podalevi
27.00	256	Stelleroidea sp	Stelssp
8.00	181	Turbonilla interrupta	Turbinte
4.00	220	Anoplodactylus petiolatus	Anoppeti
27.00	228	Carazziella hobsonae	Carahobs
3.00	243	Loimia medusa	Loimmedu
1.00	223	Turridae sp	Turrsp
1.00	231	Chaetopterus variopedatus	Chaevari
2.00	233	Clymenella torquata	Clymtorq
6.00	274	Sipunculoidea sp	Sipusp
2.00	261	Pinnotheridae sp	Pinnther
1.00	265	Polyonyx gibbesi	Polygibb

Group: Shelter
Sample unit: S01

Value	Code	Species	Code Name
1.00	2	Capitella sp	Capisp
1.00	1	Oligochaeta	OligOlig
1.00	16	Polydora sp	Polydora
11.00	25	Tharyx sp	Tharsp
1.00	30	Ampelisca vadorum	Ampevado
5.00	46	Batea catharinensis	Batecath
40.00	19	Brania wellfleetensis	Branwell
6.00	75	Crepidula fornicata	Crepfor
2.00	76	Crepidula plana	Crepplan
6.00	20	Exogone dispar	Exogdisp
6.00	33	Lembos smithi	Lembsmi
8.00	23	Sphaerosyllis hystrix	Sphahyst
1.00	71	Gemma gemma	Gemmgemm
31.00	21	Parapionosyllis longicirrata	Paralong
12.00	10	Scoloplos fragilis	Scolfrag
20.00	41	Elasmopus levis	Elaslevi
2.00	14	Polygordius sp	Polygord
3.00	55	Heteromysis formosa	Heteform
2.00	5	Lumbrineris tenuis	Lumbtenu
7.00	35	Caprella penantis	Caprpna
7.00	66	Nucula proxima	Nucuprox
1.00	68	Ensis directus	Ensidire
1.00	89	Crasinella mactracea	Crasmact
5.00	17	Prionospio sp	Priosp

Group: Shelter
Sample unit: S02

Value	Code	Species	Code Name
8.00	2	Capitella sp	Capisp
2.00	6	Clymenella sp	Clymsp
740.00	80	Nematoda	NemaNema
1.00	7	Nephtys picta	Nephpict
84.00	1	Oligochaeta	OligOlig

3.00	16	Polydora sp	Polydora
3.00	25	Tharyx sp	Tharsp
49.00	19	Brania wellfleetensis	Branwell
1.00	75	Crepidula fornicata	Crepforn
5.00	20	Exogone dispar	Exogdisp
10.00	131	Prionospio heterobranchia	Priohete
26.00	23	Sphaerosyllis hystrix	Sphahyst
1.00	11	Aricidea catherinae	Ariccath
1.00	22	Sphaerosyllis erinaceus	Sphaerin
23.00	21	Parapionosyllis longicirrata	Paralong
12.00	10	Scoloplos fragilis	Scolfrag
1.00	41	Elasmopus levis	Elaslevi
12.00	14	Polygordius sp	Polygord
24.00	134	Schistomeringos caecus	Schicaec
2.00	5	Lumbrineris tenuis	Lumbtenu
1.00	50	Oxyurostylis smithi	Oxyusmit
1.00	89	Crasinella mactracea	Crasmact
1.00	101	Euspira imaculata	Euspimac

Group: Shelter
Sample unit: S03

Value	Code	Species	Code Name
1.00	2	Capitella sp	Capisp
1.00	6	Clymenella sp	Clymsp
218.00	80	Nematoda	NemaNema
1.00	7	Nephtys picta	Nephpict
115.00	1	Oligochaeta	OligOlig
28.00	25	Tharyx sp	Tharsp
1.00	30	Ampelisca vadorum	Ampevado
31.00	46	Batea catharinensis	Batecath
29.00	75	Crepidula fornicata	Crepforn
10.00	13	Eumida sanguinea	Eumisang
26.00	20	Exogone dispar	Exogdisp
123.00	33	Lembos smithi	Lembsmit
23.00	53	Panopeus herbstii	Panoherb
4.00	105	Rudilemboides naglei	Rudinagl
17.00	23	Sphaerosyllis hystrix	Sphahyst
24.00	11	Aricidea catherinae	Ariccath
27.00	22	Sphaerosyllis erinaceus	Sphaerin
11.00	21	Parapionosyllis longicirrata	Paralong
1.00	10	Scoloplos fragilis	Scolfrag
2.00	52	Dyspanopeus sayi	Dyspsayi
108.00	41	Elasmopus levis	Elaslevi
1.00	55	Heteromysis formosa	Heteform
29.00	132	Nicolea sp	Nicosp
19.00	35	Caprella penantis	Caprpena
1.00	154	Microphthalmus aberrans	Micraber
1.00	8	Nereis succinea	Neresucc
8.00	66	Nucula proxima	Nucuprox
1.00	78	Chaetopleura apiculata	Chaeapic
1.00	89	Crasinella mactracea	Crasmact
1.00	101	Euspira imaculata	Euspimac
2.00	65	Ampithoe rubricata	Ampirubr

Group: Shelter
Sample unit: S04

Value	Code	Species	Code Name
80.00	80	Nematoda	NemaNema
2.00	7	Nephtys picta	Nephpict
295.00	1	Oligochaeta	OligOlig
19.00	46	Batea catharinensis	Batecath
33.00	19	Brania wellfleetensis	Branwell
54.00	75	Crepidula fornicata	Crepform
2.00	13	Eumida sanguinea	Eumisang
2.00	20	Exogone dispar	Exogdisp
13.00	33	Lembos smithi	Lembomit
4.00	53	Panopeus herbstii	Panoherb
35.00	105	Rudilemboides naglei	Rudinagl
1.00	44	Rhepoxynius Epistomus	RhepEpis
1.00	22	Sphaerosyllis erinaceus	Sphaerin
15.00	21	Parapionosyllis longicirrata	Paralong
2.00	10	Scoloplos fragilis	Scolfrag
23.00	41	Elasmopus levis	Elaslevi
38.00	132	Nicolea sp	Nicosp
4.00	35	Caprella penantis	Caprpenna
1.00	9	Travisia carnea	Travcarn
1.00	8	Nereis succinea	Neresucc
1.00	117	Spio pettiboneae	Spiopett
3.00	101	Euspira imaculata	Euspimac
7.00	65	Ampithoe rubricata	Ampirubr
4.00	147	Haloclava producta	Haloprod
1.00	63	Pista palmata	Pistpalm

Group: Shelter
Sample unit: S05

Value	Code	Species	Code Name
6.00	2	Capitella sp	Capisp
1.00	140	Glycera americana	Glycamer
343.00	80	Nematoda	NemaNema
318.00	1	Oligochaeta	OligOlig
1.00	16	Polydora sp	Polydora
19.00	25	Tharyx sp	Tharsp
2.00	30	Ampelisca vadorum	Ampevado
1.00	46	Batea catharinensis	Batecath
2.00	19	Brania wellfleetensis	Branwell
5.00	75	Crepidula fornicata	Crepform
3.00	13	Eumida sanguinea	Eumisang
20.00	20	Exogone dispar	Exogdisp
7.00	33	Lembos smithi	Lembomit
3.00	53	Panopeus herbstii	Panoherb
26.00	131	Prionospio heterobranchia	Priohete
32.00	105	Rudilemboides naglei	Rudinagl
9.00	23	Sphaerosyllis hystrix	Sphahyst
4.00	11	Aricidea catherinae	Ariccath
2.00	44	Rhepoxynius Epistomus	RhepEpis

15.00	22	Sphaerosyllis erinaceus	Sphaerin
21.00	21	Parapionosyllis longicirrata	Paralong
9.00	10	Scoloplos fragilis	Scolfrag
30.00	41	Elasmopus levis	Elaslevi
8.00	14	Polygordius sp	Polygord
10.00	134	Schistomeringos caecus	Schicaec
1.00	55	Heteromysis formosa	Heteform
9.00	5	Lumbrineris tenuis	Lumbtenu
1.00	132	Nicolea sp	Nicosp
1.00	35	Caprella penantis	Caprpena
4.00	154	Microphthalmus aberrans	Micraber
1.00	8	Nereis succinea	Neresucc
3.00	89	Crasinella mactracea	Crasmact
1.00	65	Ampithoe rubricata	Ampirubr
2.00	155	Ampharete acutifrons	Amphacut

Group: Shelter
Sample unit: S06

Value	Code	Species	Code Name
2.00	2	Capitella sp	Capisp
297.00	80	Nematoda	NemaNema
2.00	7	Nephtys picta	Nephpict
910.00	1	Oligochaeta	OligOlig
1.00	16	Polydora sp	Polydora
10.00	25	Tharyx sp	Tharsp
1.00	30	Ampelisca vadorum	Ampevado
3.00	46	Batea catharinensis	Batecath
11.00	75	Crepidula fornicata	Crepform
3.00	20	Exogone dispar	Exogdisp
2.00	33	Lembos smithi	Lembsmit
6.00	53	Panopeus herbstii	Panoherb
10.00	131	Prionospio heterobranchia	Priohete
3.00	105	Rudilemboides naglei	Rudinagl
1.00	23	Sphaerosyllis hystrix	Sphahyst
9.00	21	Parapionosyllis longicirrata	Paralong
15.00	10	Scoloplos fragilis	Scolfrag
1.00	18	Spiophanes bombyx	Spiobomb
5.00	41	Elasmopus levis	Elaslevi
12.00	14	Polygordius sp	Polygord
1.00	5	Lumbrineris tenuis	Lumbtenu
2.00	43	Pagurus longicarpus	Pagulong
1.00	8	Nereis succinea	Neresucc
5.00	89	Crasinella mactracea	Crasmact
6.00	101	Euspira imaculata	Euspimac

Group: Shelter
Sample unit: S07

Value	Code	Species	Code Name
1.00	6	Clymenella sp	Clymsp
752.00	80	Nematoda	NemaNema
4.00	7	Nephtys picta	Nephpict

113.00	1	Oligochaeta	OligOlig
1.00	67	Periploma leanum	Perilean
2.00	59	Pinnixa sp	Pinnixa
5.00	25	Tharyx sp	Tharsp
8.00	46	Batea catharinensis	Batecath
22.00	19	Brania wellfleetensis	Branwell
13.00	75	Crepidula fornicata	Crepform
1.00	20	Exogone dispar	Exogdisp
6.00	33	Lembos smithi	Lembsmit
19.00	131	Prionospio heterobranchia	Priohete
6.00	23	Sphaerosyllis hystrix	Sphahyst
1.00	11	Aricidea catherinae	Ariccath
1.00	44	Rhepoxynius Epistomus	RhepEpis
3.00	22	Sphaerosyllis erinaceus	Sphaerin
57.00	21	Parapionosyllis longicirrata	Paralong
5.00	10	Scoloplos fragilis	Scolfrag
10.00	41	Elasmopus levis	Elaslevi
31.00	14	Polygordius sp	Polygord
6.00	134	Schistomeringos caecus	Schicaec
24.00	5	Lumbrineris tenuis	Lumbtenu
1.00	132	Nicolea sp	Nicosp
10.00	35	Caprella penantis	Caprpena
2.00	154	Microphthalmus aberrans	Micraber
1.00	8	Nereis succinea	Neresucc
2.00	89	Crasinella mactracea	Crasmact
10.00	101	Euspira imaculata	Euspimac
2.00	65	Ampithoe rubricata	Ampirubr
3.00	112	Erichthonius rubricornis	Ericrubr

Group: Shelter
Sample unit: S08

Value	Code	Species	Code Name
1.00	2	Capitella sp	Capisp
548.00	80	Nematoda	NemaNema
5.00	7	Nephtys picta	Nephpict
896.00	1	Oligochaeta	OligOlig
1.00	46	Batea catharinensis	Batecath
49.00	19	Brania wellfleetensis	Branwell
37.00	75	Crepidula fornicata	Crepform
5.00	20	Exogone dispar	Exogdisp
2.00	33	Lembos smithi	Lembsmit
12.00	131	Prionospio heterobranchia	Priohete
4.00	23	Sphaerosyllis hystrix	Sphahyst
1.00	22	Sphaerosyllis erinaceus	Sphaerin
53.00	21	Parapionosyllis longicirrata	Paralong
7.00	10	Scoloplos fragilis	Scolfrag
32.00	41	Elasmopus levis	Elaslevi
24.00	14	Polygordius sp	Polygord
1.00	134	Schistomeringos caecus	Schicaec
9.00	5	Lumbrineris tenuis	Lumbtenu
6.00	35	Caprella penantis	Caprpena
1.00	139	Sthenelais boa	Stheboa
2.00	8	Nereis succinea	Neresucc
1.00	40	Listriella barnardi	Listbarn

8.00	101	Euspira imaculata	Euspimac
2.00	65	Ampithoe rubricata	Ampirubr
1.00	84	Diopatra cuprea	Diopcupr
1.00	57	Libinia Emarginata	LibiEmar

Group: Shelter
Sample unit: S09

Value	Code	Species	Code Name
1.00	6	Clymenella sp	Clymisp
508.00	80	Nematoda	NemaNema
1.00	7	Nephtys picta	Nephpict
726.00	1	Oligochaeta	OligOlig
1.00	59	Pinnixa sp	Pinnixa
1.00	25	Tharyx sp	Tharsp
5.00	46	Batea catharinensis	Batecath
9.00	19	Brania wellfleetensis	Branwell
9.00	75	Crepidula fornicata	Crepforn
6.00	20	Exogone dispar	Exogdisp
1.00	161	Ilyanassa trivittata	Ilyatriv
7.00	33	Lembos smithi	Lembsmi
3.00	53	Panopeus herbstii	Panoherb
2.00	131	Prionospio heterobranchia	Priohete
4.00	105	Rudilemboides naglei	Rudinagl
10.00	23	Sphaerosyllis hystrix	Sphahyst
1.00	44	Rhepoxynius Epistomus	RhepEpis
4.00	22	Sphaerosyllis erinaceus	Sphaerin
1.00	69	Tellina agilis	Tellagil
41.00	21	Parapionosyllis longicirrata	Paralong
6.00	10	Scoloplos fragilis	Scolfrag
2.00	41	Elasmopus levis	Elaslevi
8.00	14	Polygordius sp	Polygord
24.00	134	Schistomeringos caecus	Schicaec
12.00	5	Lumbrineris tenuis	Lumbtenu
4.00	35	Caprella penantis	Caprpena
1.00	143	Ampharete arctica	Ampharct
5.00	154	Microphthalmus aberrans	Micraber
2.00	8	Nereis succinea	Neresucc
1.00	66	Nucula proxima	Nucuprox
11.00	101	Euspira imaculata	Euspimac
6.00	65	Ampithoe rubricata	Ampirubr

Group: Shelter
Sample unit: S10

Value	Code	Species	Code Name
1005.00	80	Nematoda	NemaNema
110.00	1	Oligochaeta	OligOlig
2.00	25	Tharyx sp	Tharsp
2.00	46	Batea catharinensis	Batecath
10.00	19	Brania wellfleetensis	Branwell
62.00	75	Crepidula fornicata	Crepforn
4.00	20	Exogone dispar	Exogdisp

4.00	33	Lembos smithi	Lembsmit
5.00	53	Panopeus herbstii	Panoherb
4.00	131	Prionospio heterobranchia	Priohete
3.00	23	Sphaerosyllis hystrix	Sphahyst
1.00	11	Aricidea catherinae	Ariccath
1.00	44	Rhepoxynius Epistomus	RhepEpis
7.00	22	Sphaerosyllis erinaceus	Sphaerin
19.00	21	Parapionosyllis longicirrata	Paralong
4.00	10	Scoloplos fragilis	Scolfrag
11.00	41	Elasmopus levis	Elaslevi
20.00	14	Polygordius sp	Polygord
3.00	134	Schistomeringos caecus	Schicaec
11.00	5	Lumbrineris tenuis	Lumbtenu
30.00	35	Caprella penantis	Caprpena
1.00	8	Nereis succinea	Neresucc
2.00	66	Nucula proxima	Nucuprox
4.00	89	Crasinella mactracea	Crasmact
3.00	101	Euspira imaculata	Euspimac

Group: Shelter
Sample unit: S11

Value	Code	Species	Code Name
16.00	2	Capitella sp	Capisp
140.00	80	Nematoda	NemaNema
7.00	1	Oligochaeta	OligOlig
2.00	59	Pinnixa sp	Pinnixa
2.00	46	Batea catharinensis	Batecath
2.00	75	Crepidula fornicata	Crepform
13.00	20	Exogone dispar	Exogdisp
16.00	33	Lembos smithi	Lembsmit
18.00	53	Panopeus herbstii	Panoherb
10.00	23	Sphaerosyllis hystrix	Sphahyst
9.00	22	Sphaerosyllis erinaceus	Sphaerin
1.00	104	Nucula tenuis	Nucutenu
3.00	21	Parapionosyllis longicirrata	Paralong
2.00	41	Elasmopus levis	Elaslevi
18.00	66	Nucula proxima	Nucuprox
9.00	89	Crasinella mactracea	Crasmact
7.00	103	Spisula solidissima	Spissoli
2.00	147	Haloclava producta	Haloprod
1.00	122	Drilonereis longa	Drillong
2.00	141	Euspira heros	Eusphero
2.00	94	Golfingia sp	Golfsp

Group: Shelter
Sample unit: S12

Value	Code	Species	Code Name
1.00	2	Capitella sp	Capisp
433.00	80	Nematoda	NemaNema
1.00	1	Oligochaeta	OligOlig
1.00	16	Polydora sp	Polydora

2.00	25	Tharyx sp	Tharsp
2.00	46	Batea catharinensis	Batecath
3.00	19	Brania wellfleetensis	Branwell
1.00	75	Crepidula fornicata	Crepform
1.00	20	Exogone dispar	Exogdisp
4.00	4	Odontosyllis fulgurans	Odonfulg
1.00	107	Pectinaria gouldii	Pectgoul
1.00	23	Sphaerosyllis hystrix	Sphahyst
2.00	11	Aricidea catherinae	Ariccath
1.00	10	Scoloplos fragilis	Scolfrag
1.00	41	Elasmopus levis	Elaslevi
1.00	14	Polygordius sp	Polygord
6.00	5	Lumbrineris tenuis	Lumbtenu
1.00	35	Caprella penantis	Caprpena
3.00	111	Erichthonius brasiliensis	Ericbras
1.00	8	Nereis succinea	Neresucc
1.00	106	Glycera sp	Glycsp
22.00	17	Prionospio sp	Priosp

Group: Shelter
Sample unit: S13

Value	Code	Species	Code Name
1.00	2	Capitella sp	Capisp
12595.00	80	Nematoda	NemaNema
2.00	7	Nephtys picta	Nephpict
128.00	1	Oligochaeta	OligOlig
2.00	83	Ostracod B	OstrB
4.00	67	Periploma leanum	Perilean
1.00	160	Melinna cristata	Melicris
2.00	131	Prionospio heterobranchia	Priohete
1.00	23	Sphaerosyllis hystrix	Sphahyst
62.00	69	Tellina agilis	Tellagil
77.00	71	Gemma gemma	Gemmgemm
605.00	21	Parapionosyllis longicirrata	Paralong
10.00	10	Scoloplos fragilis	Scolfrag
1.00	55	Heteromysis formosa	Heteform
3.00	5	Lumbrineris tenuis	Lumbtenu
15.00	132	Nicolea sp	Nicosp
101.00	9	Travisia carnea	Travcarn
1.00	8	Nereis succinea	Neresucc
1.00	81	Nemertinea	NemeNeme

Group: Shelter
Sample unit: S14

Value	Code	Species	Code Name
5189.00	80	Nematoda	NemaNema
4.00	7	Nephtys picta	Nephpict
1.00	83	Ostracod B	OstrB
14.00	67	Periploma leanum	Perilean
1.00	25	Tharyx sp	Tharsp
11.00	19	Brania wellfleetensis	Branwell

1.00	20	Exogone dispar	Exogdisp
64.00	69	Tellina agilis	Tellagil
127.00	71	Gemma gemma	Gemmgemm
280.00	21	Parapionosyllis longicirrata	Paralong
9.00	10	Scoloplos fragilis	Scolfrag
2.00	5	Lumbrineris tenuis	Lumbtenu
15.00	9	Travisia carnea	Travcarn
3.00	48	Cyathura polita	Cyatpoli
2.00	81	Nemertinea	NemeNeme
1.00	29	Arabella iricolor	Arabiric

Group: Shelter
Sample unit: S15

Value	Code	Species	Code Name
35.00	2	Capitella sp	Capisp
2.00	1	Oligochaeta	OligOlig
7.00	16	Polydora sp	Polydora
7.00	25	Tharyx sp	Tharsp
19.00	46	Batea catharinensis	Batecath
90.00	75	Crepidula fornicata	Crepforn
1.00	76	Crepidula plana	Crepplan
9.00	13	Eumida sanguinea	Eumisang
3.00	20	Exogone dispar	Exogdisp
62.00	33	Lembos smithi	Lembsmit
12.00	53	Panopeus herbstii	Panoherb
1.00	11	Aricidea catherinae	Ariccath
2.00	22	Sphaerosyllis erinaceus	Sphaerin
42.00	55	Heteromysis formosa	Heteform
2.00	24	Syllis Gracilis	SyllGrac
1.00	28	Goniadidae sp	Gonisp
1.00	27	Marphysa sanguinea	Marpsang

Group: Shelter
Sample unit: S16

Value	Code	Species	Code Name
2.00	2	Capitella sp	Capisp
3.00	140	Glycera americana	Glycamer
33.00	80	Nematoda	NemaNema
1.00	7	Nephtys picta	Nephpict
6.00	1	Oligochaeta	OligOlig
3.00	16	Polydora sp	Polydora
14.00	25	Tharyx sp	Tharsp
1.00	61	Anomia simplex	Anomsimp
9.00	46	Batea catharinensis	Batecath
70.00	75	Crepidula fornicata	Crepforn
2.00	13	Eumida sanguinea	Eumisang
9.00	20	Exogone dispar	Exogdisp
49.00	33	Lembos smithi	Lembsmit
12.00	53	Panopeus herbstii	Panoherb
1.00	131	Prionospio heterobranchia	Priohete
3.00	22	Sphaerosyllis erinaceus	Sphaerin

1.00	21	Parapionosyllis longicirrata	Paralong
1.00	41	Elasmopus levis	Elaslevi
43.00	55	Heteromysis formosa	Heteform
3.00	144	Marphysa bellii	Marpbell

Group: Shelter
Sample unit: S17

Value	Code	Species	Code Name
18.00	2	Capitella sp	Capisp
32.00	80	Nematoda	NemaNema
2.00	7	Nephtys picta	Nephpict
43.00	25	Tharyx sp	Tharsp
1.00	62	Anadara transversa	Anadtran
4.00	46	Batea catharinensis	Batecath
109.00	75	Crepidula fornicata	Crepform
8.00	76	Crepidula plana	Crepplan
1.00	13	Eumida sanguinea	Eumisang
20.00	33	Lembos smithi	Lembsmit
4.00	52	Dyspanopeus sayi	Dyspsayi
10.00	55	Heteromysis formosa	Heteform
1.00	78	Chaetopleura apiculata	Chaeapic
1.00	27	Marphysa sanguinea	Marpsang
1.00	74	Seila adamsi	Seiladam

Group: Shelter
Sample unit: S18

Value	Code	Species	Code Name
1.00	61	Anomia simplex	Anomsimp
3.00	46	Batea catharinensis	Batecath
81.00	75	Crepidula fornicata	Crepform
5.00	76	Crepidula plana	Crepplan
8.00	33	Lembos smithi	Lembsmit
3.00	55	Heteromysis formosa	Heteform

Group: Shelter
Sample unit: S19

Value	Code	Species	Code Name
8.00	2	Capitella sp	Capisp
383.00	80	Nematoda	NemaNema
3.00	7	Nephtys picta	Nephpict
2.00	1	Oligochaeta	OligOlig
1.00	82	Ostracod A	OstrA
2.00	83	Ostracod B	OstrB
1.00	19	Brania wellfleetensis	Branwell
1.00	13	Eumida sanguinea	Eumisang
1.00	105	Rudilemboides naglei	Rudinagl
29.00	11	Aricidea catherinae	Ariccath
2.00	69	Tellina agilis	Tellagil

6.00	21	Parapionosyllis longicirrata	Paralong
4.00	10	Scoloplos fragilis	Scolfrag
21.00	32	Ampelisca verrilli	Ampeverr
3.00	110	Syllides setosa	Syllseto
1.00	55	Heteromysis formosa	Heteform
2.00	17	Prionospio sp	Priosp
2.00	109	Naticidae sp	Natisp
2.00	108	Syllidae sp	Syllsp

Group: Shelter
Sample unit: S20

Value	Code	Species	Code Name
411.00	80	Nematoda	NemaNema
8.00	7	Nephtys picta	Nephpict
1.00	1	Oligochaeta	OligOlig
1.00	82	Ostracod A	OstrA
2.00	16	Polydora sp	Polydora
23.00	25	Tharyx sp	Tharsp
1.00	46	Batea catharinensis	Batecath
5.00	19	Brania wellfleetensis	Branwell
2.00	13	Eumida sanguinea	Eumisang
1.00	33	Lembos smithi	Lembomit
1.00	53	Panopeus herbstii	Panoherb
10.00	105	Rudilemboides naglei	Rudinagl
133.00	11	Aricidea catherinae	Ariccath
1.00	22	Sphaerosyllis erinaceus	Sphaerin
5.00	69	Tellina agilis	Tellagil
2.00	104	Nucula tenuis	Nucutenu
12.00	21	Parapionosyllis longicirrata	Paralong
7.00	10	Scoloplos fragilis	Scolfrag
1.00	18	Spiophanes bombyx	Spiobomb
25.00	32	Ampelisca verrilli	Ampeverr
2.00	110	Syllides setosa	Syllseto
2.00	50	Oxyurostylis smithi	Oxyusmit
1.00	43	Pagurus longicarpus	Pagulong
2.00	81	Nemertinea	NemeNeme
12.00	17	Prionospio sp	Priosp
2.00	109	Naticidae sp	Natisp
2.00	86	Asabellides oculata	Asabocul
3.00	87	Onuphis quadricuspis	Onupquad

Group: Shelter
Sample unit: S21

Value	Code	Species	Code Name
1.00	140	Glycera americana	Glycamer
98.00	80	Nematoda	NemaNema
1.00	1	Oligochaeta	OligOlig
1.00	82	Ostracod A	OstrA
61.00	25	Tharyx sp	Tharsp
13.00	30	Ampelisca vadorum	Ampevado
1.00	62	Anadara transversa	Anadtran

4.00	46	Batea catharinensis	Batecath
2.00	19	Brania wellfleetensis	Branwell
43.00	75	Crepidula fornicata	Crepform
5.00	33	Lembos smithi	Lembsmit
3.00	53	Panopeus herbstii	Panoherb
1.00	107	Pectinaria gouldii	Pectgoul
19.00	11	Aricidea catherinae	Ariccath
4.00	44	Rhepoxynius Epistomus	RhepEpis
1.00	69	Tellina agilis	Tellagil
15.00	104	Nucula tenuis	Nucutenu
7.00	21	Parapionosyllis longicirrata	Paralong
3.00	10	Scoloplos fragilis	Scolfrag
1.00	41	Elasmopus levis	Elaslevi
6.00	37	Paracaprella tenius	Parateni
1.00	115	Actinothoe sp	Actinoth
1.00	68	Ensis directus	Ensidire
2.00	113	Phyllodoce arenae	Phylaren
1.00	72	Gastropoda sp	Gastsp
4.00	17	Prionospio sp	Priosp

Group: Shelter
Sample unit: S22

Value	Code	Species	Code Name
1.00	6	Clymenella sp	Clymosp
4.00	140	Glycera americana	Glycamer
266.00	80	Nematoda	NemaNema
8.00	1	Oligochaeta	OligOlig
11.00	82	Ostracod A	OstrA
89.00	25	Tharyx sp	Tharsp
5.00	30	Ampelisca vadorum	Ampevado
1.00	62	Anadara transversa	Anadtran
3.00	46	Batea catharinensis	Batecath
1.00	19	Brania wellfleetensis	Branwell
63.00	75	Crepidula fornicata	Crepform
1.00	13	Eumida sanguinea	Eumisang
2.00	20	Exogone dispar	Exogdisp
1.00	95	Gobiosoma sp	Gobisp
3.00	33	Lembos smithi	Lembsmit
1.00	53	Panopeus herbstii	Panoherb
2.00	131	Prionospio heterobranchia	Priohete
3.00	105	Rudilemboides naglei	Rudinagl
3.00	39	Erichthonius sp	Ericsp
50.00	11	Aricidea catherinae	Ariccath
1.00	22	Sphaerosyllis erinaceus	Sphaerin
1.00	69	Tellina agilis	Tellagil
1.00	10	Scoloplos fragilis	Scolfrag
2.00	52	Dyspanopeus sayi	Dyspsayi
1.00	41	Elasmopus levis	Elaslevi
1.00	32	Ampelisca verrilli	Ampeverr
1.00	125	Leptochelia savignyi	Leptsavi
1.00	134	Schistomeringos caecus	Schicaec
1.00	153	Asychis elongata	Asyclon
4.00	55	Heteromysis formosa	Heteform
1.00	132	Nicolea sp	Nicosp

2.00	35	Caprella penantis	Caprpena
1.00	50	Oxyurostylis smithi	Oxyusmit
1.00	8	Nereis succinea	Neresucc
1.00	119	Autolytus cornutus	Autocorn
1.00	103	Spisula solidissima	Spissoli
3.00	101	Euspira imaculata	Euspimac
1.00	122	Drilonereis longa	Drillong

Group: Shelter
Sample unit: S23

Value	Code	Species	Code Name
1.00	167	Amphioplus abditus	Amphabdi
4.00	2	Capitella sp	Capisp
12.00	6	Clymenella sp	Clymsp
11.00	140	Glycera americana	Glycamer
94.00	80	Nematoda	NemaNema
4.00	7	Nephtys picta	Nephpict
13.00	1	Oligochaeta	OligOlig
9.00	82	Ostracod A	OstrA
4.00	83	Ostracod B	OstrB
1.00	59	Pinnixa sp	Pinnixa
157.00	25	Tharyx sp	Tharsp
17.00	30	Ampelisca vadorum	Ampevado
9.00	46	Batea catharinensis	Batecath
1.00	19	Brania wellfleetensis	Branwell
7.00	20	Exogone dispar	Exogdisp
32.00	33	Lembos smithi	Lembosmit
2.00	53	Panopeus herbstii	Panoherb
5.00	39	Erichthonius sp	Ericsp
26.00	11	Aricidea catherinae	Ariccath
3.00	69	Tellina agilis	Tellagil
2.00	21	Parapionosyllis longicirrata	Paralong
3.00	18	Spiophanes bombyx	Spiobomb
8.00	32	Ampelisca verrilli	Ampeverr
2.00	134	Schistomeringos caecus	Schicaec
2.00	110	Syllides setosa	Syllseto
4.00	55	Heteromysis formosa	Heteform
1.00	51	Pandora gouldiana	Pandgoul
4.00	63	Pista palmata	Pistpalm
1.00	29	Arabella iricolor	Arabiric

Group: Shelter
Sample unit: S24

Value	Code	Species	Code Name
18.00	2	Capitella sp	Capisp
15.00	6	Clymenella sp	Clymsp
12.00	140	Glycera americana	Glycamer
41.00	80	Nematoda	NemaNema
8.00	7	Nephtys picta	Nephpict
15.00	1	Oligochaeta	OligOlig
8.00	82	Ostracod A	OstrA

2.00	59	Pinnixa sp	Pinnixa
2.00	16	Polydora sp	Polydora
179.00	25	Tharyx sp	Tharsp
1.00	30	Ampelisca vadorum	Ampevado
2.00	62	Anadara transversa	Anadtran
16.00	46	Batea catharinensis	Batecath
1.00	19	Brania wellfleetensis	Branwell
3.00	75	Crepidula fornicata	Crepforn
1.00	133	Eteone lactea	Eteolact
3.00	13	Eumida sanguinea	Eumisang
3.00	20	Exogone dispar	Exogdisp
15.00	33	Lembos smithi	Lembsmit
1.00	4	Odontosyllis fulgurans	Odonfulg
1.00	53	Panopeus herbstii	Panoherb
2.00	107	Pectinaria gouldii	Pectgoul
1.00	39	Erichthonius sp	Ericsp
34.00	11	Aricidea catherinae	Ariccath
1.00	44	Rhepoxynius Epistomus	RhepEpis
2.00	69	Tellina agilis	Tellagil
1.00	21	Parapionosyllis longicirrata	Paralong
2.00	18	Spiophanes bombyx	Spiobomb
2.00	41	Elasmopus levis	Elaslevi
8.00	32	Ampelisca verrilli	Ampeverr
1.00	125	Leptochelia savignyi	Leptsavi
2.00	37	Paracaprella tenius	Parateni
3.00	55	Heteromysis formosa	Heteform
1.00	50	Oxyurostylis smithi	Oxyusmit
1.00	139	Sthenelais boa	Stheboa
1.00	8	Nereis succinea	Neresucc
1.00	40	Listriella barnardi	Listbarn
1.00	77	Busycon carica	Busycari

Group: Shelter
Sample unit: S25

Value	Code	Species	Code Name
2.00	140	Glycera americana	Glycamer
109.00	80	Nematoda	NemaNema
13.00	1	Oligochaeta	OligOlig
1.00	59	Pinnixa sp	Pinnixa
2.00	16	Polydora sp	Polydora
198.00	25	Tharyx sp	Tharsp
1.00	62	Anadara transversa	Anadtran
1.00	61	Anomia simplex	Anomsimp
8.00	46	Batea catharinensis	Batecath
75.00	75	Crepidula fornicata	Crepforn
1.00	13	Eumida sanguinea	Eumisang
5.00	20	Exogone dispar	Exogdisp
24.00	33	Lembos smithi	Lembsmit
1.00	4	Odontosyllis fulgurans	Odonfulg
9.00	53	Panopeus herbstii	Panoherb
2.00	11	Aricidea catherinae	Ariccath
2.00	125	Leptochelia savignyi	Leptsavi
14.00	55	Heteromysis formosa	Heteform
1.00	122	Drilonereis longa	Drillong

1.00 29 Arabella iricolor Arabiric

Group: Shelter
Sample unit: S26

Value	Code	Species	Code Name
1.00	2	Capitella sp	Capisp
2.00	6	Clymenella sp	Clymsp
2.00	140	Glycera americana	Glycamer
81.00	80	Nematoda	NemaNema
2.00	7	Nephtys picta	Nephpict
9.00	1	Oligochaeta	OligOlig
10.00	16	Polydora sp	Polydora
124.00	25	Tharyx sp	Tharsp
3.00	30	Ampelisca vadorum	Ampevado
1.00	62	Anadara transversa	Anadtran
5.00	46	Batea catharinensis	Batecath
56.00	75	Crepidula fornicata	Crepforn
1.00	13	Eumida sanguinea	Eumisang
9.00	20	Exogone dispar	Exogdisp
11.00	33	Lembos smithi	Lembsmit
8.00	53	Panopeus herbstii	Panoherb
1.00	107	Pectinaria gouldii	Pectgoul
2.00	131	Prionospio heterobranchia	Priohete
9.00	11	Aricidea catherinae	Ariccath
5.00	44	Rhepoxynius Epistomus	RhepEpis
1.00	22	Sphaerosyllis erinaceus	Sphaerin
1.00	69	Tellina agilis	Tellagil
1.00	21	Parapionosyllis longicirrata	Paralong
2.00	41	Elasmopus levis	Elaslevi
1.00	32	Ampelisca verrilli	Ampeverr
1.00	125	Leptochelia savignyi	Leptsavi
2.00	110	Syllides setosa	Syllseto
10.00	55	Heteromysis formosa	Heteform
2.00	12	Paraonis fulgens	Parafulg
2.00	8	Nereis succinea	Neresucc
1.00	66	Nucula proxima	Nucuprox
1.00	89	Crasinella mactracea	Crasmact
1.00	155	Ampharete acutifrons	Amphacut
2.00	94	Golfingia sp	Golfsp
4.00	138	Isopoda sp	Isopsp

Group: Shelter
Sample unit: S27

Value	Code	Species	Code Name
14.00	2	Capitella sp	Capisp
1.00	140	Glycera americana	Glycamer
662.00	80	Nematoda	NemaNema
7.00	7	Nephtys picta	Nephpict
15.00	1	Oligochaeta	OligOlig
1.00	82	Ostracod A	OstrA
2.00	83	Ostracod B	OstrB

11.00	25	Tharyx sp	Tharsp
5.00	30	Ampelisca vadorum	Ampevado
5.00	46	Batea catharinensis	Batecath
3.00	19	Brania wellfleetensis	Branwell
23.00	75	Crepidula fornicata	Crepform
1.00	160	Melinna cristata	Melicris
2.00	53	Panopeus herbstii	Panoherb
1.00	107	Pectinaria gouldii	Pectgoul
14.00	131	Prionospio heterobranchia	Priohete
7.00	105	Rudilemboides naglei	Rudinagl
6.00	23	Sphaerosyllis hystrix	Sphahyst
4.00	39	Erichthonius sp	Ericsp
51.00	11	Aricidea catherinae	Ariccath
5.00	22	Sphaerosyllis erinaceus	Sphaerin
1.00	69	Tellina agilis	Tellagil
1.00	71	Gemma gemma	Gemmgemm
3.00	104	Nucula tenuis	Nucutenu
23.00	21	Parapionosyllis longicirrata	Paralong
20.00	10	Scoloplos fragilis	Scolfrag
5.00	41	Elasmopus levis	Elaslevi
4.00	32	Ampelisca verrilli	Ampeverr
8.00	37	Paracaprella tenius	Parateni
2.00	14	Polygordius sp	Polygord
7.00	134	Schistomeringos caecus	Schicaec
13.00	110	Syllides setosa	Syllseto
1.00	158	Scolecopsis texana	Scoltexa
4.00	132	Nicolea sp	Nicosp
24.00	35	Caprella penantis	Caprpena
3.00	50	Oxyurostylis smithi	Oxyusmit
1.00	66	Nucula proxima	Nucuprox
3.00	113	Phyllodoce arenae	Phylaren
9.00	101	Euspira imaculata	Euspimac
8.00	63	Pista palmata	Pistpalm
2.00	157	Mitrella lunata	Mitrluna

Group: Shelter
Sample unit: S28

Value	Code	Species	Code Name
3.00	2	Capitella sp	Capisp
1.00	140	Glycera americana	Glycamer
351.00	80	Nematoda	NemaNema
7.00	7	Nephtys picta	Nephpict
6.00	1	Oligochaeta	OligOlig
4.00	82	Ostracod A	OstrA
1.00	16	Polydora sp	Polydora
6.00	25	Tharyx sp	Tharsp
2.00	30	Ampelisca vadorum	Ampevado
1.00	19	Brania wellfleetensis	Branwell
2.00	33	Lembos smithi	Lembsmit
15.00	131	Prionospio heterobranchia	Priohete
9.00	105	Rudilemboides naglei	Rudinagl
30.00	11	Aricidea catherinae	Ariccath
1.00	44	Rhepoxynius Epistomus	RhepEpis
3.00	69	Tellina agilis	Tellagil

1.00	71	Gemma gemma	Gemmgemm
1.00	104	Nucula tenuis	Nucutenu
10.00	21	Parapionosyllis longicirrata	Paralong
11.00	10	Scoloplos fragilis	Scolfrag
9.00	32	Ampelisca verrilli	Ampeverr
2.00	134	Schistomeringos caecus	Schicaec
5.00	110	Syllides setosa	Syllseto
5.00	132	Nicolea sp	Nicosp
3.00	50	Oxyurostylis smithi	Oxyusmit
2.00	43	Pagurus longicarpus	Pagulong
1.00	64	Lyonisia hyalina	Lyonhyal
1.00	66	Nucula proxima	Nucuprox
1.00	113	Phyllodoce arenae	Phylaren
1.00	51	Pandora gouldiana	Pandgoul
1.00	101	Euspira imaculata	Euspimac
2.00	63	Pista palmata	Pistpalm

Group: Shelter
Sample unit: S29

Value	Code	Species	Code Name
2.00	2	Capitella sp	Capisp
1.00	140	Glycera americana	Glycamer
161.00	80	Nematoda	NemaNema
4.00	7	Nephtys picta	Nephpict
2.00	1	Oligochaeta	OligOlig
1.00	16	Polydora sp	Polydora
5.00	25	Tharyx sp	Tharsp
6.00	19	Brania wellfleetensis	Branwell
4.00	131	Prionospio heterobranchia	Priohete
5.00	11	Aricidea catherinae	Ariccath
4.00	69	Tellina agilis	Tellagil
138.00	71	Gemma gemma	Gemmgemm
9.00	21	Parapionosyllis longicirrata	Paralong
19.00	10	Scoloplos fragilis	Scolfrag
4.00	32	Ampelisca verrilli	Ampeverr
7.00	110	Syllides setosa	Syllseto
5.00	5	Lumbrineris tenuis	Lumbtenu
1.00	50	Oxyurostylis smithi	Oxyusmit
28.00	12	Paraonis fulgens	Parafulg
2.00	72	Gastropoda sp	Gastsp

Group: Shelter
Sample unit: S30

Value	Code	Species	Code Name
97.00	80	Nematoda	NemaNema
8.00	7	Nephtys picta	Nephpict
2.00	1	Oligochaeta	OligOlig
5.00	16	Polydora sp	Polydora
2.00	25	Tharyx sp	Tharsp
1.00	13	Eumida sanguinea	Eumisang
2.00	20	Exogone dispar	Exogdisp

4.00	131	Prionospio heterobranchia	Priohete
6.00	11	Aricidea catherinae	Ariccath
1.00	69	Tellina agilis	Tellagil
174.00	71	Gemma gemma	Gemmgemm
2.00	21	Parapionosyllis longicirrata	Paralong
18.00	10	Scoloplos fragilis	Scolfrag
2.00	18	Spiophanes bombyx	Spiobomb
5.00	32	Ampelisca verrilli	Ampeverr
2.00	110	Syllides setosa	Syllseto
3.00	5	Lumbrineris tenuis	Lumbtenu
2.00	50	Oxyurostylis smithi	Oxyusmit
1.00	8	Nereis succinea	Neresucc

Group: Shelter
Sample unit: S31

Value	Code	Species	Code Name
1.00	6	Clymenella sp	Clymsp
5.00	140	Glycera americana	Glycamer
123.00	80	Nematoda	NemaNema
2.00	7	Nephtys picta	Nephpict
11.00	1	Oligochaeta	OligOlig
1.00	82	Ostracod A	OstrA
127.00	25	Tharyx sp	Tharsp
1.00	30	Ampelisca vadorum	Ampevado
3.00	62	Anadara transversa	Anadtran
1.00	61	Anomia simplex	Anomsimp
3.00	46	Batea catharinensis	Batecath
1.00	19	Brania wellfleetensis	Branwell
128.00	75	Crepidula fornicata	Crepforn
1.00	13	Eumida sanguinea	Eumisang
3.00	33	Lembos smithi	Lembsmit
2.00	53	Panopeus herbstii	Panoherb
5.00	11	Aricidea catherinae	Ariccath
1.00	10	Scoloplos fragilis	Scolfrag
1.00	134	Schistomeringos caecus	Schicaec
4.00	55	Heteromysis formosa	Heteform
1.00	111	Erichthonius brasiliensis	Ericbras
2.00	139	Sthenelais boa	Stheboa
5.00	66	Nucula proxima	Nucuprox
1.00	89	Crasinella mactracea	Crasmact
2.00	17	Prionospio sp	Priosp
1.00	84	Diopatra cuprea	Diopcupr
1.00	162	Actiniaria sp	Actiniar
1.00	47	Caudina arenata	Caudaren

Group: Shelter
Sample unit: S32

Value	Code	Species	Code Name
2.00	2	Capitella sp	Capisp
5.00	140	Glycera americana	Glycamer
47.00	80	Nematoda	NemaNema

1.00	7	<i>Nephtys picta</i>	Nephpict
23.00	1	<i>Oligochaeta</i>	OligOlig
2.00	59	<i>Pinnixa</i> sp	Pinnixa
1.00	16	<i>Polydora</i> sp	Polydora
284.00	25	<i>Tharyx</i> sp	Tharsp
2.00	30	<i>Ampelisca vadorum</i>	Ampevado
6.00	62	<i>Anadara transversa</i>	Anadtran
5.00	46	<i>Batea catharinensis</i>	Batecath
64.00	75	<i>Crepidula fornicata</i>	Crepforn
1.00	76	<i>Crepidula plana</i>	Crepplan
2.00	13	<i>Eumida sanguinea</i>	Eumisang
3.00	20	<i>Exogone dispar</i>	Exogdisp
13.00	33	<i>Lembos smithi</i>	Lembsmit
3.00	53	<i>Panopeus herbstii</i>	Panoherb
1.00	131	<i>Prionospio heterobranchia</i>	Priohete
21.00	11	<i>Aricidea catherinae</i>	Ariccath
2.00	21	<i>Parapionosyllis longicirrata</i>	Paralong
2.00	55	<i>Heteromysis formosa</i>	Heteform
2.00	5	<i>Lumbrineris tenuis</i>	Lumbtenu
2.00	66	<i>Nucula proxima</i>	Nucuprox
2.00	89	<i>Crasinella mactracea</i>	Crasmact
1.00	101	<i>Euspira imaculata</i>	Euspimac
1.00	86	<i>Asabellides oculata</i>	Asabocul
1.00	165	<i>Balanus balanoides</i>	Balabala
1.00	34	<i>Microdeutopus</i> sp	Micrsp

Group: Shelter
Sample unit: S33

Value	Code	Species	Code Name
1.00	2	<i>Capitella</i> sp	Capisp
2.00	6	<i>Clymenella</i> sp	Clymsp
3.00	140	<i>Glycera americana</i>	Glycamer
204.00	80	Nematoda	NemaNema
1.00	7	<i>Nephtys picta</i>	Nephpict
5.00	1	<i>Oligochaeta</i>	OligOlig
1.00	59	<i>Pinnixa</i> sp	Pinnixa
1.00	16	<i>Polydora</i> sp	Polydora
127.00	25	<i>Tharyx</i> sp	Tharsp
21.00	30	<i>Ampelisca vadorum</i>	Ampevado
6.00	62	<i>Anadara transversa</i>	Anadtran
1.00	61	<i>Anomia simplex</i>	Anomsimp
25.00	46	<i>Batea catharinensis</i>	Batecath
5.00	19	<i>Brania wellfleetensis</i>	Branwell
54.00	75	<i>Crepidula fornicata</i>	Crepforn
2.00	76	<i>Crepidula plana</i>	Crepplan
1.00	13	<i>Eumida sanguinea</i>	Eumisang
7.00	20	<i>Exogone dispar</i>	Exogdisp
19.00	33	<i>Lembos smithi</i>	Lembsmit
1.00	53	<i>Panopeus herbstii</i>	Panoherb
27.00	11	<i>Aricidea catherinae</i>	Ariccath
1.00	69	<i>Tellina agilis</i>	Tellagil
3.00	104	<i>Nucula tenuis</i>	Nucutenu
10.00	21	<i>Parapionosyllis longicirrata</i>	Paralong
2.00	32	<i>Ampelisca verrilli</i>	Ampeverr

1.00	55	Heteromysis formosa	Heteform
4.00	5	Lumbrineris tenuis	Lumbtenu
6.00	111	Erichthonius brasiliensis	Ericbras
2.00	139	Sthenelais boa	Stheboa
3.00	66	Nucula proxima	Nucuprox
1.00	51	Pandora gouldiana	Pandgoul
3.00	101	Euspira imaculata	Euspimac
1.00	84	Diopatra cuprea	Diopcupr
2.00	86	Asabellides oculata	Asabocul
1.00	47	Caudina arenata	Caudaren
2.00	165	Balanus balanoides	Balabala

Group: Shelter
Sample unit: S34

Value	Code	Species	Code Name
1.00	2	Capitella sp	Capisp
2.00	6	Clymenella sp	Clymsp
3.00	140	Glycera americana	Glycamer
2.00	145	Gyptis vittata	Gyptvitt
40.00	80	Nematoda	NemaNema
2.00	7	Nephtys picta	Nephpict
4.00	1	Oligochaeta	OligOlig
1.00	82	Ostracod A	OstrA
3.00	16	Polydora sp	Polydora
60.00	25	Tharyx sp	Tharsp
20.00	30	Ampelisca vadorum	Ampevado
5.00	62	Anadara transversa	Anadtran
3.00	46	Batea catharinensis	Batecath
1.00	19	Brania wellfleetensis	Branwell
5.00	75	Crepidula fornicata	Crepforn
1.00	13	Eumida sanguinea	Eumisang
2.00	20	Exogone dispar	Exogdisp
1.00	33	Lembos smithi	Lembsmit
1.00	53	Panopeus herbstii	Panoherb
7.00	11	Aricidea catherinae	Ariccath
1.00	69	Tellina agilis	Tellagil
6.00	21	Parapionosyllis longicirrata	Paralong
3.00	18	Spiophanes bombyx	Spiobomb
3.00	32	Ampelisca verrilli	Ampeverr
5.00	134	Schistomeringos caecus	Schicaec
1.00	55	Heteromysis formosa	Heteform
2.00	143	Ampharete arctica	Ampharct
1.00	142	Scalibregma inflatum	Scalinfl
1.00	118	Ampharetidae sp	Amphtdae
1.00	144	Marphysa bellii	Marpbell
2.00	66	Nucula proxima	Nucuprox
2.00	78	Chaetopleura apiculata	Chaeapic
1.00	84	Diopatra cuprea	Diopcupr
1.00	146	Orbinia sp	Orbinia

Group: Shelter
Sample unit: S35

Value	Code	Species	Code Name
1.00	6	Clymenella sp	Clymisp
113.00	80	Nematoda	NemaNema
5.00	1	Oligochaeta	OligOlig
416.00	25	Tharyx sp	Tharsp
3.00	62	Anadara transversa	Anadtran
8.00	46	Batea catharinensis	Batecath
1.00	19	Brania wellfleetensis	Branwell
274.00	75	Crepidula fornicata	Crepforn
1.00	76	Crepidula plana	Crepplan
5.00	13	Eumida sanguinea	Eumisang
17.00	33	Lembos smithi	Lembsmit
1.00	4	Odontosyllis fulgurans	Odonfulg
13.00	53	Panopeus herbstii	Panoherb
1.00	131	Prionospio heterobranchia	Priohete
54.00	11	Aricidea catherinae	Ariccath
1.00	22	Sphaerosyllis erinaceus	Sphaerin
8.00	55	Heteromysis formosa	Heteform
1.00	132	Nicolea sp	Nicosp
1.00	35	Caprella penantis	Caprpena
1.00	118	Ampharetidae sp	Amphtdae
5.00	89	Crasinella mactracea	Crasmact
1.00	103	Spisula solidissima	Spissoli

Group: Shelter
Sample unit: S36

Value	Code	Species	Code Name
5.00	2	Capitella sp	Capisp
1.00	140	Glycera americana	Glycamer
31.00	80	Nematoda	NemaNema
1.00	7	Nephtys picta	Nephpict
4.00	1	Oligochaeta	OligOlig
1.00	82	Ostracod A	OstrA
1.00	59	Pinnixa sp	Pinnixa
1.00	16	Polydora sp	Polydora
211.00	25	Tharyx sp	Tharsp
1.00	62	Anadara transversa	Anadtran
5.00	46	Batea catharinensis	Batecath
100.00	75	Crepidula fornicata	Crepforn
2.00	13	Eumida sanguinea	Eumisang
1.00	20	Exogone dispar	Exogdisp
6.00	33	Lembos smithi	Lembsmit
7.00	53	Panopeus herbstii	Panoherb
1.00	131	Prionospio heterobranchia	Priohete
1.00	105	Rudilemboides naglei	Rudinagl
48.00	11	Aricidea catherinae	Ariccath
1.00	10	Scoloplos fragilis	Scolfrag
1.00	134	Schistomeringos caecus	Schicaec
12.00	55	Heteromysis formosa	Heteform
3.00	132	Nicolea sp	Nicosp
1.00	143	Ampharete arctica	Ampharct
1.00	139	Sthenelais boa	Stheboa
2.00	66	Nucula proxima	Nucuprox

5.00 89 Crasinella mactracea Crasmact

Group: Shelter
Sample unit: S37

Value	Code	Species	Code Name
1.00	6	Clymenella sp	Clymosp
2.00	140	Glycera americana	Glycamer
9.00	80	Nematoda	NemaNema
1.00	7	Nephtys picta	Nephpict
1.00	16	Polydora sp	Polydora
68.00	25	Tharyx sp	Tharsp
3.00	62	Anadara transversa	Anadtran
3.00	19	Brania wellfleetensis	Branwell
102.00	75	Crepidula fornicata	Crepform
6.00	76	Crepidula plana	Crepplan
1.00	13	Eumida sanguinea	Eumisang
9.00	20	Exogone dispar	Exogdisp
10.00	33	Lembos smithi	Lembsmit
4.00	53	Panopeus herbstii	Panoherb
1.00	21	Parapionosyllis longicirrata	Paralong
3.00	41	Elasmopus levis	Elaslevi
4.00	55	Heteromysis formosa	Heteform
1.00	85	Corophium sp	Corosp
4.00	66	Nucula proxima	Nucuprox
1.00	89	Crasinella mactracea	Crasmact
1.00	70	Mercenaria mercenaria	Mercmerc
2.00	51	Pandora gouldiana	Pandgoul
2.00	84	Diopatra cuprea	Diopcupr
1.00	34	Microdeutopus sp	Micrsp
1.00	88	Marphysa sp	Marpsp

Group: Shelter
Sample unit: S38

Value	Code	Species	Code Name
16.00	80	Nematoda	NemaNema
1.00	7	Nephtys picta	Nephpict
70.00	1	Oligochaeta	OligOlig
4.00	16	Polydora sp	Polydora
260.00	25	Tharyx sp	Tharsp
1.00	30	Ampelisca vadorum	Ampevado
3.00	46	Batea catharinensis	Batecath
1.00	19	Brania wellfleetensis	Branwell
125.00	75	Crepidula fornicata	Crepform
2.00	76	Crepidula plana	Crepplan
3.00	13	Eumida sanguinea	Eumisang
2.00	20	Exogone dispar	Exogdisp
1.00	95	Gobiosoma sp	Gobisp
18.00	33	Lembos smithi	Lembsmit
8.00	53	Panopeus herbstii	Panoherb
1.00	69	Tellina agilis	Tellagil
4.00	55	Heteromysis formosa	Heteform

3.00	66	Nucula proxima	Nucuprox
1.00	78	Chaetopleura apiculata	Chaeapic
1.00	70	Mercenaria mercenaria	Mercmerc
1.00	94	Golfingia sp	Golfsp
1.00	93	Ampharete sp	Amphsp
1.00	92	Prionospio cristata	Priocris
1.00	54	Rithropanopeus harrisii	Rithharr

Group: Shelter
Sample unit: S39

Value	Code	Species	Code Name
1.00	140	Glycera americana	Glycamer
6.00	80	Nematoda	NemaNema
5.00	1	Oligochaeta	OligOlig
1.00	82	Ostracod A	OstrA
4.00	16	Polydora sp	Polydora
134.00	25	Tharyx sp	Tharsp
2.00	30	Ampelisca vadorum	Ampevado
4.00	62	Anadara transversa	Anadtran
4.00	61	Anomia simplex	Anomsimp
14.00	46	Batea catharinensis	Batecath
268.00	75	Crepidula fornicata	Crepforn
1.00	13	Eumida sanguinea	Eumisang
4.00	20	Exogone dispar	Exogdisp
20.00	33	Lembos smithi	Lembomit
10.00	53	Panopeus herbstii	Panoherb
6.00	39	Erichthonius sp	Ericsp
18.00	11	Aricidea catherinae	Ariccath
6.00	44	Rhepoxynius Epistomus	RhepEpis
1.00	69	Tellina agilis	Tellagil
1.00	10	Scoloplos fragilis	Scolfrag
11.00	41	Elasmopus levis	Elaslevi
1.00	110	Syllides setosa	Syllseto
8.00	55	Heteromysis formosa	Heteform
1.00	43	Pagurus longicarpus	Pagulong
1.00	139	Sthenelais boa	Stheboa
1.00	119	Autolytus cornutus	Autocorn
1.00	66	Nucula proxima	Nucuprox
1.00	89	Crasinella mactracea	Crasmact
2.00	103	Spisula solidissima	Spissoli
1.00	141	Euspira heros	Eusphero
2.00	15	Lepidonotus squamatus	Lepisqua

Group: Shelter
Sample unit: S40

Value	Code	Species	Code Name
15.00	2	Capitella sp	Capisp
1.00	6	Clymenella sp	Clymsp
3.00	140	Glycera americana	Glycamer
17.00	80	Nematoda	NemaNema
4.00	7	Nephtys picta	Nephpict

24.00	1	Oligochaeta	OligOlig
2.00	82	Ostracod A	OstrA
1.00	16	Polydora sp	Polydora
79.00	25	Tharyx sp	Tharsp
2.00	30	Ampelisca vadorum	Ampevado
40.00	46	Batea catharinensis	Batecath
51.00	75	Crepidula fornicata	Crepforn
3.00	13	Eumida sanguinea	Eumisang
7.00	20	Exogone dispar	Exogdisp
29.00	33	Lembos smithi	Lembosmit
2.00	53	Panopeus herbstii	Panoherb
2.00	131	Prionospio heterobranchia	Priohete
1.00	105	Rudilemboides naglei	Rudinagl
1.00	23	Sphaerosyllis hystrix	Sphahyst
27.00	11	Aricidea catherinae	Ariccath
8.00	44	Rhepoxynius Epistomus	RhepEpis
3.00	22	Sphaerosyllis erinaceus	Sphaerin
5.00	69	Tellina agilis	Tellagil
2.00	104	Nucula tenuis	Nucutenu
3.00	21	Parapionosyllis longicirrata	Paralong
1.00	10	Scoloplos fragilis	Scolfrag
5.00	18	Spiophanes bombyx	Spiobomb
1.00	164	Eteone sp	Eteosp
2.00	37	Paracaprella tenius	Parateni
2.00	134	Schistomeringos caecus	Schicaec
1.00	55	Heteromysis formosa	Heteform
4.00	111	Erichthonius brasiliensis	Ericbras
2.00	50	Oxyurostylis smithi	Oxyusmit
1.00	43	Pagurus longicarpus	Pagulong
1.00	139	Sthenelais boa	Stheboa
2.00	66	Nucula proxima	Nucuprox
4.00	89	Crasinella mactracea	Crasmact
1.00	117	Spio pettiboneae	Spiopett
1.00	51	Pandora gouldiana	Pandgoul

Group: Shelter
Sample unit: S41

Value	Code	Species	Code Name
32.00	80	Nematoda	NemaNema
14.00	7	Nephtys picta	Nephpict
28.00	1	Oligochaeta	OligOlig
1.00	82	Ostracod A	OstrA
2.00	25	Tharyx sp	Tharsp
1.00	46	Batea catharinensis	Batecath
1.00	33	Lembos smithi	Lembosmit
1.00	105	Rudilemboides naglei	Rudinagl
12.00	11	Aricidea catherinae	Ariccath
2.00	44	Rhepoxynius Epistomus	RhepEpis
2.00	69	Tellina agilis	Tellagil
4.00	71	Gemma gemma	Gemmgemm
5.00	10	Scoloplos fragilis	Scolfrag
2.00	18	Spiophanes bombyx	Spiobomb
2.00	50	Oxyurostylis smithi	Oxyusmit
1.00	64	Lyonsia hyalina	Lyonhyal

1.00	101	Euspira imaculata	Euspimac
------	-----	-------------------	----------

Group: Shelter
Sample unit: S42

Value	Code	Species	Code Name
1.00	6	Clymenella sp	Clymosp
1.00	140	Glycera americana	Glycamer
31.00	80	Nematoda	NemaNema
8.00	7	Nephtys picta	Nephpict
7.00	1	Oligochaeta	OligOlig
1.00	16	Polydora sp	Polydora
5.00	25	Tharyx sp	Tharsp
1.00	30	Ampelisca vadorum	Ampevado
3.00	19	Brania wellfleetensis	Branwell
10.00	11	Aricidea catherinae	Ariccath
3.00	69	Tellina agilis	Tellagil
2.00	21	Parapionosyllis longicirrata	Paralong
12.00	10	Scoloplos fragilis	Scolfrag
1.00	18	Spiophanes bombyx	Spiobomb
5.00	50	Oxyurostylis smithi	Oxyusmit
1.00	9	Travisia carnea	Travcarn
1.00	64	Lyonsia hyalina	Lyonhyal
1.00	152	Synchelidium americanum	Syncamer
1.00	51	Pandora gouldiana	Pandgoul
1.00	101	Euspira imaculata	Euspimac

Group: Shelter
Sample unit: S43

Value	Code	Species	Code Name
35.00	80	Nematoda	NemaNema
7.00	7	Nephtys picta	Nephpict
9.00	82	Ostracod A	OstrA
2.00	83	Ostracod B	OstrB
1.00	20	Exogone dispar	Exogdisp
6.00	69	Tellina agilis	Tellagil
1.00	71	Gemma gemma	Gemmgemm
7.00	10	Scoloplos fragilis	Scolfrag
10.00	18	Spiophanes bombyx	Spiobomb
9.00	50	Oxyurostylis smithi	Oxyusmit
11.00	45	Stenothoidae sp	Stensp
1.00	64	Lyonsia hyalina	Lyonhyal
1.00	24	Syllis Gracilis	SyllGrac
2.00	40	Listriella barnardi	Listbarn
5.00	81	Nemertinea	NemeNeme
1.00	100	Unidentified sp	Unidsp

Group: Shelter
Sample unit: S44

Value	Code	Species	Code Name
-------	------	---------	-----------

1.00	6	Clymenella sp	Clymsp
92.00	80	Nematoda	NemaNema
7.00	7	Nephtys picta	Nephpict
11.00	82	Ostracod A	OstrA
1.00	25	Tharyx sp	Tharsp
1.00	19	Brania wellfleetensis	Branwell
2.00	75	Crepidula fornicata	Crepform
1.00	133	Eteone lactea	Eteolact
3.00	11	Aricidea catherinae	Ariccath
7.00	44	Rhepoxynius Epistomus	RhepEpis
1.00	69	Tellina agilis	Tellagil
10.00	10	Scoloplos fragilis	Scolfrag
2.00	18	Spiophanes bombyx	Spiobomb
2.00	32	Ampelisca verrilli	Ampeverr
1.00	55	Heteromysis formosa	Heteform
2.00	50	Oxyurostylis smithi	Oxyusmit
1.00	64	Lyonsia hyalina	Lyonhyal
1.00	89	Crasinella mactracea	Crasmact

Group: Shelter
Sample unit: S45

Value	Code	Species	Code Name
4.00	2	Capitella sp	Capisp
2.00	6	Clymenella sp	Clymsp
2.00	80	Nematoda	NemaNema
5.00	1	Oligochaeta	OligOlig
1.00	82	Ostracod A	OstrA
8.00	25	Tharyx sp	Tharsp
2.00	46	Batea catharinensis	Batecath
44.00	75	Crepidula fornicata	Crepform
3.00	53	Panopeus herbstii	Panoherb
1.00	131	Prionospio heterobranchia	Priohete
1.00	105	Rudilemboides naglei	Rudinagl
1.00	39	Erichthonius sp	Ericsp
2.00	11	Aricidea catherinae	Ariccath
18.00	44	Rhepoxynius Epistomus	RhepEpis
3.00	69	Tellina agilis	Tellagil
1.00	104	Nuculatenuis	Nucutenu
1.00	21	Parapionosyllis longicirrata	Paralong
2.00	10	Scoloplos fragilis	Scolfrag
1.00	18	Spiophanes bombyx	Spiobomb
1.00	52	Dyspanopeus sayi	Dyspsayi
1.00	132	Nicolea sp	Nicosp
1.00	50	Oxyurostylis smithi	Oxyusmit
20.00	66	Nucula proxima	Nucuprox
1.00	103	Spisula solidissima	Spissoli

Group: Shelter
Sample unit: S46

Value	Code	Species	Code Name
-------	------	---------	-----------

4.00	2	Capitella sp	Capisp
12.00	80	Nematoda	NemaNema
1.00	1	Oligochaeta	OligOlig
1.00	82	Ostracod A	OstrA
1.00	67	Periploma leanum	Perilean
1.00	16	Polydora sp	Polydora
26.00	25	Tharyx sp	Tharsp
6.00	46	Batea catharinensis	Batecath
1.00	163	Crassostrea virginica	Crasvirg
119.00	75	Crepidula fornicata	Crepforn
1.00	13	Eumida sanguinea	Eumisang
18.00	20	Exogone dispar	Exogdisp
3.00	33	Lembos smithi	Lembsmi
2.00	53	Panopeus herbstii	Panoherb
2.00	105	Rudilemboides naglei	Rudinagl
1.00	11	Aricidea catherinae	Ariccath
8.00	44	Rhepoxynius Epistomus	RhepEpis
2.00	69	Tellina agilis	Tellagil
4.00	104	Nucula tenuis	Nucutenu
1.00	10	Scoloplos fragilis	Scolfrag
4.00	55	Heteromysis formosa	Heteform
3.00	111	Erichthonius brasiliensis	Ericbras
7.00	8	Nereis succinea	Neresucc
1.00	119	Autolytus cornutus	Autocorn
15.00	66	Nucula proxima	Nucuprox
2.00	89	Crasinella mactracea	Crasmact

Group: Shelter
Sample unit: S47

Value	Code	Species	Code Name
28.00	80	Nematoda	NemaNema
8.00	7	Nephtys picta	Nephpict
1.00	82	Ostracod A	OstrA
1.00	25	Tharyx sp	Tharsp
1.00	75	Crepidula fornicata	Crepforn
2.00	11	Aricidea catherinae	Ariccath
4.00	44	Rhepoxynius Epistomus	RhepEpis
4.00	69	Tellina agilis	Tellagil
1.00	10	Scoloplos fragilis	Scolfrag
1.00	32	Ampelisca verrilli	Ampeverr
1.00	129	Unciola irrorata	Unciirro
2.00	50	Oxyurostylis smithi	Oxyusmit
1.00	51	Pandora gouldiana	Pandgoul
1.00	103	Spisula solidissima	Spissoli
1.00	101	Euspira imaculata	Euspimac
1.00	130	Ancinus depressus	Ancidepr

Group: Shelter
Sample unit: S48

Value	Code	Species	Code Name
6.00	80	Nematoda	NemaNema

11.00	7	Nephtys picta	Nephpict
3.00	1	Oligochaeta	OligOlig
11.00	82	Ostracod A	OstrA
1.00	25	Tharyx sp	Tharsp
1.00	33	Lembos smithi	Lembsmit
1.00	105	Rudilemboides naglei	Rudinagl
3.00	11	Aricidea catherinae	Ariccath
2.00	44	Rhepoxynius Epistomus	RhepEpis
3.00	69	Tellina agilis	Tellagil
7.00	10	Scoloplos fragilis	Scolfrag
6.00	18	Spiophanes bombyx	Spiobomb
1.00	32	Ampelisca verrilli	Ampeverr
3.00	129	Unciola irrorata	Unciirro
1.00	50	Oxyurostylis smithi	Oxyusmit
3.00	43	Pagurus longicarpus	Pagulong
1.00	9	Travisia carnea	Travcarn
1.00	48	Cyathura polita	Cyatpoli

Group: Shelter
Sample unit: S49

Value	Code	Species	Code Name
9.00	80	Nematoda	NemaNema
1.00	7	Nephtys picta	Nephpict
3.00	1	Oligochaeta	OligOlig
1.00	33	Lembos smithi	Lembsmit
1.00	44	Rhepoxynius Epistomus	RhepEpis
1.00	69	Tellina agilis	Tellagil
4.00	10	Scoloplos fragilis	Scolfrag
7.00	125	Leptochelia savignyi	Leptsavi
13.00	116	Ophelia sp	Ophesp
29.00	31	Acanthohaustorius intermedius	Acaninte
1.00	103	Spisula solidissima	Spissoli
1.00	127	Sigalion arenicola	Sigaaren

Group: Shelter
Sample unit: S50

Value	Code	Species	Code Name
21.00	80	Nematoda	NemaNema
1.00	1	Oligochaeta	OligOlig
1.00	25	Tharyx sp	Tharsp
1.00	44	Rhepoxynius Epistomus	RhepEpis
11.00	125	Leptochelia savignyi	Leptsavi
25.00	116	Ophelia sp	Ophesp
1.00	14	Polygordius sp	Polygord
42.00	31	Acanthohaustorius intermedius	Acaninte
1.00	127	Sigalion arenicola	Sigaaren
1.00	128	Bathyporeia quoddyensis	Bathquod

Group: Shelter
Sample unit: S51

Value	Code	Species	Code Name
6.00	80	Nematoda	NemaNema
1.00	25	Tharyx sp	Tharsp
2.00	18	Spiophanes bombyx	Spiobomb
14.00	125	Leptochelia savignyi	Leptsavi
1.00	116	Ophelia sp	Ophesp
15.00	31	Acanthohaustorius intermedius	Acaninte
2.00	103	Spisula solidissima	Spissoli
1.00	127	Sigalion arenicola	Sigaaren
1.00	128	Bathyporeia quoddyensis	Bathquod
5.00	124	Acanthohaustorius millsii	Acanmill
2.00	126	Politolana concharum	Policonc

Group: Shelter
Sample unit: S52

Value	Code	Species	Code Name
5.00	80	Nematoda	NemaNema
1.00	25	Tharyx sp	Tharsp
1.00	44	Rhepoxynius Epistomus	RhepEpis
1.00	69	Tellina agilis	Tellagil
1.00	18	Spiophanes bombyx	Spiobomb
18.00	125	Leptochelia savignyi	Leptsavi
1.00	116	Ophelia sp	Ophesp
7.00	31	Acanthohaustorius intermedius	Acaninte
1.00	103	Spisula solidissima	Spissoli
5.00	124	Acanthohaustorius millsii	Acanmill
1.00	126	Politolana concharum	Policonc

Group: Shelter
Sample unit: S53

Value	Code	Species	Code Name
1.00	2	Capitella sp	Capisp
2.00	6	Clymenella sp	Clymsp
38.00	80	Nematoda	NemaNema
2.00	1	Oligochaeta	OligOlig
1.00	16	Polydora sp	Polydora
5.00	25	Tharyx sp	Tharsp
4.00	30	Ampelisca vadorum	Ampevado
25.00	46	Batea catharinensis	Batecath
7.00	75	Crepidula fornicata	Crepform
2.00	13	Eumida sanguinea	Eumisang
18.00	20	Exogone dispar	Exogdisp
22.00	33	Lembos smithi	Lembsmith
1.00	4	Odontosyllis fulgurans	Odonfulg
6.00	53	Panopeus herbstii	Panoherb
20.00	39	Erichthonius sp	Ericsp
8.00	11	Aricidea catherinae	Ariccath
25.00	44	Rhepoxynius Epistomus	RhepEpis
2.00	22	Sphaerosyllis erinaceus	Sphaerin

1.00	69	Tellina agilis	Tellagil
1.00	104	Nucula tenuis	Nucutenu
5.00	21	Parapionosyllis longicirrata	Paralong
1.00	18	Spiophanes bombyx	Spiobomb
1.00	125	Leptochelia savignyi	Leptsavi
6.00	37	Paracaprella tenius	Parateni
1.00	110	Syllides setosa	Syllseto
2.00	55	Heteromysis formosa	Heteform
3.00	150	Lysianopsis alba	Lysialba
1.00	43	Pagurus longicarpus	Pagulong
2.00	9	Travisia carnea	Travcarn
3.00	45	Stenothoidae sp	Stensp
2.00	143	Ampharete arctica	Ampharct
1.00	64	Lyonsia hyalina	Lyonhyal
3.00	8	Nereis succinea	Neresucc
2.00	119	Autolytus cornutus	Autocorn
1.00	66	Nucula proxima	Nucuprox
1.00	117	Spio pettiboneae	Spiopett
2.00	148	Sabella microphthalma	Sabemicr
1.00	101	Euspira imaculata	Euspimac
1.00	29	Arabella iricolor	Arabiric
6.00	138	Isopoda sp	Isopsp
1.00	149	Cirriformia grandis	Cirrgran

Group: Shelter
Sample unit: S54

Value	Code	Species	Code Name
43.00	80	Nematoda	NemaNema
4.00	7	Nephtys picta	Nephpict
1.00	82	Ostracod A	OstrA
1.00	16	Polydora sp	Polydora
1.00	25	Tharyx sp	Tharsp
2.00	46	Batea catharinensis	Batecath
2.00	20	Exogone dispar	Exogdisp
1.00	4	Odontosyllis fulgurans	Odonfulg
8.00	11	Aricidea catherinae	Ariccath
5.00	44	Rhepoxynius Epistomus	RhepEpis
1.00	21	Parapionosyllis longicirrata	Paralong
1.00	10	Scoloplos fragilis	Scolfrag
1.00	18	Spiophanes bombyx	Spiobomb
5.00	9	Travisia carnea	Travcarn
1.00	118	Ampharetidae sp	Amphtdae
1.00	8	Nereis succinea	Neresucc
2.00	119	Autolytus cornutus	Autocorn
1.00	117	Spio pettiboneae	Spiopett
1.00	120	Proboloides holmesi	Probolholm

Group: Shelter
Sample unit: S55

Value	Code	Species	Code Name
66.00	2	Capitella sp	Capisp

1.00	140	Glycera americana	Glycamer
65.00	80	Nematoda	NemaNema
89.00	1	Oligochaeta	OligOlig
1.00	83	Ostracod B	OstrB
18.00	16	Polydora sp	Polydora
146.00	25	Tharyx sp	Tharsp
11.00	30	Ampelisca vadorum	Ampevado
230.00	46	Batea catharinensis	Batecath
2.00	75	Crepidula fornicata	Crepforn
3.00	13	Eumida sanguinea	Eumisang
10.00	20	Exogone dispar	Exogdisp
26.00	33	Lembos smithi	Lembsmit
1.00	53	Panopeus herbstii	Panoherb
6.00	107	Pectinaria gouldii	Pectgoul
1.00	131	Prionospio heterobranchia	Priohete
1.00	11	Aricidea catherinae	Ariccath
8.00	44	Rhepoxynius Epistomus	RhepEpis
2.00	22	Sphaerosyllis erinaceus	Sphaerin
10.00	104	Nucula tenuis	Nucutenu
2.00	21	Parapionosyllis longicirrata	Paralong
2.00	41	Elasmopus levis	Elaslevi
14.00	55	Heteromysis formosa	Heteform
8.00	8	Nereis succinea	Neresucc
11.00	66	Nucula proxima	Nucuprox
1.00	36	Luconacia incerta	Lucoince
2.00	34	Microdeutopus sp	Micrsp
1.00	26	Antinoella sarsi	Antisars

Group: Shelter
Sample unit: S56

Value	Code	Species	Code Name
119.00	2	Capitella sp	Capisp
1.00	140	Glycera americana	Glycamer
43.00	80	Nematoda	NemaNema
30.00	1	Oligochaeta	OligOlig
4.00	16	Polydora sp	Polydora
25.00	25	Tharyx sp	Tharsp
1.00	62	Anadara transversa	Anadtran
159.00	46	Batea catharinensis	Batecath
13.00	75	Crepidula fornicata	Crepforn
8.00	13	Eumida sanguinea	Eumisang
2.00	20	Exogone dispar	Exogdisp
82.00	33	Lembos smithi	Lembsmit
15.00	53	Panopeus herbstii	Panoherb
1.00	131	Prionospio heterobranchia	Priohete
5.00	44	Rhepoxynius Epistomus	RhepEpis
3.00	22	Sphaerosyllis erinaceus	Sphaerin
1.00	10	Scoloplos fragilis	Scolfrag
16.00	41	Elasmopus levis	Elaslevi
3.00	110	Syllides setosa	Syllseto
10.00	55	Heteromysis formosa	Heteform
19.00	132	Nicolea sp	Nicosp
9.00	8	Nereis succinea	Neresucc
1.00	119	Autolytus cornutus	Autocorn

9.00	66	Nucula proxima	Nucuprox
2.00	27	Marphysa sanguinea	Marpsang
2.00	138	Isopoda sp	Isopsp
1.00	34	Microdeutopus sp	Micrsp

Group: Shelter
Sample unit: S57

Value	Code	Species	Code Name
13.00	2	Capitella sp	Capisp
76.00	80	Nematoda	NemaNema
2.00	16	Polydora sp	Polydora
1.00	30	Ampelisca vadorum	Ampevado
44.00	46	Batea catharinensis	Batecath
16.00	75	Crepidula fornicata	Crepform
2.00	13	Eumida sanguinea	Eumisang
4.00	20	Exogone dispar	Exogdisp
23.00	33	Lembos smithi	Lembsmit
8.00	53	Panopeus herbstii	Panoherb
1.00	23	Sphaerosyllis hystrix	Sphahyst
1.00	11	Aricidea catherinae	Ariccath
4.00	44	Rhepoxynius Epistomus	RhepEpis
5.00	22	Sphaerosyllis erinaceus	Sphaerin
3.00	104	Nucula tenuis	Nucutenu
1.00	21	Parapionosyllis longicirrata	Paralong
1.00	10	Scoloplos fragilis	Scolfrag
12.00	41	Elasmopus levis	Elaslevi
7.00	55	Heteromysis formosa	Heteform
1.00	43	Pagurus longicarpus	Pagulong
1.00	89	Crasinella mactracea	Crasmact
8.00	147	Haloclava producta	Haloprod
3.00	138	Isopoda sp	Isopsp
1.00	135	Schistomeringos rudolphi	Schirudo

Group: Shelter
Sample unit: S58

Value	Code	Species	Code Name
54.00	2	Capitella sp	Capisp
150.00	80	Nematoda	NemaNema
1.00	7	Nephtys picta	Nephpict
12.00	1	Oligochaeta	OligOlig
1.00	62	Anadara transversa	Anadtran
38.00	46	Batea catharinensis	Batecath
51.00	75	Crepidula fornicata	Crepform
5.00	20	Exogone dispar	Exogdisp
34.00	33	Lembos smithi	Lembsmit
6.00	53	Panopeus herbstii	Panoherb
4.00	105	Rudilemboides naglei	Rudinagl
2.00	11	Aricidea catherinae	Ariccath
4.00	44	Rhepoxynius Epistomus	RhepEpis
1.00	22	Sphaerosyllis erinaceus	Sphaerin
7.00	21	Parapionosyllis longicirrata	Paralong

38.00	41	Elasmopus levis	Elaslevi
8.00	37	Paracaprella tenius	Parateni
9.00	55	Heteromysis formosa	Heteform
2.00	132	Nicolea sp	Nicosp
1.00	43	Pagurus longicarpus	Pagulong
5.00	154	Microphthalmus aberrans	Micraber
2.00	66	Nucula proxima	Nucuprox
4.00	89	Crasinella mactracea	Crasmact
7.00	138	Isopoda sp	Isopsp
1.00	38	Pleusymtes glaber	Pleuglab

Group: Shelter
Sample unit: S59

Value	Code	Species	Code Name
23.00	2	Capitella sp	Capisp
1.00	6	Clymenella sp	Clymsp
63.00	80	Nematoda	NemaNema
3.00	1	Oligochaeta	OligOlig
1.00	30	Ampelisca vadorum	Ampevado
77.00	46	Batea catharinensis	Batecath
2.00	13	Eumida sanguinea	Eumisang
10.00	20	Exogone dispar	Exogdisp
16.00	33	Lembos smithi	Lembsmit
2.00	23	Sphaerosyllis hystrix	Sphahyst
32.00	11	Aricidea catherinae	Ariccath
4.00	44	Rhepoxynius Epistomus	RhepEpis
2.00	22	Sphaerosyllis erinaceus	Sphaerin
26.00	41	Elasmopus levis	Elaslevi
1.00	56	Xanthidae sp	Xantsp
45.00	81	Nemertinea	NemeNeme

Group: Shelter
Sample unit: S60

Value	Code	Species	Code Name
9.00	2	Capitella sp	Capisp
115.00	80	Nematoda	NemaNema
5.00	1	Oligochaeta	OligOlig
1.00	82	Ostracod A	OstrA
20.00	16	Polydora sp	Polydora
1.00	25	Tharyx sp	Tharsp
88.00	46	Batea catharinensis	Batecath
48.00	75	Crepidula fornicata	Crepforn
18.00	13	Eumida sanguinea	Eumisang
41.00	20	Exogone dispar	Exogdisp
118.00	33	Lembos smithi	Lembsmit
3.00	4	Odontosyllis fulgurans	Odonfulg
19.00	53	Panopeus herbstii	Panoherb
7.00	23	Sphaerosyllis hystrix	Sphahyst
3.00	44	Rhepoxynius Epistomus	RhepEpis
32.00	22	Sphaerosyllis erinaceus	Sphaerin
1.00	21	Parapionosyllis longicirrata	Paralong

206.00	41	Elasmopus levis	Elaslevi
88.00	55	Heteromysis formosa	Heteform
1.00	85	Corophium sp	Corosp
1.00	66	Nucula proxima	Nucuprox
1.00	78	Chaetopleura apiculata	Chaeapic
2.00	81	Nemertinea	NemeNeme
5.00	101	Euspira imaculata	Euspimac
1.00	147	Haloclava producta	Haloprod
1.00	29	Arabella iricolor	Arabiric
5.00	138	Isopoda sp	Isopsp
2.00	26	Antinoella sarsi	Antisars
1.00	169	Potamilla neglecta	Potanegl

Group: Shelter
Sample unit: S61

Value	Code	Species	Code Name
5.00	80	Nematoda	NemaNema
136.00	1	Oligochaeta	OligOlig
64.00	25	Tharyx sp	Tharsp
10.00	46	Batea catharinensis	Batecath
46.00	75	Crepidula fornicata	Crepforn
6.00	13	Eumida sanguinea	Eumisang
3.00	20	Exogone dispar	Exogdisp
14.00	33	Lembos smithi	Lembomit
6.00	53	Panopeus herbstii	Panoherb
1.00	131	Prionospio heterobranchia	Priohete
7.00	39	Erichthonius sp	Ericsp
11.00	11	Aricidea catherinae	Ariccath
2.00	44	Rhepoxynius Epistomus	RhepEpis
1.00	22	Sphaerosyllis erinaceus	Sphaerin
2.00	104	Nucula tenuis	Nucutenu
1.00	21	Parapionosyllis longicirrata	Paralong
1.00	10	Scoloplos fragilis	Scolfrag
1.00	32	Ampelisca verrilli	Ampeverr
6.00	37	Paracaprella tenius	Parateni
1.00	14	Polygordius sp	Polygord
3.00	153	Asychis elongata	Asycelon
3.00	55	Heteromysis formosa	Heteform
1.00	43	Pagurus longicarpus	Pagulong
2.00	8	Nereis succinea	Neresucc
2.00	66	Nucula proxima	Nucuprox
1.00	89	Crasinella mactracea	Crasmact
1.00	36	Luconacia incerta	Lucoince
3.00	86	Asabellides oculata	Asabocul
3.00	138	Isopoda sp	Isopsp
3.00	38	Pleusymtes glaber	Pleuglab

Group: Shelter
Sample unit: S62

Value	Code	Species	Code Name
27.00	2	Capitella sp	Capisp

32.00	80	Nematoda	NemaNema
20.00	1	Oligochaeta	OligOlig
1.00	16	Polydora sp	Polydora
24.00	25	Tharyx sp	Tharsp
6.00	46	Batea catharinensis	Batecath
3.00	19	Brania wellfleetensis	Branwell
15.00	75	Crepidula fornicata	Crepforn
2.00	13	Eumida sanguinea	Eumisang
3.00	20	Exogone dispar	Exogdisp
16.00	33	Lembos smithi	Lembsmit
2.00	160	Melinna cristata	Melicris
1.00	53	Panopeus herbstii	Panoherb
1.00	131	Prionospio heterobranchia	Priohete
3.00	11	Aricidea catherinae	Ariccath
1.00	44	Rhepoxynius Epistomus	RhepEpis
3.00	104	Nucula tenuis	Nucutenu
1.00	137	Mulinia lateralis	Mulilate
2.00	55	Heteromysis formosa	Heteform
4.00	132	Nicolea sp	Nicosp
1.00	8	Nereis succinea	Neresucc
5.00	66	Nucula proxima	Nucuprox
2.00	89	Crasinella mactracea	Crasmact
1.00	138	Isopoda sp	Isopsp

Group: Shelter
Sample unit: S63

Value	Code	Species	Code Name
1.00	2	Capitella sp	Capisp
1.00	140	Glycera americana	Glycamer
9.00	80	Nematoda	NemaNema
12.00	1	Oligochaeta	OligOlig
1.00	82	Ostracod A	OstrA
1.00	59	Pinnixa sp	Pinnixa
2.00	16	Polydora sp	Polydora
45.00	25	Tharyx sp	Tharsp
434.00	46	Batea catharinensis	Batecath
51.00	75	Crepidula fornicata	Crepforn
5.00	13	Eumida sanguinea	Eumisang
28.00	20	Exogone dispar	Exogdisp
113.00	33	Lembos smithi	Lembsmit
15.00	53	Panopeus herbstii	Panoherb
1.00	123	Podarke obscura	Podaobsc
9.00	11	Aricidea catherinae	Ariccath
5.00	44	Rhepoxynius Epistomus	RhepEpis
4.00	22	Sphaerosyllis erinaceus	Sphaerin
1.00	10	Scoloplos fragilis	Scolfrag
37.00	41	Elasmopus levis	Elaslevi
70.00	55	Heteromysis formosa	Heteform
2.00	35	Caprella penantis	Caprpena
8.00	85	Corophium sp	Corosp
5.00	111	Erichthonius brasiliensis	Ericbras
2.00	118	Ampharetidae sp	Amphtdae
2.00	36	Luconacia incerta	Lucoince
5.00	48	Cyathura polita	Cyatpoli

1.00 122 Drilonereis longa Drillong

Group: Shelter
Sample unit: S64

Value	Code	Species	Code Name
120.00	2	Capitella sp	Capisp
40.00	80	Nematoda	NemaNema
1.00	16	Polydora sp	Polydora
30.00	25	Tharyx sp	Tharsp
1.00	30	Ampelisca vadorum	Ampevado
43.00	46	Batea catharinensis	Batecath
12.00	75	Crepidula fornicata	Crepform
1.00	13	Eumida sanguinea	Eumisang
15.00	20	Exogone dispar	Exogdisp
48.00	33	Lembos smithi	Lembsmit
21.00	53	Panopeus herbstii	Panoherb
1.00	105	Rudilemboides naglei	Rudinagl
25.00	11	Aricidea catherinae	Ariccath
4.00	44	Rhepoxynius Epistomus	RhepEpis
3.00	22	Sphaerosyllis erinaceus	Sphaerin
4.00	41	Elasmopus levis	Elaslevi
1.00	110	Syllides setosa	Syllseto
16.00	55	Heteromysis formosa	Heteform
1.00	43	Pagurus longicarpus	Pagulong
1.00	8	Nereis succinea	Neresucc
18.00	81	Nemertinea	NemeNeme
2.00	147	Haloclava producta	Haloprod
7.00	26	Antinoella sarsi	Antisars
3.00	135	Schistomeringos rudolphi	Schirudo

Group: Shelter
Sample unit: S65

Value	Code	Species	Code Name
1.00	2	Capitella sp	Capisp
353.00	80	Nematoda	NemaNema
2.00	7	Nephtys picta	Nephpict
1.00	1	Oligochaeta	OligOlig
4.00	67	Periploma leanum	Perilean
4.00	19	Brania wellfleetensis	Branwell
1.00	33	Lembos smithi	Lembsmit
1.00	11	Aricidea catherinae	Ariccath
2.00	44	Rhepoxynius Epistomus	RhepEpis
3.00	69	Tellina agilis	Tellagil
75.00	71	Gemma gemma	Gemmgemm
4.00	10	Scoloplos fragilis	Scolfrag
37.00	116	Ophelia sp	Ophesp
1.00	102	Nereis arenaceodonta	Nerearen
9.00	66	Nucula proxima	Nucuprox
10.00	31	Acanthohaustorius intermedius	Acaninte
2.00	89	Crasinella mactracea	Crasmact
1.00	38	Pleusymtes glaber	Pleuglab

Group: Shelter
Sample unit: S66

Value	Code	Species	Code Name
739.00	80	Nematoda	NemaNema
4.00	7	Nephtys picta	Nephpict
28.00	1	Oligochaeta	OligOlig
2.00	67	Periploma leanum	Perilean
5.00	25	Tharyx sp	Tharsp
1.00	46	Batea catharinensis	Batecath
6.00	19	Brania wellfleetensis	Branwell
1.00	33	Lembos smithi	Lembsmit
3.00	11	Aricidea catherinae	Ariccath
6.00	44	Rhepoxynius Epistomus	RhepEpis
5.00	69	Tellina agilis	Tellagil
25.00	71	Gemma gemma	Gemmgemm
12.00	21	Parapionosyllis longicirrata	Paralong
18.00	10	Scoloplos fragilis	Scolfrag
36.00	116	Ophelia sp	Ophesp
11.00	31	Acanthohaustorius intermedius	Acaninte
1.00	121	Stenothoe minuta	Stenminu

Group: Shelter
Sample unit: S67

Value	Code	Species	Code Name
1.00	2	Capitella sp	Capisp
81.00	80	Nematoda	NemaNema
9.00	7	Nephtys picta	Nephpict
5.00	1	Oligochaeta	OligOlig
4.00	82	Ostracod A	OstrA
31.00	25	Tharyx sp	Tharsp
5.00	30	Ampelisca vadorum	Ampevado
5.00	46	Batea catharinensis	Batecath
1.00	19	Brania wellfleetensis	Branwell
22.00	75	Crepidula fornicata	Crepforn
2.00	13	Eumida sanguinea	Eumisang
12.00	20	Exogone dispar	Exogdisp
4.00	4	Odontosyllis fulgurans	Odonfulg
1.00	53	Panopeus herbstii	Panoherb
3.00	105	Rudilemboides naglei	Rudinagl
1.00	39	Erichthonius sp	Ericsp
15.00	11	Aricidea catherinae	Ariccath
1.00	22	Sphaerosyllis erinaceus	Sphaerin
4.00	69	Tellina agilis	Tellagil
2.00	21	Parapionosyllis longicirrata	Paralong
7.00	10	Scoloplos fragilis	Scolfrag
2.00	18	Spiophanes bombyx	Spiobomb
2.00	41	Elasmopus levis	Elaslevi
1.00	37	Paracaprella tenius	Parateni
9.00	134	Schistomeringos caecus	Schicaec
4.00	35	Caprella penantis	Caprpna

3.00	50	Oxyurostylis smithi	Oxyusmit
1.00	45	Stenothoidae sp	Stensp
2.00	118	Ampharetidae sp	Amphtdae
2.00	119	Autolytus cornutus	Autocorn
2.00	66	Nucula proxima	Nucuprox
1.00	89	Crasinella mactracea	Crasmact
1.00	36	Luconacia incerta	Lucoince
1.00	103	Spisula solidissima	Spissoli
2.00	168	Hydroides dianthus	Hydrdian
1.00	101	Euspira imaculata	Euspimac
1.00	136	Eupleura caudata	Euplcaud

Group: Shelter
Sample unit: S68

Value	Code	Species	Code Name
2.00	6	Clymenella sp	Clymsp
45.00	80	Nematoda	NemaNema
5.00	7	Nephtys picta	Nephpict
3.00	1	Oligochaeta	OligOlig
9.00	82	Ostracod A	OstrA
5.00	25	Tharyx sp	Tharsp
3.00	30	Ampelisca vadorum	Ampevado
1.00	62	Anadara transversa	Anadtran
3.00	46	Batea catharinensis	Batecath
4.00	19	Brania wellfleetensis	Branwell
39.00	75	Crepidula fornicata	Crepforn
8.00	20	Exogone dispar	Exogdisp
27.00	33	Lembos smithi	Lembsmit
45.00	11	Aricidea catherinae	Ariccath
1.00	44	Rhepoxynius Epistomus	RhepEpis
1.00	69	Tellina agilis	Tellagil
3.00	18	Spiophanes bombyx	Spiobomb
5.00	37	Paracaprella tenius	Parateni
10.00	35	Caprella penantis	Caprpena
1.00	43	Pagurus longicarpus	Pagulong
1.00	9	Travisia carnea	Travcarn
1.00	64	Lyonsia hyalina	Lyonhyal
1.00	8	Nereis succinea	Neresucc
3.00	66	Nucula proxima	Nucuprox
3.00	89	Crasinella mactracea	Crasmact
2.00	36	Luconacia incerta	Lucoince
2.00	103	Spisula solidissima	Spissoli
38.00	81	Nemertinea	NemeNeme
1.00	100	Unidentified sp	Unidsp
46.00	38	Pleusymtes glaber	Pleuglab

Group: Shelter
Sample unit: S69

Value	Code	Species	Code Name
9.00	2	Capitella sp	Capisp
18.00	6	Clymenella sp	Clymsp

1.00	82	Ostracod A	OstrA
1.00	59	Pinnixa sp	Pinnixa
2.00	25	Tharyx sp	Tharsp
8.00	30	Ampelisca vadorum	Ampevado
1.00	62	Anadara transversa	Anadtran
1.00	61	Anomia simplex	Anomsimp
87.00	79	Balanus sp	Balasp
5.00	46	Batea catharinensis	Batecath
2.00	19	Brania wellfleetensis	Branwell
58.00	75	Crepidula fornicata	Crepform
2.00	76	Crepidula plana	Crepplan
11.00	33	Lembos smithi	Lembsmit
1.00	4	Odontosyllis fulgurans	Odonfulg
2.00	39	Erichthonius sp	Ericsp
23.00	11	Aricidea catherinae	Ariccath
5.00	69	Tellina agilis	Tellagil
4.00	18	Spiophanes bombyx	Spiobomb
27.00	32	Ampelisca verrilli	Ampeverr
1.00	37	Paracaprella tenius	Parateni
1.00	12	Paraonis fulgens	Parafulg
1.00	56	Xanthidae sp	Xantsp
1.00	66	Nucula proxima	Nucuprox
1.00	36	Luconacia incerta	Lucoince
1.00	57	Libinia Emarginata	LibiEmar
2.00	74	Seila adamsi	Seiladam
1.00	15	Lepidonotus squamatus	Lepisqua
1.00	100	Unidentified sp	Unidsp
1.00	73	Cerithiopsis greeni	Cerigree
1.00	58	Pinnotheres ostreum	Pinnostr

Group: Shelter
Sample unit: S70

Value	Code	Species	Code Name
16.00	2	Capitella sp	Capisp
11.00	6	Clymenella sp	Clymsp
3.00	140	Glycera americana	Glycamer
9.00	80	Nematoda	NemaNema
4.00	7	Nephtys picta	Nephpict
7.00	1	Oligochaeta	OligOlig
1.00	82	Ostracod A	OstrA
2.00	59	Pinnixa sp	Pinnixa
1.00	16	Polydora sp	Polydora
13.00	25	Tharyx sp	Tharsp
1.00	30	Ampelisca vadorum	Ampevado
1.00	13	Eumida sanguinea	Eumisang
4.00	33	Lembos smithi	Lembsmit
1.00	105	Rudilemboides naglei	Rudinagl
1.00	166	Streblospio benedicti	Strebene
39.00	11	Aricidea catherinae	Ariccath
1.00	44	Rhepoxynius Epistomus	RhepEpis
8.00	69	Tellina agilis	Tellagil
1.00	104	Nucula tenuis	Nucutenu
1.00	21	Parapionosyllis longicirrata	Paralong
1.00	10	Scoloplos fragilis	Scolfrag

3.00	18	Spiophanes bombyx	Spiobomb
1.00	41	Elasmopus levis	Elaslevi
15.00	32	Ampelisca verrilli	Ampeverr
2.00	134	Schistomeringos caecus	Schicaec
1.00	64	Lyonsia hyalina	Lyonhyal
1.00	51	Pandora gouldiana	Pandgoul
1.00	155	Ampharete acutifrons	Amphacut
1.00	29	Arabella iricolor	Arabiric

Total number of species occurrences in data = 4446

----- Data in list format -----

Compact Data File Summary by Region

Group	Sample	Seq	Sp	Abundance
Flanders	PEC01	1	167	1.000
Flanders	PEC01	2	2	27.000
Flanders	PEC01	3	6	2.000
Flanders	PEC01	4	140	1.000
Flanders	PEC01	5	145	1.000
Flanders	PEC01	6	98	2.000
Flanders	PEC01	7	80	6.000
Flanders	PEC01	8	7	1.000
Flanders	PEC01	9	1	1.000
Flanders	PEC01	10	82	4.000
Flanders	PEC01	11	83	4.000
Flanders	PEC01	12	67	40.000
Flanders	PEC01	13	59	2.000
Flanders	PEC01	14	16	28.000
Flanders	PEC01	15	97	36.000
Flanders	PEC01	16	25	2.000
Flanders	PEC01	17	99	1.000
Flanders	PEC02	1	2	552.000
Flanders	PEC02	2	6	1.000
Flanders	PEC02	3	140	21.000
Flanders	PEC02	4	145	1.000
Flanders	PEC02	5	80	132.000
Flanders	PEC02	6	1	152.000
Flanders	PEC02	7	82	1.000
Flanders	PEC02	8	83	11.000
Flanders	PEC02	9	16	5.000
Flanders	PEC02	10	25	12.000
Flanders	PEC02	11	30	2.000
Flanders	PEC02	12	170	1.000
Flanders	PEC02	13	62	3.000
Flanders	PEC02	14	61	2.000
Flanders	PEC02	15	79	19.000
Flanders	PEC02	16	46	6.000
Flanders	PEC02	17	19	1.000
Flanders	PEC02	18	163	2.000
Flanders	PEC02	19	75	148.000
Flanders	PEC02	20	76	5.000
Flanders	PEC02	21	133	1.000

Flanders	PEC02	22	13	6.000
Flanders	PEC02	23	20	2.000
Flanders	PEC02	24	95	3.000
Flanders	PEC02	25	161	1.000
Flanders	PEC02	26	33	4.000
Flanders	PEC02	27	160	1.000
Flanders	PEC02	28	42	5.000
Flanders	PEC02	29	4	1.000
Flanders	PEC02	30	53	1.000
Flanders	PEC02	31	107	1.000
Flanders	PEC02	32	123	1.000
Flanders	PEC02	33	131	2.000
Flanders	PEC02	34	105	1.000
Flanders	PEC02	35	23	2.000
Flanders	PEC02	36	166	3.000
Flanders	PEC03	1	2	91.000
Flanders	PEC03	2	140	11.000
Flanders	PEC03	3	80	78.000
Flanders	PEC03	4	1	51.000
Flanders	PEC03	5	16	2.000
Flanders	PEC03	6	30	1.000
Flanders	PEC03	7	62	1.000
Flanders	PEC03	8	61	7.000
Flanders	PEC03	9	79	8.000
Flanders	PEC03	10	46	4.000
Flanders	PEC03	11	75	157.000
Flanders	PEC03	12	76	5.000
Flanders	PEC03	13	13	9.000
Flanders	PEC03	14	20	3.000
Flanders	PEC03	15	95	3.000
Flanders	PEC03	16	33	8.000
Flanders	PEC03	17	53	4.000
Flanders	PEC03	18	123	2.000
Flanders	PEC03	19	23	1.000
Flanders	PEC03	20	39	1.000
Flanders	PEC03	21	171	1.000
Flanders	PEC04	1	2	360.000
Flanders	PEC04	2	6	1.000
Flanders	PEC04	3	140	28.000
Flanders	PEC04	4	80	290.000
Flanders	PEC04	5	1	15.000
Flanders	PEC04	6	82	2.000
Flanders	PEC04	7	83	2.000
Flanders	PEC04	8	97	1.000
Flanders	PEC04	9	25	7.000
Flanders	PEC04	10	30	3.000
Flanders	PEC04	11	133	1.000
Flanders	PEC04	12	13	2.000
Flanders	PEC04	13	20	2.000
Flanders	PEC04	14	33	9.000
Flanders	PEC04	15	160	6.000
Flanders	PEC04	16	42	4.000
Flanders	PEC04	17	4	1.000
Flanders	PEC04	18	53	2.000
Flanders	PEC04	19	123	2.000
Flanders	PEC04	20	131	3.000
Flanders	PEC04	21	105	8.000

Flanders	PEC04	22	23	13.000
Flanders	PEC04	23	11	2.000
Flanders	PEC04	24	44	2.000
Flanders	PEC04	25	22	5.000
Flanders	PEC04	26	69	1.000
Flanders	PEC05	1	2	200.000
Flanders	PEC05	2	140	1.000
Flanders	PEC05	3	80	93.000
Flanders	PEC05	4	1	37.000
Flanders	PEC05	5	97	1.000
Flanders	PEC05	6	25	23.000
Flanders	PEC05	7	30	1.000
Flanders	PEC05	8	19	6.000
Flanders	PEC05	9	131	1.000
Flanders	PEC05	10	166	73.000
Flanders	PEC05	11	11	19.000
Flanders	PEC05	12	69	8.000
Flanders	PEC05	13	71	15.000
Flanders	PEC05	14	191	5.000
Flanders	PEC05	15	104	1.000
Flanders	PEC05	16	21	12.000
Flanders	PEC05	17	10	1.000
Flanders	PEC05	18	18	1.000
Flanders	PEC06	1	2	13.000
Flanders	PEC06	2	140	9.000
Flanders	PEC06	3	145	1.000
Flanders	PEC06	4	82	8.000
Flanders	PEC06	5	83	5.000
Flanders	PEC06	6	97	27.000
Flanders	PEC06	7	25	3.000
Flanders	PEC06	8	30	5.000
Flanders	PEC06	9	107	2.000
Flanders	PEC06	10	69	40.000
Flanders	PEC06	11	173	2.000
Flanders	PEC06	12	137	1.000
Flanders	PEC07	1	2	35.000
Flanders	PEC07	2	140	11.000
Flanders	PEC07	3	1	97.000
Flanders	PEC07	4	67	1.000
Flanders	PEC07	5	16	2.000
Flanders	PEC07	6	97	1.000
Flanders	PEC07	7	25	13.000
Flanders	PEC07	8	30	1.000
Flanders	PEC07	9	62	2.000
Flanders	PEC07	10	61	1.000
Flanders	PEC07	11	75	43.000
Flanders	PEC07	12	76	2.000
Flanders	PEC07	13	20	1.000
Flanders	PEC07	14	95	1.000
Flanders	PEC07	15	107	1.000
Flanders	PEC07	16	131	1.000
Flanders	PEC07	17	166	8.000
Flanders	PEC07	18	191	2.000
Flanders	PEC07	19	10	1.000
Flanders	PEC07	20	52	2.000
Flanders	PEC07	21	41	1.000
Flanders	PEC07	22	174	1.000

Orient	PEC08	1	2	2.000
Orient	PEC08	2	80	187.000
Orient	PEC08	3	7	2.000
Orient	PEC08	4	1	1.000
Orient	PEC08	5	82	5.000
Orient	PEC08	6	83	2.000
Orient	PEC08	7	59	2.000
Orient	PEC08	8	16	2.000
Orient	PEC08	9	25	35.000
Orient	PEC08	10	19	46.000
Orient	PEC08	11	105	1.000
Orient	PEC08	12	23	5.000
Orient	PEC08	13	39	1.000
Orient	PEC08	14	11	3.000
Orient	PEC08	15	44	2.000
Orient	PEC08	16	71	2.000
Orient	PEC08	17	21	119.000
Orient	PEC08	18	10	16.000
Orient	PEC08	19	173	2.000
Orient	PEC08	20	32	7.000
Orient	PEC08	21	164	1.000
Orient	PEC08	22	125	14.000
Orient	PEC08	23	116	1.000
Orient	PEC08	24	37	1.000
Orient	PEC08	25	14	153.000
Orient	PEC08	26	134	2.000
Orient	PEC08	27	110	1.000
Orient	PEC09	1	2	28.000
Orient	PEC09	2	6	1.000
Orient	PEC09	3	140	38.000
Orient	PEC09	4	1	3.000
Orient	PEC09	5	82	10.000
Orient	PEC09	6	83	13.000
Orient	PEC09	7	59	1.000
Orient	PEC09	8	97	4.000
Orient	PEC09	9	30	2.000
Orient	PEC09	10	19	2.000
Orient	PEC09	11	161	2.000
Orient	PEC09	12	160	5.000
Orient	PEC09	13	107	3.000
Orient	PEC09	14	69	6.000
Orient	PEC09	15	104	2.000
Orient	PEC09	16	137	6.000
Orient	PEC09	17	32	1.000
Orient	PEC09	18	175	1.000
Orient	PEC09	19	129	1.000
Orient	PEC10	1	2	27.000
Orient	PEC10	2	145	1.000
Orient	PEC10	3	7	6.000
Orient	PEC10	4	1	1.000
Orient	PEC10	5	82	2.000
Orient	PEC10	6	97	3.000
Orient	PEC10	7	30	4.000
Orient	PEC10	8	69	31.000
Orient	PEC10	9	104	11.000
Orient	PEC10	10	137	2.000
Orient	PEC10	11	175	2.000

Orient	PEC10	12	129	4.000
Orient	PEC10	13	177	1.000
Orient	PEC10	14	153	8.000
Orient	PEC10	15	178	1.000
Orient	PEC11	1	2	126.000
Orient	PEC11	2	140	1.000
Orient	PEC11	3	7	2.000
Orient	PEC11	4	1	3.000
Orient	PEC11	5	82	1.000
Orient	PEC11	6	16	2.000
Orient	PEC11	7	25	1.000
Orient	PEC11	8	107	2.000
Orient	PEC11	9	166	2.000
Orient	PEC11	10	69	8.000
Orient	PEC11	11	129	6.000
Orient	PEC11	12	158	1.000
Orient	PEC12	1	2	195.000
Orient	PEC12	2	6	9.000
Orient	PEC12	3	140	15.000
Orient	PEC12	4	145	1.000
Orient	PEC12	5	80	93.000
Orient	PEC12	6	7	1.000
Orient	PEC12	7	1	38.000
Orient	PEC12	8	82	11.000
Orient	PEC12	9	83	13.000
Orient	PEC12	10	16	1.000
Orient	PEC12	11	97	5.000
Orient	PEC12	12	25	46.000
Orient	PEC12	13	30	9.000
Orient	PEC12	14	46	3.000
Orient	PEC12	15	19	3.000
Orient	PEC12	16	13	3.000
Orient	PEC12	17	20	5.000
Orient	PEC12	18	160	1.000
Orient	PEC12	19	53	2.000
Orient	PEC12	20	131	13.000
Orient	PEC12	21	105	1.000
Orient	PEC12	22	23	22.000
Orient	PEC12	23	166	2.000
Orient	PEC12	24	11	1.000
Orient	PEC12	25	22	2.000
Orient	PEC12	26	69	1.000
Orient	PEC12	27	21	1.000
Orient	PEC12	28	10	4.000
Orient	PEC12	29	110	3.000
Orient	PEC12	30	153	6.000
Orient	PEC12	31	189	5.000
Orient	PEC12	32	180	1.000
Orient	PEC12	33	55	5.000
Orient	PEC12	34	5	28.000
Orient	PEC12	35	179	1.000
Orient	PEC12	36	182	1.000
Orient	PEC28	1	2	1.000
Orient	PEC28	2	80	53.000
Orient	PEC28	3	59	1.000
Orient	PEC28	4	16	7.000
Orient	PEC28	5	46	6.000

Orient	PEC28	6	75	3.000
Orient	PEC28	7	133	1.000
Orient	PEC28	8	13	5.000
Orient	PEC28	9	20	1.000
Orient	PEC28	10	95	1.000
Orient	PEC28	11	33	51.000
Orient	PEC28	12	4	15.000
Orient	PEC28	13	53	2.000
Orient	PEC28	14	107	1.000
Orient	PEC28	15	11	1.000
Orient	PEC28	16	104	3.000
Orient	PEC28	17	21	2.000
Orient	PEC28	18	37	4.000
Orient	PEC28	19	134	2.000
Orient	PEC28	20	129	20.000
Orient	PEC28	21	189	1.000
Orient	PEC28	22	55	1.000
Orient	PEC28	23	132	48.000
Orient	PEC28	24	96	13.000
Orient	PEC28	25	85	6.000
Orient	PEC28	26	60	2.000
Orient	PEC28	27	172	5.000
Orient	PEC28	28	119	1.000
Orient	PEC29	1	2	40.000
Orient	PEC29	2	6	1.000
Orient	PEC29	3	140	1.000
Orient	PEC29	4	80	12.000
Orient	PEC29	5	7	8.000
Orient	PEC29	6	1	16.000
Orient	PEC29	7	82	1.000
Orient	PEC29	8	59	4.000
Orient	PEC29	9	30	6.000
Orient	PEC29	10	11	6.000
Orient	PEC29	11	69	9.000
Orient	PEC29	12	104	1.000
Orient	PEC29	13	18	2.000
Orient	PEC29	14	41	1.000
Orient	PEC29	15	32	23.000
Orient	PEC29	16	68	2.000
Orient	PEC30	1	2	31.000
Orient	PEC30	2	140	2.000
Orient	PEC30	3	80	154.000
Orient	PEC30	4	7	2.000
Orient	PEC30	5	1	1.000
Orient	PEC30	6	82	2.000
Orient	PEC30	7	59	9.000
Orient	PEC30	8	16	2.000
Orient	PEC30	9	30	62.000
Orient	PEC30	10	46	10.000
Orient	PEC30	11	133	1.000
Orient	PEC30	12	13	1.000
Orient	PEC30	13	33	1.000
Orient	PEC30	14	11	37.000
Orient	PEC30	15	69	2.000
Orient	PEC30	16	21	1.000
Orient	PEC30	17	18	8.000
Orient	PEC30	18	41	1.000

Orient	PEC30	19	32	92.000
Orient	PEC30	20	129	2.000
Orient	PEC30	21	189	2.000
Orient	PEC30	22	132	1.000
Orient	PEC30	23	111	3.000
Orient	PEC30	24	202	1.000
Orient	PEC30	25	113	1.000
Orient	PEC43	1	2	84.000
Orient	PEC43	2	140	8.000
Orient	PEC43	3	80	381.000
Orient	PEC43	4	1	15.000
Orient	PEC43	5	82	8.000
Orient	PEC43	6	83	1.000
Orient	PEC43	7	25	4.000
Orient	PEC43	8	30	143.000
Orient	PEC43	9	61	1.000
Orient	PEC43	10	46	3.000
Orient	PEC43	11	19	5.000
Orient	PEC43	12	75	6.000
Orient	PEC43	13	133	1.000
Orient	PEC43	14	20	1.000
Orient	PEC43	15	33	1.000
Orient	PEC43	16	160	3.000
Orient	PEC43	17	53	1.000
Orient	PEC43	18	131	19.000
Orient	PEC43	19	105	18.000
Orient	PEC43	20	23	7.000
Orient	PEC43	21	166	1.000
Orient	PEC43	22	11	108.000
Orient	PEC43	23	69	11.000
Orient	PEC43	24	104	14.000
Orient	PEC43	25	21	18.000
Orient	PEC43	26	10	6.000
Orient	PEC43	27	18	1.000
Orient	PEC43	28	134	1.000
Orient	PEC43	29	110	13.000
Orient	PEC43	30	5	20.000
Orient	PEC43	31	50	2.000
Orient	PEC43	32	64	2.000
Orient	PEC43	33	66	24.000
Orient	PEC43	34	203	2.000
Orient	PEC43	35	205	9.000
Orient	PEC43	36	208	1.000
Orient	PEC44	1	2	61.000
Orient	PEC44	2	140	2.000
Orient	PEC44	3	80	9.000
Orient	PEC44	4	1	7.000
Orient	PEC44	5	82	1.000
Orient	PEC44	6	59	4.000
Orient	PEC44	7	16	5.000
Orient	PEC44	8	97	10.000
Orient	PEC44	9	25	2.000
Orient	PEC44	10	30	5.000
Orient	PEC44	11	61	1.000
Orient	PEC44	12	79	5.000
Orient	PEC44	13	75	4.000
Orient	PEC44	14	53	2.000

Orient	PEC44	15	107	3.000
Orient	PEC44	16	131	2.000
Orient	PEC44	17	23	2.000
Orient	PEC44	18	166	20.000
Orient	PEC44	19	11	5.000
Orient	PEC44	20	69	1.000
Orient	PEC44	21	10	3.000
Orient	PEC44	22	177	1.000
Orient	PEC44	23	158	1.000
Orient	PEC44	24	5	1.000
Orient	PEC44	25	50	1.000
Orient	PEC44	26	118	1.000
Orient	PEC44	27	8	1.000
Orient	PEC44	28	203	2.000
Orient	PEC44	29	114	10.000
Orient	PEC44	30	209	1.000
Orient	PEC45	1	167	4.000
Orient	PEC45	2	2	12.000
Orient	PEC45	3	6	1.000
Orient	PEC45	4	140	1.000
Orient	PEC45	5	98	1.000
Orient	PEC45	6	7	2.000
Orient	PEC45	7	82	2.000
Orient	PEC45	8	59	2.000
Orient	PEC45	9	97	4.000
Orient	PEC45	10	25	1.000
Orient	PEC45	11	30	1.000
Orient	PEC45	12	166	1.000
Orient	PEC45	13	69	24.000
Orient	PEC45	14	104	4.000
Orient	PEC45	15	137	2.000
Orient	PEC45	16	177	1.000
Orient	PEC45	17	153	2.000
Orient	PEC45	18	158	1.000
Orient	PEC45	19	66	1.000
Orient	PEC45	20	114	2.000
Orient	PEC46	1	2	2.000
Orient	PEC46	2	6	1.000
Orient	PEC46	3	140	1.000
Orient	PEC46	4	80	70.000
Orient	PEC46	5	1	2.000
Orient	PEC46	6	59	3.000
Orient	PEC46	7	16	2.000
Orient	PEC46	8	25	15.000
Orient	PEC46	9	19	3.000
Orient	PEC46	10	75	1.000
Orient	PEC46	11	11	15.000
Orient	PEC46	12	69	1.000
Orient	PEC46	13	104	4.000
Orient	PEC46	14	21	6.000
Orient	PEC46	15	14	1.000
Orient	PEC46	16	110	1.000
Orient	PEC46	17	132	4.000
Orient	PEC46	18	96	2.000
Orient	PEC46	19	172	1.000
Orient	PEC47	1	2	2.000
Orient	PEC47	2	80	111.000

Orient	PEC47	3	1	1.000
Orient	PEC47	4	67	1.000
Orient	PEC47	5	25	2.000
Orient	PEC47	6	10	3.000
Orient	PEC47	7	137	1.000
Orient	PEC47	8	110	1.000
Orient	PEC47	9	102	1.000
Orient	PEC47	10	111	1.000
Orient	PEC47	11	64	2.000
Orient	PEC47	12	89	1.000
Orient	PEC47	13	103	3.000
Gardiner	PEC13	1	140	1.000
Gardiner	PEC13	2	80	20.000
Gardiner	PEC13	3	7	8.000
Gardiner	PEC13	4	1	8.000
Gardiner	PEC13	5	97	1.000
Gardiner	PEC13	6	62	2.000
Gardiner	PEC13	7	19	5.000
Gardiner	PEC13	8	20	2.000
Gardiner	PEC13	9	105	1.000
Gardiner	PEC13	10	11	49.000
Gardiner	PEC13	11	69	1.000
Gardiner	PEC13	12	21	8.000
Gardiner	PEC13	13	10	7.000
Gardiner	PEC13	14	18	7.000
Gardiner	PEC13	15	41	2.000
Gardiner	PEC13	16	164	2.000
Gardiner	PEC13	17	134	6.000
Gardiner	PEC13	18	129	2.000
Gardiner	PEC13	19	184	8.000
Gardiner	PEC13	20	183	65.000
Gardiner	PEC13	21	102	1.000
Gardiner	PEC14	1	44	1.000
Gardiner	PEC14	2	102	1.000
Gardiner	PEC14	3	132	5.000
Gardiner	PEC14	4	96	1.000
Gardiner	PEC15	1	2	1.000
Gardiner	PEC15	2	140	8.000
Gardiner	PEC15	3	80	89.000
Gardiner	PEC15	4	1	4.000
Gardiner	PEC15	5	25	2.000
Gardiner	PEC15	6	30	1.000
Gardiner	PEC15	7	19	3.000
Gardiner	PEC15	8	75	3.000
Gardiner	PEC15	9	133	2.000
Gardiner	PEC15	10	11	2.000
Gardiner	PEC15	11	44	4.000
Gardiner	PEC15	12	21	12.000
Gardiner	PEC15	13	10	9.000
Gardiner	PEC15	14	41	16.000
Gardiner	PEC15	15	125	2.000
Gardiner	PEC15	16	37	16.000
Gardiner	PEC15	17	134	3.000
Gardiner	PEC15	18	189	1.000
Gardiner	PEC15	19	132	15.000
Gardiner	PEC15	20	187	2.000
Gardiner	PEC15	21	35	99.000

Gardiner	PEC15	22	85	15.000
Gardiner	PEC15	23	111	9.000
Gardiner	PEC15	24	188	1.000
Gardiner	PEC15	25	185	2.000
Gardiner	PEC15	26	186	20.000
Gardiner	PEC15	27	150	1.000
Gardiner	PEC15	28	50	1.000
Gardiner	PEC15	29	43	1.000
Gardiner	PEC15	30	91	3.000
Gardiner	PEC15	31	9	18.000
Gardiner	PEC16	1	167	1.000
Gardiner	PEC16	2	80	88.000
Gardiner	PEC16	3	7	1.000
Gardiner	PEC16	4	1	9.000
Gardiner	PEC16	5	25	2.000
Gardiner	PEC16	6	30	1.000
Gardiner	PEC16	7	13	1.000
Gardiner	PEC16	8	53	1.000
Gardiner	PEC16	9	39	40.000
Gardiner	PEC16	10	44	6.000
Gardiner	PEC16	11	41	3.000
Gardiner	PEC16	12	125	1.000
Gardiner	PEC16	13	37	17.000
Gardiner	PEC16	14	5	1.000
Gardiner	PEC16	15	102	1.000
Gardiner	PEC16	16	132	20.000
Gardiner	PEC16	17	35	112.000
Gardiner	PEC16	18	85	103.000
Gardiner	PEC16	19	188	3.000
Gardiner	PEC16	20	186	56.000
Gardiner	PEC16	21	115	2.000
Gardiner	PEC16	22	45	1.000
Gardiner	PEC16	23	198	1.000
Gardiner	PEC17	1	80	17.000
Gardiner	PEC17	2	7	15.000
Gardiner	PEC17	3	1	12.000
Gardiner	PEC17	4	82	1.000
Gardiner	PEC17	5	16	1.000
Gardiner	PEC17	6	25	14.000
Gardiner	PEC17	7	19	4.000
Gardiner	PEC17	8	11	64.000
Gardiner	PEC17	9	69	1.000
Gardiner	PEC17	10	21	4.000
Gardiner	PEC17	11	10	9.000
Gardiner	PEC17	12	18	11.000
Gardiner	PEC17	13	37	1.000
Gardiner	PEC17	14	134	4.000
Gardiner	PEC17	15	55	1.000
Gardiner	PEC17	16	85	1.000
Gardiner	PEC17	17	186	2.000
Gardiner	PEC17	18	50	1.000
Gardiner	PEC17	19	9	1.000
Gardiner	PEC17	20	199	2.000
Gardiner	PEC17	21	12	10.000
Gardiner	PEC18	1	140	5.000
Gardiner	PEC18	2	7	3.000
Gardiner	PEC18	3	59	8.000

Gardiner	PEC18	4	25	6.000
Gardiner	PEC18	5	19	4.000
Gardiner	PEC18	6	11	10.000
Gardiner	PEC18	7	69	1.000
Gardiner	PEC18	8	104	1.000
Gardiner	PEC18	9	21	10.000
Gardiner	PEC18	10	10	2.000
Gardiner	PEC18	11	18	1.000
Gardiner	PEC18	12	137	3.000
Gardiner	PEC18	13	14	1.000
Gardiner	PEC18	14	110	1.000
Gardiner	PEC18	15	129	1.000
Gardiner	PEC18	16	183	11.000
Gardiner	PEC18	17	132	12.000
Gardiner	PEC18	18	9	8.000
Gardiner	PEC18	19	45	1.000
Gardiner	PEC18	20	12	7.000
Gardiner	PEC18	21	143	3.000
Gardiner	PEC18	22	200	1.000
Gardiner	PEC18	23	64	4.000
Gardiner	PEC18	24	193	1.000
Gardiner	PEC18	25	142	1.000
Gardiner	PEC19	1	6	2.000
Gardiner	PEC19	2	80	23.000
Gardiner	PEC19	3	7	11.000
Gardiner	PEC19	4	1	3.000
Gardiner	PEC19	5	82	1.000
Gardiner	PEC19	6	25	7.000
Gardiner	PEC19	7	19	6.000
Gardiner	PEC19	8	11	1.000
Gardiner	PEC19	9	44	1.000
Gardiner	PEC19	10	21	12.000
Gardiner	PEC19	11	10	1.000
Gardiner	PEC19	12	18	7.000
Gardiner	PEC19	13	137	1.000
Gardiner	PEC19	14	14	1.000
Gardiner	PEC19	15	134	2.000
Gardiner	PEC19	16	110	1.000
Gardiner	PEC19	17	129	1.000
Gardiner	PEC19	18	183	10.000
Gardiner	PEC19	19	132	4.000
Gardiner	PEC19	20	43	1.000
Gardiner	PEC19	21	9	1.000
Gardiner	PEC19	22	12	3.000
Gardiner	PEC19	23	193	4.000
Gardiner	PEC19	24	56	1.000
Gardiner	PEC20	1	140	1.000
Gardiner	PEC20	2	98	2.000
Gardiner	PEC20	3	80	60.000
Gardiner	PEC20	4	1	105.000
Gardiner	PEC20	5	59	2.000
Gardiner	PEC20	6	16	1.000
Gardiner	PEC20	7	25	244.000
Gardiner	PEC20	8	30	1.000
Gardiner	PEC20	9	75	100.000
Gardiner	PEC20	10	13	3.000
Gardiner	PEC20	11	33	1.000

Gardiner	PEC20	12	53	4.000
Gardiner	PEC20	13	105	1.000
Gardiner	PEC20	14	21	2.000
Gardiner	PEC20	15	41	1.000
Gardiner	PEC20	16	134	1.000
Gardiner	PEC20	17	129	2.000
Gardiner	PEC20	18	55	1.000
Gardiner	PEC20	19	132	1.000
Gardiner	PEC20	20	96	15.000
Gardiner	PEC20	21	35	2.000
Gardiner	PEC20	22	85	3.000
Gardiner	PEC20	23	43	2.000
Gardiner	PEC20	24	143	1.000
Gardiner	PEC20	25	201	1.000
Gardiner	PEC20	26	139	1.000
Gardiner	PEC21	1	80	59.000
Gardiner	PEC21	2	7	2.000
Gardiner	PEC21	3	1	58.000
Gardiner	PEC21	4	59	2.000
Gardiner	PEC21	5	25	2.000
Gardiner	PEC21	6	19	18.000
Gardiner	PEC21	7	11	5.000
Gardiner	PEC21	8	22	4.000
Gardiner	PEC21	9	21	1.000
Gardiner	PEC21	10	10	1.000
Gardiner	PEC21	11	18	1.000
Gardiner	PEC21	12	134	8.000
Gardiner	PEC21	13	132	42.000
Gardiner	PEC21	14	91	2.000
Gardiner	PEC21	15	9	12.000
Gardiner	PEC21	16	12	4.000
Gardiner	PEC21	17	142	1.000
Gardiner	PEC21	18	118	1.000
Gardiner	PEC21	19	60	1.000
Gardiner	PEC21	20	190	1.000
Gardiner	PEC21	21	144	3.000
Gardiner	PEC21	22	154	1.000
Gardiner	PEC22	1	2	4.000
Gardiner	PEC22	2	80	33.000
Gardiner	PEC22	3	1	2.000
Gardiner	PEC22	4	16	1.000
Gardiner	PEC22	5	25	2.000
Gardiner	PEC22	6	30	1.000
Gardiner	PEC22	7	75	119.000
Gardiner	PEC22	8	13	1.000
Gardiner	PEC22	9	20	5.000
Gardiner	PEC22	10	33	1.000
Gardiner	PEC22	11	53	1.000
Gardiner	PEC22	12	44	8.000
Gardiner	PEC22	13	22	1.000
Gardiner	PEC22	14	21	1.000
Gardiner	PEC22	15	41	5.000
Gardiner	PEC22	16	125	2.000
Gardiner	PEC22	17	37	10.000
Gardiner	PEC22	18	189	5.000
Gardiner	PEC22	19	132	16.000
Gardiner	PEC22	20	35	3.000

Gardiner	PEC22	21	85	5.000
Gardiner	PEC22	22	172	3.000
Gardiner	PEC22	23	192	4.000
Gardiner	PEC22	24	8	1.000
Gardiner	PEC23	1	80	24.000
Gardiner	PEC23	2	1	4.000
Gardiner	PEC23	3	67	1.000
Gardiner	PEC23	4	25	3.000
Gardiner	PEC23	5	20	1.000
Gardiner	PEC23	6	4	1.000
Gardiner	PEC23	7	53	5.000
Gardiner	PEC23	8	11	1.000
Gardiner	PEC23	9	41	84.000
Gardiner	PEC23	10	125	2.000
Gardiner	PEC23	11	37	39.000
Gardiner	PEC23	12	189	2.000
Gardiner	PEC23	13	55	1.000
Gardiner	PEC23	14	35	26.000
Gardiner	PEC23	15	85	82.000
Gardiner	PEC23	16	111	117.000
Gardiner	PEC23	17	188	10.000
Gardiner	PEC23	18	43	19.000
Gardiner	PEC23	19	9	2.000
Gardiner	PEC23	20	45	13.000
Gardiner	PEC23	21	193	1.000
Gardiner	PEC23	22	172	8.000
Gardiner	PEC23	23	192	1.000
Gardiner	PEC23	24	119	6.000
Gardiner	PEC23	25	194	1.000
Gardiner	PEC23	26	195	1.000
Gardiner	PEC24	1	2	1.000
Gardiner	PEC24	2	140	1.000
Gardiner	PEC24	3	80	13.000
Gardiner	PEC24	4	1	4.000
Gardiner	PEC24	5	59	1.000
Gardiner	PEC24	6	16	1.000
Gardiner	PEC24	7	25	3.000
Gardiner	PEC24	8	62	1.000
Gardiner	PEC24	9	19	3.000
Gardiner	PEC24	10	75	99.000
Gardiner	PEC24	11	13	4.000
Gardiner	PEC24	12	161	1.000
Gardiner	PEC24	13	33	5.000
Gardiner	PEC24	14	53	3.000
Gardiner	PEC24	15	11	7.000
Gardiner	PEC24	16	104	1.000
Gardiner	PEC24	17	41	4.000
Gardiner	PEC24	18	37	2.000
Gardiner	PEC24	19	134	1.000
Gardiner	PEC24	20	129	4.000
Gardiner	PEC24	21	132	2.000
Gardiner	PEC24	22	96	5.000
Gardiner	PEC24	23	35	1.000
Gardiner	PEC24	24	85	2.000
Gardiner	PEC24	25	43	1.000
Gardiner	PEC24	26	142	1.000
Gardiner	PEC24	27	172	1.000

Gardiner	PEC24	28	66	2.000
Gardiner	PEC24	29	196	1.000
Gardiner	PEC25	1	140	2.000
Gardiner	PEC25	2	80	23.000
Gardiner	PEC25	3	7	1.000
Gardiner	PEC25	4	1	13.000
Gardiner	PEC25	5	19	2.000
Gardiner	PEC25	6	75	188.000
Gardiner	PEC25	7	13	2.000
Gardiner	PEC25	8	161	1.000
Gardiner	PEC25	9	53	2.000
Gardiner	PEC25	10	21	1.000
Gardiner	PEC25	11	10	1.000
Gardiner	PEC25	12	41	6.000
Gardiner	PEC25	13	37	2.000
Gardiner	PEC25	14	189	4.000
Gardiner	PEC25	15	132	45.000
Gardiner	PEC25	16	96	4.000
Gardiner	PEC25	17	35	23.000
Gardiner	PEC25	18	85	9.000
Gardiner	PEC25	19	111	12.000
Gardiner	PEC25	20	188	1.000
Gardiner	PEC25	21	43	1.000
Gardiner	PEC25	22	9	5.000
Gardiner	PEC25	23	45	6.000
Gardiner	PEC25	24	172	3.000
Gardiner	PEC25	25	119	3.000
Gardiner	PEC26	1	140	6.000
Gardiner	PEC26	2	80	6.000
Gardiner	PEC26	3	67	1.000
Gardiner	PEC26	4	137	3.000
Gardiner	PEC26	5	85	1.000
Gardiner	PEC26	6	9	1.000
Gardiner	PEC27	1	140	3.000
Gardiner	PEC27	2	80	4.000
Gardiner	PEC27	3	59	1.000
Gardiner	PEC27	4	41	1.000
Gardiner	PEC27	5	37	1.000
Gardiner	PEC27	6	129	3.000
Gardiner	PEC27	7	183	1.000
Gardiner	PEC27	8	35	2.000
Gardiner	PEC27	9	85	1.000
Gardiner	PEC27	10	111	4.000
Gardiner	PEC27	11	9	2.000
Gardiner	PEC27	12	193	1.000
Gardiner	PEC27	13	31	1.000
Gardiner	PEC27	14	197	1.000
Nrthwest	PEC31	1	2	33.000
Nrthwest	PEC31	2	140	2.000
Nrthwest	PEC31	3	80	12.000
Nrthwest	PEC31	4	1	47.000
Nrthwest	PEC31	5	25	130.000
Nrthwest	PEC31	6	62	1.000
Nrthwest	PEC31	7	61	3.000
Nrthwest	PEC31	8	46	13.000
Nrthwest	PEC31	9	75	73.000
Nrthwest	PEC31	10	13	8.000

Nrthwest	PEC31	11	20	2.000
Nrthwest	PEC31	12	33	19.000
Nrthwest	PEC31	13	4	3.000
Nrthwest	PEC31	14	53	1.000
Nrthwest	PEC31	15	105	2.000
Nrthwest	PEC31	16	11	49.000
Nrthwest	PEC31	17	69	3.000
Nrthwest	PEC31	18	104	2.000
Nrthwest	PEC31	19	21	2.000
Nrthwest	PEC31	20	10	1.000
Nrthwest	PEC31	21	41	2.000
Nrthwest	PEC31	22	32	2.000
Nrthwest	PEC31	23	37	15.000
Nrthwest	PEC31	24	134	2.000
Nrthwest	PEC31	25	110	1.000
Nrthwest	PEC31	26	129	5.000
Nrthwest	PEC31	27	189	1.000
Nrthwest	PEC31	28	55	2.000
Nrthwest	PEC31	29	132	1.000
Nrthwest	PEC31	30	96	17.000
Nrthwest	PEC31	31	35	1.000
Nrthwest	PEC31	32	111	1.000
Nrthwest	PEC31	33	45	14.000
Nrthwest	PEC31	34	143	2.000
Nrthwest	PEC31	35	64	1.000
Nrthwest	PEC31	36	119	1.000
Nrthwest	PEC31	37	78	3.000
Nrthwest	PEC31	38	89	2.000
Nrthwest	PEC31	39	36	1.000
Nrthwest	PEC32	1	2	3.000
Nrthwest	PEC32	2	80	100.000
Nrthwest	PEC32	3	1	20.000
Nrthwest	PEC32	4	16	4.000
Nrthwest	PEC32	5	25	40.000
Nrthwest	PEC32	6	30	1.000
Nrthwest	PEC32	7	61	8.000
Nrthwest	PEC32	8	46	3.000
Nrthwest	PEC32	9	75	10.000
Nrthwest	PEC32	10	13	9.000
Nrthwest	PEC32	11	20	5.000
Nrthwest	PEC32	12	161	7.000
Nrthwest	PEC32	13	33	52.000
Nrthwest	PEC32	14	4	2.000
Nrthwest	PEC32	15	53	4.000
Nrthwest	PEC32	16	105	10.000
Nrthwest	PEC32	17	11	47.000
Nrthwest	PEC32	18	69	2.000
Nrthwest	PEC32	19	104	16.000
Nrthwest	PEC32	20	10	5.000
Nrthwest	PEC32	21	52	1.000
Nrthwest	PEC32	22	125	3.000
Nrthwest	PEC32	23	37	43.000
Nrthwest	PEC32	24	134	4.000
Nrthwest	PEC32	25	110	10.000
Nrthwest	PEC32	26	129	2.000
Nrthwest	PEC32	27	189	9.000
Nrthwest	PEC32	28	55	5.000

Nrthwest	PEC32	29	132	18.000
Nrthwest	PEC32	30	96	32.000
Nrthwest	PEC32	31	35	2.000
Nrthwest	PEC32	32	85	2.000
Nrthwest	PEC32	33	111	3.000
Nrthwest	PEC32	34	45	1.000
Nrthwest	PEC32	35	198	2.000
Nrthwest	PEC32	36	119	1.000
Nrthwest	PEC32	37	66	2.000
Nrthwest	PEC32	38	202	1.000
Nrthwest	PEC32	39	78	2.000
Nrthwest	PEC32	40	89	1.000
Nrthwest	PEC32	41	24	10.000
Nrthwest	PEC33	1	2	7.000
Nrthwest	PEC33	2	6	1.000
Nrthwest	PEC33	3	80	54.000
Nrthwest	PEC33	4	7	3.000
Nrthwest	PEC33	5	1	9.000
Nrthwest	PEC33	6	82	1.000
Nrthwest	PEC33	7	59	1.000
Nrthwest	PEC33	8	25	10.000
Nrthwest	PEC33	9	46	8.000
Nrthwest	PEC33	10	19	1.000
Nrthwest	PEC33	11	13	4.000
Nrthwest	PEC33	12	20	7.000
Nrthwest	PEC33	13	33	3.000
Nrthwest	PEC33	14	4	6.000
Nrthwest	PEC33	15	53	5.000
Nrthwest	PEC33	16	105	1.000
Nrthwest	PEC33	17	11	17.000
Nrthwest	PEC33	18	69	2.000
Nrthwest	PEC33	19	104	11.000
Nrthwest	PEC33	20	21	5.000
Nrthwest	PEC33	21	10	1.000
Nrthwest	PEC33	22	125	2.000
Nrthwest	PEC33	23	37	20.000
Nrthwest	PEC33	24	134	11.000
Nrthwest	PEC33	25	129	6.000
Nrthwest	PEC33	26	189	1.000
Nrthwest	PEC33	27	55	8.000
Nrthwest	PEC33	28	132	16.000
Nrthwest	PEC33	29	96	25.000
Nrthwest	PEC33	30	85	1.000
Nrthwest	PEC33	31	111	2.000
Nrthwest	PEC33	32	150	2.000
Nrthwest	PEC33	33	45	29.000
Nrthwest	PEC33	34	198	1.000
Nrthwest	PEC33	35	143	1.000
Nrthwest	PEC33	36	64	4.000
Nrthwest	PEC33	37	139	2.000
Nrthwest	PEC33	38	60	2.000
Nrthwest	PEC33	39	172	1.000
Nrthwest	PEC33	40	119	2.000
Nrthwest	PEC33	41	68	1.000
Nrthwest	PEC33	42	89	4.000
Nrthwest	PEC34	1	2	13.000
Nrthwest	PEC34	2	140	2.000

Nrthwest	PEC34	3	80	49.000
Nrthwest	PEC34	4	1	12.000
Nrthwest	PEC34	5	25	31.000
Nrthwest	PEC34	6	61	18.000
Nrthwest	PEC34	7	46	1.000
Nrthwest	PEC34	8	75	146.000
Nrthwest	PEC34	9	76	1.000
Nrthwest	PEC34	10	13	8.000
Nrthwest	PEC34	11	20	1.000
Nrthwest	PEC34	12	161	114.000
Nrthwest	PEC34	13	33	4.000
Nrthwest	PEC34	14	53	11.000
Nrthwest	PEC34	15	131	1.000
Nrthwest	PEC34	16	105	2.000
Nrthwest	PEC34	17	23	3.000
Nrthwest	PEC34	18	11	20.000
Nrthwest	PEC34	19	22	1.000
Nrthwest	PEC34	20	69	8.000
Nrthwest	PEC34	21	71	3.000
Nrthwest	PEC34	22	104	2.000
Nrthwest	PEC34	23	10	6.000
Nrthwest	PEC34	24	52	1.000
Nrthwest	PEC34	25	41	1.000
Nrthwest	PEC34	26	125	2.000
Nrthwest	PEC34	27	37	2.000
Nrthwest	PEC34	28	189	13.000
Nrthwest	PEC34	29	55	1.000
Nrthwest	PEC34	30	132	4.000
Nrthwest	PEC34	31	96	43.000
Nrthwest	PEC34	32	85	1.000
Nrthwest	PEC34	33	150	1.000
Nrthwest	PEC34	34	50	2.000
Nrthwest	PEC34	35	45	1.000
Nrthwest	PEC34	36	8	2.000
Nrthwest	PEC34	37	203	10.000
Nrthwest	PEC35	1	2	31.000
Nrthwest	PEC35	2	6	8.000
Nrthwest	PEC35	3	140	7.000
Nrthwest	PEC35	4	82	1.000
Nrthwest	PEC35	5	83	2.000
Nrthwest	PEC35	6	16	14.000
Nrthwest	PEC35	7	25	2.000
Nrthwest	PEC35	8	30	1.000
Nrthwest	PEC35	9	75	1.000
Nrthwest	PEC35	10	160	3.000
Nrthwest	PEC35	11	107	1.000
Nrthwest	PEC35	12	105	4.000
Nrthwest	PEC35	13	23	1.000
Nrthwest	PEC35	14	166	1.000
Nrthwest	PEC35	15	11	209.000
Nrthwest	PEC35	16	69	9.000
Nrthwest	PEC35	17	104	1.000
Nrthwest	PEC35	18	10	14.000
Nrthwest	PEC35	19	18	3.000
Nrthwest	PEC35	20	32	6.000
Nrthwest	PEC35	21	5	1.000
Nrthwest	PEC35	22	96	1.000

Nrthwest	PEC35	23	50	3.000
Nrthwest	PEC35	24	43	1.000
Nrthwest	PEC35	25	64	2.000
Nrthwest	PEC35	26	40	1.000
Nrthwest	PEC35	27	151	1.000
Nrthwest	PEC35	28	117	3.000
Nrthwest	PEC36	1	2	5.000
Nrthwest	PEC36	2	80	1.000
Nrthwest	PEC36	3	7	2.000
Nrthwest	PEC36	4	1	3.000
Nrthwest	PEC36	5	82	3.000
Nrthwest	PEC36	6	25	2.000
Nrthwest	PEC36	7	20	1.000
Nrthwest	PEC36	8	11	77.000
Nrthwest	PEC36	9	44	7.000
Nrthwest	PEC36	10	69	1.000
Nrthwest	PEC36	11	10	2.000
Nrthwest	PEC36	12	137	1.000
Nrthwest	PEC36	13	129	2.000
Nrthwest	PEC36	14	132	1.000
Nrthwest	PEC36	15	96	4.000
Nrthwest	PEC36	16	50	3.000
Nrthwest	PEC36	17	45	1.000
Nrthwest	PEC36	18	152	1.000
Nrthwest	PEC37	1	80	40.000
Nrthwest	PEC37	2	44	1.000
Nrthwest	PEC37	3	69	1.000
Nrthwest	PEC37	4	21	1.000
Nrthwest	PEC37	5	10	2.000
Nrthwest	PEC37	6	116	1.000
Nrthwest	PEC37	7	14	1.000
Nrthwest	PEC37	8	110	2.000
Nrthwest	PEC37	9	158	1.000
Nrthwest	PEC37	10	132	1.000
Nrthwest	PEC38	1	2	33.000
Nrthwest	PEC38	2	6	13.000
Nrthwest	PEC38	3	140	7.000
Nrthwest	PEC38	4	80	122.000
Nrthwest	PEC38	5	7	3.000
Nrthwest	PEC38	6	1	6.000
Nrthwest	PEC38	7	82	79.000
Nrthwest	PEC38	8	83	15.000
Nrthwest	PEC38	9	16	18.000
Nrthwest	PEC38	10	25	21.000
Nrthwest	PEC38	11	30	15.000
Nrthwest	PEC38	12	46	1.000
Nrthwest	PEC38	13	19	3.000
Nrthwest	PEC38	14	20	2.000
Nrthwest	PEC38	15	161	1.000
Nrthwest	PEC38	16	160	14.000
Nrthwest	PEC38	17	107	2.000
Nrthwest	PEC38	18	131	12.000
Nrthwest	PEC38	19	105	2.000
Nrthwest	PEC38	20	23	9.000
Nrthwest	PEC38	21	166	2.000
Nrthwest	PEC38	22	11	73.000
Nrthwest	PEC38	23	22	2.000

Nrthwest	PEC38	24	69	11.000
Nrthwest	PEC38	25	10	10.000
Nrthwest	PEC38	26	18	3.000
Nrthwest	PEC38	27	32	3.000
Nrthwest	PEC38	28	110	4.000
Nrthwest	PEC38	29	177	1.000
Nrthwest	PEC38	30	158	1.000
Nrthwest	PEC38	31	189	1.000
Nrthwest	PEC38	32	50	1.000
Nrthwest	PEC38	33	43	1.000
Nrthwest	PEC38	34	45	1.000
Nrthwest	PEC38	35	64	2.000
Nrthwest	PEC38	36	118	2.000
Nrthwest	PEC38	37	68	1.000
Nrthwest	PEC38	38	203	1.000
Nrthwest	PEC38	39	151	1.000
Nrthwest	PEC38	40	117	14.000
Nrthwest	PEC38	41	204	3.000
Nrthwest	PEC38	42	48	1.000
Nrthwest	PEC39	1	2	26.000
Nrthwest	PEC39	2	140	2.000
Nrthwest	PEC39	3	80	62.000
Nrthwest	PEC39	4	1	10.000
Nrthwest	PEC39	5	82	2.000
Nrthwest	PEC39	6	83	6.000
Nrthwest	PEC39	7	59	1.000
Nrthwest	PEC39	8	16	3.000
Nrthwest	PEC39	9	30	16.000
Nrthwest	PEC39	10	61	1.000
Nrthwest	PEC39	11	46	20.000
Nrthwest	PEC39	12	19	3.000
Nrthwest	PEC39	13	75	2.000
Nrthwest	PEC39	14	20	4.000
Nrthwest	PEC39	15	95	2.000
Nrthwest	PEC39	16	161	1.000
Nrthwest	PEC39	17	33	2.000
Nrthwest	PEC39	18	160	8.000
Nrthwest	PEC39	19	53	1.000
Nrthwest	PEC39	20	131	8.000
Nrthwest	PEC39	21	105	8.000
Nrthwest	PEC39	22	23	4.000
Nrthwest	PEC39	23	11	71.000
Nrthwest	PEC39	24	22	2.000
Nrthwest	PEC39	25	69	5.000
Nrthwest	PEC39	26	104	1.000
Nrthwest	PEC39	27	21	1.000
Nrthwest	PEC39	28	10	7.000
Nrthwest	PEC39	29	18	2.000
Nrthwest	PEC39	30	41	1.000
Nrthwest	PEC39	31	32	13.000
Nrthwest	PEC39	32	37	15.000
Nrthwest	PEC39	33	110	1.000
Nrthwest	PEC39	34	189	3.000
Nrthwest	PEC39	35	96	1.000
Nrthwest	PEC39	36	35	3.000
Nrthwest	PEC39	37	85	1.000
Nrthwest	PEC39	38	111	20.000

Nrthwest	PEC39	39	150	1.000
Nrthwest	PEC39	40	50	2.000
Nrthwest	PEC39	41	64	3.000
Nrthwest	PEC39	42	40	1.000
Nrthwest	PEC39	43	117	9.000
Nrthwest	PEC39	44	70	1.000
Nrthwest	PEC39	45	206	1.000
Nrthwest	PEC39	46	51	1.000
Nrthwest	PEC39	47	205	1.000
Nrthwest	PEC40	1	2	26.000
Nrthwest	PEC40	2	6	1.000
Nrthwest	PEC40	3	140	8.000
Nrthwest	PEC40	4	80	9.000
Nrthwest	PEC40	5	82	4.000
Nrthwest	PEC40	6	83	2.000
Nrthwest	PEC40	7	16	1.000
Nrthwest	PEC40	8	25	1.000
Nrthwest	PEC40	9	30	8.000
Nrthwest	PEC40	10	33	3.000
Nrthwest	PEC40	11	131	2.000
Nrthwest	PEC40	12	166	1.000
Nrthwest	PEC40	13	11	49.000
Nrthwest	PEC40	14	69	1.000
Nrthwest	PEC40	15	10	1.000
Nrthwest	PEC40	16	32	97.000
Nrthwest	PEC40	17	129	2.000
Nrthwest	PEC40	18	55	1.000
Nrthwest	PEC40	19	43	2.000
Nrthwest	PEC40	20	113	1.000
Nrthwest	PEC40	21	40	2.000
Nrthwest	PEC40	22	117	4.000
Nrthwest	PEC40	23	205	1.000
Nrthwest	PEC41	1	2	86.000
Nrthwest	PEC41	2	6	17.000
Nrthwest	PEC41	3	80	156.000
Nrthwest	PEC41	4	1	16.000
Nrthwest	PEC41	5	82	35.000
Nrthwest	PEC41	6	83	2.000
Nrthwest	PEC41	7	59	1.000
Nrthwest	PEC41	8	25	31.000
Nrthwest	PEC41	9	30	28.000
Nrthwest	PEC41	10	19	3.000
Nrthwest	PEC41	11	20	2.000
Nrthwest	PEC41	12	160	14.000
Nrthwest	PEC41	13	107	1.000
Nrthwest	PEC41	14	131	12.000
Nrthwest	PEC41	15	105	4.000
Nrthwest	PEC41	16	23	32.000
Nrthwest	PEC41	17	166	1.000
Nrthwest	PEC41	18	11	131.000
Nrthwest	PEC41	19	22	1.000
Nrthwest	PEC41	20	69	10.000
Nrthwest	PEC41	21	10	7.000
Nrthwest	PEC41	22	32	5.000
Nrthwest	PEC41	23	110	13.000
Nrthwest	PEC41	24	158	6.000
Nrthwest	PEC41	25	189	4.000

Nrthwest	PEC41	26	132	2.000
Nrthwest	PEC41	27	64	3.000
Nrthwest	PEC41	28	113	1.000
Nrthwest	PEC41	29	203	1.000
Nrthwest	PEC41	30	117	5.000
Nrthwest	PEC41	31	205	35.000
Nrthwest	PEC41	32	114	7.000
Nrthwest	PEC41	33	207	2.000
Nrthwest	PEC42	1	2	97.000
Nrthwest	PEC42	2	6	7.000
Nrthwest	PEC42	3	140	2.000
Nrthwest	PEC42	4	80	19.000
Nrthwest	PEC42	5	1	22.000
Nrthwest	PEC42	6	82	1.000
Nrthwest	PEC42	7	83	1.000
Nrthwest	PEC42	8	97	6.000
Nrthwest	PEC42	9	25	16.000
Nrthwest	PEC42	10	30	1.000
Nrthwest	PEC42	11	161	1.000
Nrthwest	PEC42	12	160	18.000
Nrthwest	PEC42	13	131	8.000
Nrthwest	PEC42	14	166	17.000
Nrthwest	PEC42	15	11	1.000
Nrthwest	PEC42	16	69	3.000
Nrthwest	PEC42	17	32	2.000
Nrthwest	PEC42	18	177	3.000
Nrthwest	PEC42	19	153	1.000
Nrthwest	PEC42	20	158	4.000
Nrthwest	PEC42	21	5	1.000
Nrthwest	PEC42	22	8	7.000
Nrthwest	PEC42	23	66	1.000
Nrthwest	PEC42	24	151	2.000
Nrthwest	PEC42	25	205	10.000
Robins	R01	1	140	1.000
Robins	R01	2	97	2.000
Robins	R01	3	62	1.000
Robins	R01	4	61	2.000
Robins	R01	5	79	8.000
Robins	R01	6	46	2.000
Robins	R01	7	76	3.000
Robins	R01	8	42	8.000
Robins	R01	9	18	2.000
Robins	R01	10	137	3.000
Robins	R01	11	32	6.000
Robins	R01	12	177	6.000
Robins	R01	13	50	1.000
Robins	R01	14	56	5.000
Robins	R01	15	118	1.000
Robins	R01	16	68	2.000
Robins	R01	17	70	31.000
Robins	R01	18	51	4.000
Robins	R01	19	218	1.000
Robins	R01	20	238	20.000
Robins	R01	21	244	3.000
Robins	R01	22	245	13.000
Robins	R01	23	246	2.000
Robins	R01	24	81	2.000

Robins	R01	25	159	2.000
Robins	R02	1	1	6.000
Robins	R02	2	97	3.000
Robins	R02	3	62	6.000
Robins	R02	4	61	4.000
Robins	R02	5	79	48.000
Robins	R02	6	76	2.000
Robins	R02	7	107	10.000
Robins	R02	8	69	7.000
Robins	R02	9	137	45.000
Robins	R02	10	164	1.000
Robins	R02	11	177	9.000
Robins	R02	12	64	2.000
Robins	R02	13	56	2.000
Robins	R02	14	66	35.000
Robins	R02	15	68	1.000
Robins	R02	16	70	46.000
Robins	R02	17	51	2.000
Robins	R02	18	209	2.000
Robins	R02	19	238	10.000
Robins	R02	20	244	9.000
Robins	R02	21	245	2.000
Robins	R02	22	246	12.000
Robins	R02	23	81	1.000
Robins	R02	24	159	1.000
Robins	R02	25	219	3.000
Robins	R02	26	106	1.000
Robins	R02	27	247	3.000
Robins	R02	28	210	1.000
Robins	R02	29	255	1.000
Robins	R02	30	269	1.000
Robins	R03	1	1	1.000
Robins	R03	2	97	2.000
Robins	R03	3	99	1.000
Robins	R03	4	76	1.000
Robins	R03	5	107	2.000
Robins	R03	6	137	7.000
Robins	R03	7	177	15.000
Robins	R03	8	56	1.000
Robins	R03	9	66	13.000
Robins	R03	10	68	2.000
Robins	R03	11	70	34.000
Robins	R03	12	51	4.000
Robins	R03	13	209	1.000
Robins	R03	14	238	18.000
Robins	R03	15	244	31.000
Robins	R03	16	245	19.000
Robins	R03	17	246	1.000
Robins	R03	18	159	1.000
Robins	R03	19	106	1.000
Robins	R03	20	247	1.000
Robins	R03	21	210	2.000
Robins	R03	22	242	2.000
Robins	R03	23	253	9.000
Robins	R03	24	258	1.000
Robins	R03	25	262	2.000
Robins	R03	26	256	1.000

Robins	R03	27	181	1.000
Robins	R04	1	1	73.000
Robins	R04	2	97	16.000
Robins	R04	3	99	3.000
Robins	R04	4	79	16.000
Robins	R04	5	20	1.000
Robins	R04	6	107	16.000
Robins	R04	7	69	5.000
Robins	R04	8	21	3.000
Robins	R04	9	137	14.000
Robins	R04	10	177	36.000
Robins	R04	11	64	1.000
Robins	R04	12	66	9.000
Robins	R04	13	70	51.000
Robins	R04	14	51	1.000
Robins	R04	15	209	2.000
Robins	R04	16	238	33.000
Robins	R04	17	244	54.000
Robins	R04	18	245	16.000
Robins	R04	19	246	14.000
Robins	R04	20	159	1.000
Robins	R04	21	219	5.000
Robins	R04	22	106	1.000
Robins	R04	23	247	3.000
Robins	R04	24	210	1.000
Robins	R04	25	255	1.000
Robins	R04	26	242	2.000
Robins	R04	27	253	9.000
Robins	R04	28	258	2.000
Robins	R04	29	220	1.000
Robins	R04	30	221	1.000
Robins	R04	31	228	1.000
Robins	R04	32	232	2.000
Robins	R04	33	234	1.000
Robins	R04	34	168	2.000
Robins	R05	1	1	10.000
Robins	R05	2	97	23.000
Robins	R05	3	107	7.000
Robins	R05	4	21	10.000
Robins	R05	5	137	1.000
Robins	R05	6	32	4.000
Robins	R05	7	177	20.000
Robins	R05	8	118	1.000
Robins	R05	9	66	6.000
Robins	R05	10	70	16.000
Robins	R05	11	51	6.000
Robins	R05	12	209	1.000
Robins	R05	13	218	4.000
Robins	R05	14	238	16.000
Robins	R05	15	244	14.000
Robins	R05	16	245	7.000
Robins	R05	17	246	1.000
Robins	R05	18	81	3.000
Robins	R05	19	219	4.000
Robins	R05	20	255	3.000
Robins	R05	21	242	5.000
Robins	R05	22	256	1.000

Robins	R05	23	181	1.000
Robins	R05	24	220	1.000
Robins	R05	25	228	1.000
Robins	R06	1	1	14.000
Robins	R06	2	97	17.000
Robins	R06	3	99	1.000
Robins	R06	4	62	4.000
Robins	R06	5	76	2.000
Robins	R06	6	107	13.000
Robins	R06	7	69	16.000
Robins	R06	8	137	6.000
Robins	R06	9	32	5.000
Robins	R06	10	177	25.000
Robins	R06	11	50	1.000
Robins	R06	12	64	2.000
Robins	R06	13	66	27.000
Robins	R06	14	68	1.000
Robins	R06	15	70	40.000
Robins	R06	16	51	2.000
Robins	R06	17	209	1.000
Robins	R06	18	218	7.000
Robins	R06	19	238	17.000
Robins	R06	20	244	39.000
Robins	R06	21	245	11.000
Robins	R06	22	81	2.000
Robins	R06	23	106	1.000
Robins	R06	24	247	7.000
Robins	R06	25	255	1.000
Robins	R06	26	242	3.000
Robins	R06	27	253	6.000
Robins	R06	28	258	3.000
Robins	R06	29	262	1.000
Robins	R06	30	256	2.000
Robins	R06	31	181	3.000
Robins	R06	32	220	1.000
Robins	R06	33	243	2.000
Robins	R06	34	250	1.000
Robins	R07	1	1	112.000
Robins	R07	2	25	1.000
Robins	R07	3	62	2.000
Robins	R07	4	79	2.000
Robins	R07	5	76	3.000
Robins	R07	6	69	14.000
Robins	R07	7	18	1.000
Robins	R07	8	14	2.000
Robins	R07	9	177	1.000
Robins	R07	10	56	2.000
Robins	R07	11	66	81.000
Robins	R07	12	70	4.000
Robins	R07	13	209	2.000
Robins	R07	14	238	4.000
Robins	R07	15	245	2.000
Robins	R07	16	246	18.000
Robins	R07	17	219	17.000
Robins	R07	18	106	1.000
Robins	R07	19	242	1.000
Robins	R07	20	221	1.000

Robins	R07	21	235	20.000
Robins	R07	22	72	16.000
Robins	R07	23	257	2.000
Robins	R07	24	259	1.000
Robins	R07	25	268	2.000
Robins	R08	1	1	236.000
Robins	R08	2	97	1.000
Robins	R08	3	25	1.000
Robins	R08	4	62	2.000
Robins	R08	5	61	1.000
Robins	R08	6	79	19.000
Robins	R08	7	46	11.000
Robins	R08	8	76	5.000
Robins	R08	9	20	7.000
Robins	R08	10	161	74.000
Robins	R08	11	69	15.000
Robins	R08	12	32	7.000
Robins	R08	13	164	1.000
Robins	R08	14	85	1.000
Robins	R08	15	66	48.000
Robins	R08	16	70	5.000
Robins	R08	17	238	3.000
Robins	R08	18	244	3.000
Robins	R08	19	246	26.000
Robins	R08	20	106	1.000
Robins	R08	21	232	7.000
Robins	R08	22	235	36.000
Robins	R08	23	259	1.000
Robins	R08	24	251	1.000
Robins	R08	25	264	7.000
Robins	R09	1	140	2.000
Robins	R09	2	1	1.000
Robins	R09	3	97	7.000
Robins	R09	4	99	2.000
Robins	R09	5	30	8.000
Robins	R09	6	107	6.000
Robins	R09	7	69	3.000
Robins	R09	8	21	1.000
Robins	R09	9	137	11.000
Robins	R09	10	177	15.000
Robins	R09	11	66	9.000
Robins	R09	12	68	1.000
Robins	R09	13	113	4.000
Robins	R09	14	70	12.000
Robins	R09	15	238	19.000
Robins	R09	16	244	28.000
Robins	R09	17	245	12.000
Robins	R09	18	246	1.000
Robins	R09	19	81	2.000
Robins	R09	20	159	1.000
Robins	R09	21	247	11.000
Robins	R09	22	269	6.000
Robins	R09	23	242	2.000
Robins	R09	24	253	21.000
Robins	R09	25	258	1.000
Robins	R09	26	256	2.000
Robins	R09	27	221	1.000

Robins	R09	28	257	1.000
Robins	R09	29	237	1.000
Robins	R09	30	254	1.000
Robins	R10	1	140	2.000
Robins	R10	2	1	1.000
Robins	R10	3	97	25.000
Robins	R10	4	99	1.000
Robins	R10	5	107	5.000
Robins	R10	6	21	1.000
Robins	R10	7	137	4.000
Robins	R10	8	177	40.000
Robins	R10	9	66	10.000
Robins	R10	10	113	1.000
Robins	R10	11	70	10.000
Robins	R10	12	51	1.000
Robins	R10	13	209	3.000
Robins	R10	14	218	4.000
Robins	R10	15	238	28.000
Robins	R10	16	244	19.000
Robins	R10	17	245	9.000
Robins	R10	18	246	1.000
Robins	R10	19	81	1.000
Robins	R10	20	159	1.000
Robins	R10	21	247	15.000
Robins	R10	22	255	2.000
Robins	R10	23	269	2.000
Robins	R10	24	242	4.000
Robins	R10	25	253	24.000
Robins	R10	26	258	1.000
Robins	R10	27	256	5.000
Robins	R10	28	181	1.000
Robins	R10	29	220	2.000
Robins	R10	30	223	1.000
Robins	R11	1	140	1.000
Robins	R11	2	1	6.000
Robins	R11	3	97	97.000
Robins	R11	4	25	27.000
Robins	R11	5	99	3.000
Robins	R11	6	107	4.000
Robins	R11	7	137	1.000
Robins	R11	8	177	4.000
Robins	R11	9	66	26.000
Robins	R11	10	113	1.000
Robins	R11	11	218	2.000
Robins	R11	12	238	19.000
Robins	R11	13	244	2.000
Robins	R11	14	245	1.000
Robins	R11	15	246	8.000
Robins	R11	16	81	13.000
Robins	R11	17	253	25.000
Robins	R11	18	256	10.000
Robins	R11	19	221	2.000
Robins	R11	20	228	42.000
Robins	R11	21	232	1.000
Robins	R11	22	243	3.000
Robins	R11	23	237	1.000
Robins	R11	24	231	1.000

Robins	R11	25	233	1.000
Robins	R11	26	274	7.000
Robins	R12	1	97	35.000
Robins	R12	2	25	2.000
Robins	R12	3	99	3.000
Robins	R12	4	107	15.000
Robins	R12	5	177	8.000
Robins	R12	6	193	2.000
Robins	R12	7	66	11.000
Robins	R12	8	209	2.000
Robins	R12	9	238	15.000
Robins	R12	10	244	1.000
Robins	R12	11	245	2.000
Robins	R12	12	246	22.000
Robins	R12	13	81	3.000
Robins	R12	14	210	2.000
Robins	R12	15	255	1.000
Robins	R12	16	269	2.000
Robins	R12	17	253	33.000
Robins	R12	18	258	1.000
Robins	R12	19	256	19.000
Robins	R12	20	181	3.000
Robins	R12	21	220	1.000
Robins	R12	22	228	2.000
Robins	R12	23	176	2.000
Robins	R13	1	1	1.000
Robins	R13	2	97	126.000
Robins	R13	3	25	6.000
Robins	R13	4	99	5.000
Robins	R13	5	107	20.000
Robins	R13	6	69	1.000
Robins	R13	7	137	3.000
Robins	R13	8	177	8.000
Robins	R13	9	50	1.000
Robins	R13	10	66	45.000
Robins	R13	11	113	1.000
Robins	R13	12	70	1.000
Robins	R13	13	209	1.000
Robins	R13	14	238	42.000
Robins	R13	15	244	102.000
Robins	R13	16	245	2.000
Robins	R13	17	81	2.000
Robins	R13	18	159	3.000
Robins	R13	19	219	4.000
Robins	R13	20	106	1.000
Robins	R13	21	247	2.000
Robins	R13	22	210	2.000
Robins	R13	23	255	2.000
Robins	R13	24	269	1.000
Robins	R13	25	253	35.000
Robins	R13	26	258	1.000
Robins	R13	27	262	1.000
Robins	R13	28	256	12.000
Robins	R13	29	181	3.000
Robins	R13	30	220	2.000
Robins	R13	31	228	4.000
Robins	R13	32	243	3.000

Robins	R13	33	231	1.000
Robins	R13	34	261	1.000
Robins	R14	1	140	2.000
Robins	R14	2	1	3.000
Robins	R14	3	97	45.000
Robins	R14	4	25	6.000
Robins	R14	5	99	6.000
Robins	R14	6	107	23.000
Robins	R14	7	137	2.000
Robins	R14	8	177	5.000
Robins	R14	9	66	47.000
Robins	R14	10	209	1.000
Robins	R14	11	238	18.000
Robins	R14	12	244	66.000
Robins	R14	13	245	1.000
Robins	R14	14	246	4.000
Robins	R14	15	81	1.000
Robins	R14	16	159	3.000
Robins	R14	17	219	2.000
Robins	R14	18	247	2.000
Robins	R14	19	255	1.000
Robins	R14	20	269	2.000
Robins	R14	21	253	36.000
Robins	R14	22	262	1.000
Robins	R14	23	256	5.000
Robins	R14	24	181	2.000
Robins	R14	25	221	1.000
Robins	R14	26	228	8.000
Robins	R14	27	243	4.000
Robins	R14	28	265	1.000
Robins	R15	1	97	96.000
Robins	R15	2	25	1.000
Robins	R15	3	99	8.000
Robins	R15	4	107	15.000
Robins	R15	5	177	17.000
Robins	R15	6	193	1.000
Robins	R15	7	118	1.000
Robins	R15	8	66	2.000
Robins	R15	9	113	1.000
Robins	R15	10	51	2.000
Robins	R15	11	209	2.000
Robins	R15	12	218	5.000
Robins	R15	13	238	20.000
Robins	R15	14	244	5.000
Robins	R15	15	245	4.000
Robins	R15	16	246	3.000
Robins	R15	17	81	5.000
Robins	R15	18	210	1.000
Robins	R15	19	269	3.000
Robins	R15	20	242	1.000
Robins	R15	21	253	24.000
Robins	R15	22	256	16.000
Robins	R15	23	221	2.000
Robins	R15	24	228	1.000
Robins	R15	25	243	5.000
Robins	R16	1	1	2.000
Robins	R16	2	97	88.000

Robins	R16	3	99	4.000
Robins	R16	4	107	4.000
Robins	R16	5	137	2.000
Robins	R16	6	177	18.000
Robins	R16	7	193	2.000
Robins	R16	8	66	3.000
Robins	R16	9	209	3.000
Robins	R16	10	238	25.000
Robins	R16	11	244	7.000
Robins	R16	12	246	1.000
Robins	R16	13	81	3.000
Robins	R16	14	247	3.000
Robins	R16	15	210	1.000
Robins	R16	16	269	1.000
Robins	R16	17	253	14.000
Robins	R16	18	256	23.000
Robins	R16	19	181	1.000
Robins	R16	20	228	10.000
Robins	R16	21	243	2.000
Robins	R17	1	97	38.000
Robins	R17	2	25	1.000
Robins	R17	3	99	1.000
Robins	R17	4	107	1.000
Robins	R17	5	177	5.000
Robins	R17	6	193	4.000
Robins	R17	7	66	8.000
Robins	R17	8	218	2.000
Robins	R17	9	238	7.000
Robins	R17	10	244	4.000
Robins	R17	11	245	1.000
Robins	R17	12	81	1.000
Robins	R17	13	269	6.000
Robins	R17	14	253	28.000
Robins	R17	15	258	1.000
Robins	R17	16	256	15.000
Robins	R17	17	181	2.000
Robins	R17	18	228	6.000
Robins	R17	19	232	1.000
Robins	R17	20	243	4.000
Robins	R17	21	274	1.000
Robins	R18	1	97	29.000
Robins	R18	2	99	7.000
Robins	R18	3	20	2.000
Robins	R18	4	107	6.000
Robins	R18	5	177	19.000
Robins	R18	6	193	2.000
Robins	R18	7	66	14.000
Robins	R18	8	113	1.000
Robins	R18	9	209	1.000
Robins	R18	10	218	1.000
Robins	R18	11	238	16.000
Robins	R18	12	269	2.000
Robins	R18	13	253	28.000
Robins	R18	14	256	6.000
Robins	R18	15	181	6.000
Robins	R18	16	228	1.000
Robins	R18	17	243	5.000

Robins	R18	18	250	3.000
Robins	R18	19	233	1.000
Robins	R18	20	239	1.000
Robins	R19	1	1	1.000
Robins	R19	2	97	31.000
Robins	R19	3	25	4.000
Robins	R19	4	99	2.000
Robins	R19	5	107	4.000
Robins	R19	6	177	4.000
Robins	R19	7	193	1.000
Robins	R19	8	66	3.000
Robins	R19	9	209	2.000
Robins	R19	10	238	13.000
Robins	R19	11	244	3.000
Robins	R19	12	246	7.000
Robins	R19	13	81	4.000
Robins	R19	14	210	1.000
Robins	R19	15	269	23.000
Robins	R19	16	253	6.000
Robins	R19	17	258	2.000
Robins	R19	18	256	16.000
Robins	R19	19	181	22.000
Robins	R19	20	220	1.000
Robins	R19	21	228	5.000
Robins	R19	22	243	7.000
Robins	R19	23	250	1.000
Robins	R19	24	274	1.000
Robins	R20	1	97	19.000
Robins	R20	2	25	1.000
Robins	R20	3	99	4.000
Robins	R20	4	107	4.000
Robins	R20	5	177	4.000
Robins	R20	6	193	4.000
Robins	R20	7	66	10.000
Robins	R20	8	209	2.000
Robins	R20	9	238	2.000
Robins	R20	10	244	6.000
Robins	R20	11	245	2.000
Robins	R20	12	246	1.000
Robins	R20	13	81	4.000
Robins	R20	14	159	2.000
Robins	R20	15	210	1.000
Robins	R20	16	269	35.000
Robins	R20	17	253	17.000
Robins	R20	18	258	1.000
Robins	R20	19	256	14.000
Robins	R20	20	181	23.000
Robins	R20	21	221	1.000
Robins	R20	22	228	3.000
Robins	R20	23	243	7.000
Robins	R20	24	233	3.000
Robins	R20	25	28	1.000
Robins	R21	1	1	16.000
Robins	R21	2	97	93.000
Robins	R21	3	20	2.000
Robins	R21	4	107	3.000
Robins	R21	5	177	8.000

Robins	R21	6	64	1.000
Robins	R21	7	193	1.000
Robins	R21	8	66	12.000
Robins	R21	9	70	1.000
Robins	R21	10	238	18.000
Robins	R21	11	244	45.000
Robins	R21	12	245	6.000
Robins	R21	13	246	11.000
Robins	R21	14	81	6.000
Robins	R21	15	219	1.000
Robins	R21	16	210	2.000
Robins	R21	17	269	1.000
Robins	R21	18	253	4.000
Robins	R21	19	262	1.000
Robins	R21	20	256	3.000
Robins	R21	21	228	5.000
Robins	R21	22	232	3.000
Robins	R21	23	261	2.000
Robins	R22	1	1	16.000
Robins	R22	2	97	93.000
Robins	R22	3	99	3.000
Robins	R22	4	20	1.000
Robins	R22	5	107	9.000
Robins	R22	6	137	1.000
Robins	R22	7	177	17.000
Robins	R22	8	50	1.000
Robins	R22	9	66	26.000
Robins	R22	10	113	1.000
Robins	R22	11	238	20.000
Robins	R22	12	244	57.000
Robins	R22	13	245	1.000
Robins	R22	14	246	16.000
Robins	R22	15	81	1.000
Robins	R22	16	253	5.000
Robins	R22	17	262	5.000
Robins	R22	18	256	1.000
Robins	R22	19	228	12.000
Robins	R22	20	227	1.000
Robins	R22	21	27	1.000
Robins	R23	1	1	21.000
Robins	R23	2	97	113.000
Robins	R23	3	25	16.000
Robins	R23	4	99	2.000
Robins	R23	5	20	2.000
Robins	R23	6	107	9.000
Robins	R23	7	137	5.000
Robins	R23	8	177	1.000
Robins	R23	9	193	1.000
Robins	R23	10	66	19.000
Robins	R23	11	238	25.000
Robins	R23	12	244	63.000
Robins	R23	13	245	1.000
Robins	R23	14	246	27.000
Robins	R23	15	81	14.000
Robins	R23	16	159	1.000
Robins	R23	17	219	4.000
Robins	R23	18	247	2.000

Robins	R23	19	210	1.000
Robins	R23	20	269	2.000
Robins	R23	21	253	18.000
Robins	R23	22	258	4.000
Robins	R23	23	262	4.000
Robins	R23	24	256	2.000
Robins	R23	25	220	1.000
Robins	R23	26	228	3.000
Robins	R23	27	250	2.000
Robins	R23	28	257	1.000
Robins	R23	29	222	1.000
Robins	R24	1	140	2.000
Robins	R24	2	97	61.000
Robins	R24	3	25	1.000
Robins	R24	4	99	1.000
Robins	R24	5	20	1.000
Robins	R24	6	107	8.000
Robins	R24	7	69	5.000
Robins	R24	8	137	4.000
Robins	R24	9	177	5.000
Robins	R24	10	64	1.000
Robins	R24	11	56	2.000
Robins	R24	12	66	23.000
Robins	R24	13	70	4.000
Robins	R24	14	209	5.000
Robins	R24	15	238	29.000
Robins	R24	16	244	43.000
Robins	R24	17	245	11.000
Robins	R24	18	246	1.000
Robins	R24	19	81	3.000
Robins	R24	20	219	3.000
Robins	R24	21	255	1.000
Robins	R24	22	253	7.000
Robins	R24	23	262	1.000
Robins	R24	24	256	1.000
Robins	R24	25	181	1.000
Robins	R24	26	232	2.000
Robins	R25	1	140	3.000
Robins	R25	2	1	35.000
Robins	R25	3	97	74.000
Robins	R25	4	99	1.000
Robins	R25	5	107	4.000
Robins	R25	6	177	2.000
Robins	R25	7	193	4.000
Robins	R25	8	66	21.000
Robins	R25	9	238	20.000
Robins	R25	10	244	47.000
Robins	R25	11	245	1.000
Robins	R25	12	246	9.000
Robins	R25	13	81	3.000
Robins	R25	14	159	2.000
Robins	R25	15	269	1.000
Robins	R25	16	242	1.000
Robins	R25	17	253	14.000
Robins	R25	18	258	2.000
Robins	R25	19	262	1.000
Robins	R25	20	256	11.000

Robins	R25	21	228	5.000
Robins	R25	22	243	5.000
Robins	R25	23	233	2.000
Robins	R26	1	97	45.000
Robins	R26	2	46	1.000
Robins	R26	3	107	5.000
Robins	R26	4	137	1.000
Robins	R26	5	177	4.000
Robins	R26	6	64	1.000
Robins	R26	7	193	1.000
Robins	R26	8	66	16.000
Robins	R26	9	209	1.000
Robins	R26	10	238	10.000
Robins	R26	11	244	47.000
Robins	R26	12	81	3.000
Robins	R26	13	219	1.000
Robins	R26	14	253	11.000
Robins	R26	15	262	1.000
Robins	R26	16	256	4.000
Robins	R26	17	232	1.000
Robins	R26	18	243	4.000
Robins	R27	1	140	2.000
Robins	R27	2	1	3.000
Robins	R27	3	97	31.000
Robins	R27	4	25	7.000
Robins	R27	5	99	2.000
Robins	R27	6	107	2.000
Robins	R27	7	193	4.000
Robins	R27	8	66	7.000
Robins	R27	9	238	8.000
Robins	R27	10	244	9.000
Robins	R27	11	245	1.000
Robins	R27	12	246	2.000
Robins	R27	13	81	4.000
Robins	R27	14	247	2.000
Robins	R27	15	210	1.000
Robins	R27	16	253	21.000
Robins	R27	17	258	2.000
Robins	R27	18	262	2.000
Robins	R27	19	256	18.000
Robins	R27	20	228	6.000
Robins	R27	21	232	5.000
Robins	R27	22	243	1.000
Robins	R27	23	274	1.000
Robins	R28	1	140	1.000
Robins	R28	2	97	47.000
Robins	R28	3	25	3.000
Robins	R28	4	76	1.000
Robins	R28	5	107	3.000
Robins	R28	6	177	1.000
Robins	R28	7	193	5.000
Robins	R28	8	66	7.000
Robins	R28	9	113	1.000
Robins	R28	10	238	2.000
Robins	R28	11	244	14.000
Robins	R28	12	245	1.000
Robins	R28	13	81	3.000

Robins	R28	14	247	2.000
Robins	R28	15	210	1.000
Robins	R28	16	269	2.000
Robins	R28	17	253	14.000
Robins	R28	18	262	1.000
Robins	R28	19	256	8.000
Robins	R28	20	228	6.000
Robins	R28	21	232	2.000
Robins	R28	22	243	1.000
Robins	R28	23	237	1.000
Robins	R28	24	27	1.000
Robins	R29	1	140	2.000
Robins	R29	2	1	4.000
Robins	R29	3	97	135.000
Robins	R29	4	99	2.000
Robins	R29	5	46	2.000
Robins	R29	6	76	2.000
Robins	R29	7	13	1.000
Robins	R29	8	20	1.000
Robins	R29	9	4	2.000
Robins	R29	10	107	6.000
Robins	R29	11	137	8.000
Robins	R29	12	37	9.000
Robins	R29	13	177	6.000
Robins	R29	14	64	2.000
Robins	R29	15	66	10.000
Robins	R29	16	218	4.000
Robins	R29	17	238	21.000
Robins	R29	18	244	25.000
Robins	R29	19	245	1.000
Robins	R29	20	246	5.000
Robins	R29	21	81	1.000
Robins	R29	22	159	1.000
Robins	R29	23	247	1.000
Robins	R29	24	253	6.000
Robins	R29	25	262	1.000
Robins	R29	26	221	1.000
Robins	R29	27	232	4.000
Robins	R29	28	267	1.000
Robins	R29	29	148	4.000
Robins	R29	30	270	1.000
Robins	R30	1	97	92.000
Robins	R30	2	25	2.000
Robins	R30	3	99	2.000
Robins	R30	4	107	8.000
Robins	R30	5	137	1.000
Robins	R30	6	177	18.000
Robins	R30	7	66	16.000
Robins	R30	8	113	1.000
Robins	R30	9	70	1.000
Robins	R30	10	238	26.000
Robins	R30	11	244	21.000
Robins	R30	12	245	3.000
Robins	R30	13	81	5.000
Robins	R30	14	106	1.000
Robins	R30	15	210	1.000
Robins	R30	16	253	19.000

Robins	R30	17	262	4.000
Robins	R30	18	228	4.000
Robins	R30	19	232	4.000
Robins	R30	20	261	1.000
Robins	R30	21	270	1.000
Robins	R30	22	236	1.000
Robins	R30	23	241	1.000
Robins	R30	24	252	1.000
Robins	R30	25	263	1.000
Robins	R31	1	1	1.000
Robins	R31	2	97	1.000
Robins	R31	3	25	2.000
Robins	R31	4	99	1.000
Robins	R31	5	191	2.000
Robins	R31	6	66	2.000
Robins	R31	7	238	1.000
Robins	R31	8	244	60.000
Robins	R31	9	246	3.000
Robins	R31	10	81	1.000
Robins	R31	11	159	1.000
Robins	R31	12	210	4.000
Robins	R31	13	269	5.000
Robins	R31	14	262	1.000
Robins	R31	15	256	12.000
Robins	R31	16	181	17.000
Robins	R31	17	274	1.000
Robins	R32	1	1	2.000
Robins	R32	2	97	11.000
Robins	R32	3	25	2.000
Robins	R32	4	99	6.000
Robins	R32	5	13	1.000
Robins	R32	6	107	7.000
Robins	R32	7	177	8.000
Robins	R32	8	50	1.000
Robins	R32	9	66	6.000
Robins	R32	10	209	4.000
Robins	R32	11	238	8.000
Robins	R32	12	244	73.000
Robins	R32	13	246	6.000
Robins	R32	14	81	8.000
Robins	R32	15	210	6.000
Robins	R32	16	269	2.000
Robins	R32	17	262	1.000
Robins	R32	18	256	9.000
Robins	R32	19	181	91.000
Robins	R32	20	228	17.000
Robins	R32	21	243	3.000
Robins	R32	22	231	1.000
Robins	R32	23	265	1.000
Robins	R33	1	1	4.000
Robins	R33	2	97	20.000
Robins	R33	3	25	16.000
Robins	R33	4	99	3.000
Robins	R33	5	161	1.000
Robins	R33	6	107	3.000
Robins	R33	7	177	7.000
Robins	R33	8	66	11.000

Robins	R33	9	209	2.000
Robins	R33	10	238	8.000
Robins	R33	11	244	54.000
Robins	R33	12	245	1.000
Robins	R33	13	246	7.000
Robins	R33	14	81	2.000
Robins	R33	15	159	3.000
Robins	R33	16	210	2.000
Robins	R33	17	269	4.000
Robins	R33	18	256	7.000
Robins	R33	19	181	33.000
Robins	R33	20	220	1.000
Robins	R33	21	228	38.000
Robins	R33	22	243	2.000
Robins	R33	23	274	1.000
Robins	R33	24	261	1.000
Robins	R34	1	140	1.000
Robins	R34	2	1	5.000
Robins	R34	3	97	26.000
Robins	R34	4	25	7.000
Robins	R34	5	107	9.000
Robins	R34	6	177	15.000
Robins	R34	7	50	1.000
Robins	R34	8	66	11.000
Robins	R34	9	209	3.000
Robins	R34	10	218	1.000
Robins	R34	11	238	28.000
Robins	R34	12	244	21.000
Robins	R34	13	246	10.000
Robins	R34	14	81	1.000
Robins	R34	15	210	4.000
Robins	R34	16	269	2.000
Robins	R34	17	256	8.000
Robins	R34	18	181	33.000
Robins	R34	19	228	3.000
Robins	R34	20	260	1.000
Robins	R35	1	1	4.000
Robins	R35	2	97	20.000
Robins	R35	3	25	16.000
Robins	R35	4	99	3.000
Robins	R35	5	161	1.000
Robins	R35	6	107	3.000
Robins	R35	7	177	7.000
Robins	R35	8	66	11.000
Robins	R35	9	209	2.000
Robins	R35	10	238	8.000
Robins	R35	11	244	54.000
Robins	R35	12	245	1.000
Robins	R35	13	246	7.000
Robins	R35	14	81	2.000
Robins	R35	15	159	3.000
Robins	R35	16	210	2.000
Robins	R35	17	269	4.000
Robins	R35	18	256	7.000
Robins	R35	19	181	33.000
Robins	R35	20	220	1.000
Robins	R35	21	228	38.000

Robins	R35	22	243	2.000
Robins	R35	23	274	1.000
Robins	R35	24	261	1.000
Robins	R36	1	1	9.000
Robins	R36	2	97	18.000
Robins	R36	3	25	5.000
Robins	R36	4	99	5.000
Robins	R36	5	107	7.000
Robins	R36	6	177	10.000
Robins	R36	7	193	1.000
Robins	R36	8	66	5.000
Robins	R36	9	209	4.000
Robins	R36	10	238	3.000
Robins	R36	11	244	65.000
Robins	R36	12	246	3.000
Robins	R36	13	81	3.000
Robins	R36	14	159	5.000
Robins	R36	15	210	9.000
Robins	R36	16	262	1.000
Robins	R36	17	256	16.000
Robins	R36	18	181	26.000
Robins	R36	19	228	22.000
Robins	R36	20	243	2.000
Robins	R36	21	231	1.000
Robins	R36	22	225	1.000
Robins	R37	1	1	1.000
Robins	R37	2	97	20.000
Robins	R37	3	25	9.000
Robins	R37	4	107	7.000
Robins	R37	5	177	9.000
Robins	R37	6	50	1.000
Robins	R37	7	66	26.000
Robins	R37	8	209	4.000
Robins	R37	9	238	22.000
Robins	R37	10	244	5.000
Robins	R37	11	245	1.000
Robins	R37	12	246	6.000
Robins	R37	13	81	5.000
Robins	R37	14	159	1.000
Robins	R37	15	210	5.000
Robins	R37	16	269	1.000
Robins	R37	17	256	6.000
Robins	R37	18	181	2.000
Robins	R37	19	228	30.000
Robins	R37	20	274	1.000
Robins	R37	21	261	1.000
Robins	R37	22	265	1.000
Robins	R37	23	230	1.000
Robins	R37	24	272	1.000
Robins	R38	1	1	8.000
Robins	R38	2	97	41.000
Robins	R38	3	25	10.000
Robins	R38	4	99	7.000
Robins	R38	5	20	1.000
Robins	R38	6	107	10.000
Robins	R38	7	137	1.000
Robins	R38	8	177	23.000

Robins	R38	9	50	1.000
Robins	R38	10	66	33.000
Robins	R38	11	209	5.000
Robins	R38	12	238	36.000
Robins	R38	13	244	24.000
Robins	R38	14	245	2.000
Robins	R38	15	246	35.000
Robins	R38	16	81	22.000
Robins	R38	17	159	7.000
Robins	R38	18	210	6.000
Robins	R38	19	269	2.000
Robins	R38	20	253	2.000
Robins	R38	21	258	1.000
Robins	R38	22	256	17.000
Robins	R38	23	181	11.000
Robins	R38	24	228	19.000
Robins	R38	25	232	1.000
Robins	R38	26	243	3.000
Robins	R38	27	233	1.000
Robins	R38	28	274	2.000
Robins	R38	29	176	4.000
Robins	R38	30	229	1.000
Robins	R38	31	266	2.000
Robins	R39	1	1	3.000
Robins	R39	2	97	21.000
Robins	R39	3	25	6.000
Robins	R39	4	99	18.000
Robins	R39	5	13	1.000
Robins	R39	6	20	1.000
Robins	R39	7	107	7.000
Robins	R39	8	177	7.000
Robins	R39	9	50	1.000
Robins	R39	10	193	1.000
Robins	R39	11	66	29.000
Robins	R39	12	238	10.000
Robins	R39	13	244	13.000
Robins	R39	14	245	2.000
Robins	R39	15	246	5.000
Robins	R39	16	81	4.000
Robins	R39	17	219	4.000
Robins	R39	18	247	3.000
Robins	R39	19	210	2.000
Robins	R39	20	269	1.000
Robins	R39	21	253	11.000
Robins	R39	22	258	2.000
Robins	R39	23	256	16.000
Robins	R39	24	181	3.000
Robins	R39	25	220	2.000
Robins	R39	26	221	2.000
Robins	R39	27	228	23.000
Robins	R39	28	243	7.000
Robins	R40	1	140	1.000
Robins	R40	2	97	33.000
Robins	R40	3	25	3.000
Robins	R40	4	99	5.000
Robins	R40	5	13	1.000
Robins	R40	6	161	1.000

Robins	R40	7	107	11.000
Robins	R40	8	177	10.000
Robins	R40	9	50	3.000
Robins	R40	10	60	2.000
Robins	R40	11	66	26.000
Robins	R40	12	209	2.000
Robins	R40	13	218	1.000
Robins	R40	14	238	13.000
Robins	R40	15	244	88.000
Robins	R40	16	246	2.000
Robins	R40	17	81	4.000
Robins	R40	18	159	2.000
Robins	R40	19	106	1.000
Robins	R40	20	210	2.000
Robins	R40	21	269	5.000
Robins	R40	22	253	16.000
Robins	R40	23	256	20.000
Robins	R40	24	181	6.000
Robins	R40	25	220	4.000
Robins	R40	26	228	10.000
Robins	R40	27	232	2.000
Robins	R40	28	243	6.000
Robins	R40	29	223	1.000
Robins	R40	30	233	1.000
Robins	R40	31	266	1.000
Robins	R41	1	140	1.000
Robins	R41	2	1	25.000
Robins	R41	3	97	122.000
Robins	R41	4	25	11.000
Robins	R41	5	107	21.000
Robins	R41	6	69	3.000
Robins	R41	7	137	3.000
Robins	R41	8	177	15.000
Robins	R41	9	50	1.000
Robins	R41	10	64	1.000
Robins	R41	11	193	1.000
Robins	R41	12	56	1.000
Robins	R41	13	66	14.000
Robins	R41	14	113	3.000
Robins	R41	15	70	1.000
Robins	R41	16	238	28.000
Robins	R41	17	244	60.000
Robins	R41	18	245	7.000
Robins	R41	19	246	2.000
Robins	R41	20	81	10.000
Robins	R41	21	219	6.000
Robins	R41	22	247	2.000
Robins	R41	23	210	1.000
Robins	R41	24	255	1.000
Robins	R41	25	253	2.000
Robins	R41	26	220	5.000
Robins	R41	27	221	1.000
Robins	R41	28	243	1.000
Robins	R41	29	176	1.000
Robins	R41	30	273	1.000
Robins	R42	1	1	3.000
Robins	R42	2	97	175.000

Robins	R42	3	25	2.000
Robins	R42	4	46	2.000
Robins	R42	5	13	1.000
Robins	R42	6	107	8.000
Robins	R42	7	137	8.000
Robins	R42	8	177	3.000
Robins	R42	9	35	2.000
Robins	R42	10	64	7.000
Robins	R42	11	56	2.000
Robins	R42	12	66	26.000
Robins	R42	13	113	1.000
Robins	R42	14	70	1.000
Robins	R42	15	218	11.000
Robins	R42	16	238	28.000
Robins	R42	17	244	49.000
Robins	R42	18	245	4.000
Robins	R42	19	246	11.000
Robins	R42	20	81	2.000
Robins	R42	21	159	1.000
Robins	R42	22	210	5.000
Robins	R42	23	255	1.000
Robins	R42	24	253	8.000
Robins	R42	25	262	5.000
Robins	R42	26	181	1.000
Robins	R42	27	228	3.000
Robins	R43	1	1	18.000
Robins	R43	2	97	80.000
Robins	R43	3	25	57.000
Robins	R43	4	99	2.000
Robins	R43	5	107	7.000
Robins	R43	6	166	2.000
Robins	R43	7	137	4.000
Robins	R43	8	177	3.000
Robins	R43	9	50	1.000
Robins	R43	10	64	4.000
Robins	R43	11	193	2.000
Robins	R43	12	66	18.000
Robins	R43	13	238	17.000
Robins	R43	14	244	79.000
Robins	R43	15	245	3.000
Robins	R43	16	246	28.000
Robins	R43	17	81	7.000
Robins	R43	18	159	1.000
Robins	R43	19	219	13.000
Robins	R43	20	247	4.000
Robins	R43	21	210	2.000
Robins	R43	22	269	1.000
Robins	R43	23	242	1.000
Robins	R43	24	253	17.000
Robins	R43	25	262	3.000
Robins	R43	26	256	4.000
Robins	R43	27	220	2.000
Robins	R43	28	221	2.000
Robins	R43	29	232	2.000
Robins	R43	30	243	2.000
Robins	R43	31	237	1.000
Robins	R44	1	140	2.000

Robins	R44	2	1	50.000
Robins	R44	3	97	123.000
Robins	R44	4	25	62.000
Robins	R44	5	99	1.000
Robins	R44	6	62	1.000
Robins	R44	7	20	1.000
Robins	R44	8	107	16.000
Robins	R44	9	69	1.000
Robins	R44	10	177	17.000
Robins	R44	11	50	2.000
Robins	R44	12	64	1.000
Robins	R44	13	56	1.000
Robins	R44	14	66	7.000
Robins	R44	15	70	1.000
Robins	R44	16	209	2.000
Robins	R44	17	238	28.000
Robins	R44	18	244	13.000
Robins	R44	19	245	4.000
Robins	R44	20	246	22.000
Robins	R44	21	81	10.000
Robins	R44	22	219	13.000
Robins	R44	23	247	2.000
Robins	R44	24	210	1.000
Robins	R44	25	255	2.000
Robins	R44	26	269	1.000
Robins	R44	27	253	5.000
Robins	R44	28	258	1.000
Robins	R44	29	262	4.000
Robins	R44	30	256	2.000
Robins	R44	31	220	3.000
Robins	R44	32	228	6.000
Robins	R44	33	232	1.000
Robins	R44	34	234	1.000
Robins	R44	35	243	2.000
Robins	R44	36	250	1.000
Robins	R44	37	237	2.000
Robins	R44	38	156	2.000
Robins	R45	1	140	1.000
Robins	R45	2	1	4.000
Robins	R45	3	97	66.000
Robins	R45	4	25	1.000
Robins	R45	5	62	6.000
Robins	R45	6	46	2.000
Robins	R45	7	76	4.000
Robins	R45	8	13	2.000
Robins	R45	9	20	3.000
Robins	R45	10	4	2.000
Robins	R45	11	107	2.000
Robins	R45	12	137	6.000
Robins	R45	13	64	3.000
Robins	R45	14	56	3.000
Robins	R45	15	66	17.000
Robins	R45	16	238	7.000
Robins	R45	17	244	3.000
Robins	R45	18	245	15.000
Robins	R45	19	246	59.000
Robins	R45	20	81	4.000

Robins	R45	21	219	4.000
Robins	R45	22	210	1.000
Robins	R45	23	253	2.000
Robins	R45	24	262	3.000
Robins	R45	25	228	2.000
Robins	R45	26	257	1.000
Robins	R45	27	259	1.000
Robins	R45	28	267	2.000
Robins	R45	29	270	2.000
Robins	R46	1	140	1.000
Robins	R46	2	1	3.000
Robins	R46	3	97	77.000
Robins	R46	4	25	2.000
Robins	R46	5	62	22.000
Robins	R46	6	76	12.000
Robins	R46	7	20	2.000
Robins	R46	8	4	1.000
Robins	R46	9	107	2.000
Robins	R46	10	137	8.000
Robins	R46	11	37	3.000
Robins	R46	12	64	13.000
Robins	R46	13	56	3.000
Robins	R46	14	66	22.000
Robins	R46	15	70	1.000
Robins	R46	16	238	6.000
Robins	R46	17	244	10.000
Robins	R46	18	245	6.000
Robins	R46	19	246	29.000
Robins	R46	20	81	6.000
Robins	R46	21	159	1.000
Robins	R46	22	219	7.000
Robins	R46	23	247	1.000
Robins	R46	24	228	1.000
Robins	R46	25	235	1.000
Robins	R46	26	271	1.000
Robins	R47	1	1	42.000
Robins	R47	2	97	50.000
Robins	R47	3	25	4.000
Robins	R47	4	13	3.000
Robins	R47	5	4	11.000
Robins	R47	6	107	1.000
Robins	R47	7	166	2.000
Robins	R47	8	177	1.000
Robins	R47	9	64	4.000
Robins	R47	10	56	2.000
Robins	R47	11	139	1.000
Robins	R47	12	66	12.000
Robins	R47	13	70	2.000
Robins	R47	14	238	23.000
Robins	R47	15	244	10.000
Robins	R47	16	245	6.000
Robins	R47	17	246	99.000
Robins	R47	18	81	10.000
Robins	R47	19	210	1.000
Robins	R47	20	262	1.000
Robins	R47	21	232	15.000
Robins	R47	22	234	1.000

Robins	R47	23	168	2.000
Robins	R47	24	270	8.000
Robins	R47	25	271	10.000
Robins	R48	1	1	22.000
Robins	R48	2	25	18.000
Robins	R48	3	46	1.000
Robins	R48	4	13	2.000
Robins	R48	5	4	2.000
Robins	R48	6	166	1.000
Robins	R48	7	64	2.000
Robins	R48	8	56	2.000
Robins	R48	9	66	25.000
Robins	R48	10	70	1.000
Robins	R48	11	51	1.000
Robins	R48	12	218	3.000
Robins	R48	13	238	23.000
Robins	R48	14	244	15.000
Robins	R48	15	245	14.000
Robins	R48	16	246	45.000
Robins	R48	17	81	5.000
Robins	R48	18	159	3.000
Robins	R48	19	106	1.000
Robins	R48	20	210	2.000
Robins	R48	21	220	1.000
Robins	R48	22	228	24.000
Robins	R48	23	232	32.000
Robins	R48	24	168	1.000
Robins	R48	25	72	3.000
Robins	R48	26	237	3.000
Robins	R48	27	270	2.000
Robins	R48	28	241	1.000
Robins	R48	29	224	1.000
Robins	R48	30	214	1.000
Robins	R49	1	25	1.000
Robins	R49	2	46	6.000
Robins	R49	3	13	3.000
Robins	R49	4	20	2.000
Robins	R49	5	166	1.000
Robins	R49	6	64	1.000
Robins	R49	7	193	2.000
Robins	R49	8	56	5.000
Robins	R49	9	139	1.000
Robins	R49	10	66	6.000
Robins	R49	11	70	1.000
Robins	R49	12	244	4.000
Robins	R49	13	245	12.000
Robins	R49	14	81	11.000
Robins	R49	15	210	1.000
Robins	R49	16	242	3.000
Robins	R49	17	262	1.000
Robins	R49	18	232	4.000
Robins	R49	19	234	1.000
Robins	R49	20	237	2.000
Robins	R49	21	270	3.000
Robins	R49	22	224	3.000
Robins	R50	1	1	17.000
Robins	R50	2	97	77.000

Robins	R50	3	25	1.000
Robins	R50	4	62	4.000
Robins	R50	5	46	6.000
Robins	R50	6	76	4.000
Robins	R50	7	13	2.000
Robins	R50	8	166	1.000
Robins	R50	9	64	11.000
Robins	R50	10	56	2.000
Robins	R50	11	139	1.000
Robins	R50	12	66	16.000
Robins	R50	13	70	4.000
Robins	R50	14	238	8.000
Robins	R50	15	244	5.000
Robins	R50	16	245	1.000
Robins	R50	17	246	66.000
Robins	R50	18	81	3.000
Robins	R50	19	159	1.000
Robins	R50	20	232	5.000
Robins	R50	21	234	1.000
Robins	R50	22	168	2.000
Robins	R50	23	250	1.000
Robins	R50	24	270	1.000
Robins	R50	25	271	5.000
Robins	R51	1	140	1.000
Robins	R51	2	1	9.000
Robins	R51	3	97	14.000
Robins	R51	4	25	12.000
Robins	R51	5	99	6.000
Robins	R51	6	161	1.000
Robins	R51	7	107	14.000
Robins	R51	8	177	9.000
Robins	R51	9	50	1.000
Robins	R51	10	66	89.000
Robins	R51	11	209	3.000
Robins	R51	12	218	2.000
Robins	R51	13	238	37.000
Robins	R51	14	244	111.000
Robins	R51	15	245	1.000
Robins	R51	16	246	21.000
Robins	R51	17	81	1.000
Robins	R51	18	247	5.000
Robins	R51	19	210	1.000
Robins	R51	20	253	15.000
Robins	R51	21	258	1.000
Robins	R51	22	256	11.000
Robins	R51	23	181	4.000
Robins	R51	24	220	16.000
Robins	R51	25	221	2.000
Robins	R51	26	228	42.000
Robins	R51	27	232	1.000
Robins	R51	28	243	1.000
Robins	R51	29	265	1.000
Robins	R52	1	140	2.000
Robins	R52	2	1	1.000
Robins	R52	3	97	19.000
Robins	R52	4	25	40.000
Robins	R52	5	99	1.000

Robins	R52	6	161	1.000
Robins	R52	7	107	15.000
Robins	R52	8	177	4.000
Robins	R52	9	193	1.000
Robins	R52	10	66	36.000
Robins	R52	11	113	1.000
Robins	R52	12	238	24.000
Robins	R52	13	244	75.000
Robins	R52	14	245	1.000
Robins	R52	15	246	16.000
Robins	R52	16	81	3.000
Robins	R52	17	253	16.000
Robins	R52	18	262	1.000
Robins	R52	19	256	9.000
Robins	R52	20	181	1.000
Robins	R52	21	220	5.000
Robins	R52	22	228	58.000
Robins	R52	23	232	1.000
Robins	R52	24	233	1.000
Robins	R52	25	227	1.000
Robins	R53	1	97	7.000
Robins	R53	2	25	2.000
Robins	R53	3	107	7.000
Robins	R53	4	137	1.000
Robins	R53	5	177	2.000
Robins	R53	6	193	1.000
Robins	R53	7	66	19.000
Robins	R53	8	209	1.000
Robins	R53	9	238	8.000
Robins	R53	10	244	56.000
Robins	R53	11	246	4.000
Robins	R53	12	81	1.000
Robins	R53	13	219	2.000
Robins	R53	14	247	1.000
Robins	R53	15	269	5.000
Robins	R53	16	253	7.000
Robins	R53	17	258	1.000
Robins	R53	18	256	6.000
Robins	R53	19	181	1.000
Robins	R53	20	220	1.000
Robins	R53	21	228	5.000
Robins	R53	22	233	1.000
Robins	R54	1	140	1.000
Robins	R54	2	1	21.000
Robins	R54	3	97	18.000
Robins	R54	4	25	73.000
Robins	R54	5	99	7.000
Robins	R54	6	107	13.000
Robins	R54	7	71	2.000
Robins	R54	8	18	1.000
Robins	R54	9	177	8.000
Robins	R54	10	193	2.000
Robins	R54	11	66	43.000
Robins	R54	12	70	1.000
Robins	R54	13	218	3.000
Robins	R54	14	238	32.000
Robins	R54	15	244	157.000

Robins	R54	16	245	3.000
Robins	R54	17	246	19.000
Robins	R54	18	81	7.000
Robins	R54	19	159	1.000
Robins	R54	20	247	8.000
Robins	R54	21	210	2.000
Robins	R54	22	269	3.000
Robins	R54	23	253	22.000
Robins	R54	24	258	4.000
Robins	R54	25	262	2.000
Robins	R54	26	256	9.000
Robins	R54	27	181	4.000
Robins	R54	28	220	9.000
Robins	R54	29	221	2.000
Robins	R54	30	228	24.000
Robins	R54	31	232	3.000
Robins	R54	32	233	1.000
Robins	R54	33	226	1.000
Robins	R55	1	140	1.000
Robins	R55	2	1	1.000
Robins	R55	3	97	7.000
Robins	R55	4	25	7.000
Robins	R55	5	99	20.000
Robins	R55	6	107	2.000
Robins	R55	7	137	2.000
Robins	R55	8	177	8.000
Robins	R55	9	50	2.000
Robins	R55	10	66	26.000
Robins	R55	11	209	4.000
Robins	R55	12	238	7.000
Robins	R55	13	244	144.000
Robins	R55	14	246	12.000
Robins	R55	15	219	1.000
Robins	R55	16	210	3.000
Robins	R55	17	256	7.000
Robins	R55	18	181	1.000
Robins	R55	19	221	1.000
Robins	R55	20	228	31.000
Robins	R55	21	243	2.000
Robins	R55	22	274	1.000
Robins	R56	1	1	7.000
Robins	R56	2	97	13.000
Robins	R56	3	25	17.000
Robins	R56	4	99	4.000
Robins	R56	5	107	13.000
Robins	R56	6	177	8.000
Robins	R56	7	193	1.000
Robins	R56	8	66	52.000
Robins	R56	9	218	3.000
Robins	R56	10	238	16.000
Robins	R56	11	244	278.000
Robins	R56	12	245	1.000
Robins	R56	13	246	84.000
Robins	R56	14	81	8.000
Robins	R56	15	210	2.000
Robins	R56	16	256	13.000
Robins	R56	17	181	2.000

Robins	R56	18	228	57.000
Robins	R56	19	232	1.000
Robins	R56	20	243	1.000
Robins	R56	21	239	1.000
Robins	R57	1	1	6.000
Robins	R57	2	97	12.000
Robins	R57	3	25	34.000
Robins	R57	4	99	6.000
Robins	R57	5	107	19.000
Robins	R57	6	137	1.000
Robins	R57	7	177	21.000
Robins	R57	8	66	45.000
Robins	R57	9	209	1.000
Robins	R57	10	218	2.000
Robins	R57	11	238	43.000
Robins	R57	12	244	131.000
Robins	R57	13	246	95.000
Robins	R57	14	81	3.000
Robins	R57	15	255	4.000
Robins	R57	16	253	6.000
Robins	R57	17	256	13.000
Robins	R57	18	181	2.000
Robins	R57	19	220	2.000
Robins	R57	20	228	130.000
Robins	R57	21	250	1.000
Robins	R57	22	249	1.000
Robins	R58	1	140	1.000
Robins	R58	2	1	8.000
Robins	R58	3	97	21.000
Robins	R58	4	25	113.000
Robins	R58	5	99	5.000
Robins	R58	6	20	2.000
Robins	R58	7	107	24.000
Robins	R58	8	177	9.000
Robins	R58	9	193	1.000
Robins	R58	10	66	56.000
Robins	R58	11	209	1.000
Robins	R58	12	218	2.000
Robins	R58	13	238	30.000
Robins	R58	14	244	91.000
Robins	R58	15	245	1.000
Robins	R58	16	246	75.000
Robins	R58	17	81	9.000
Robins	R58	18	210	1.000
Robins	R58	19	242	1.000
Robins	R58	20	253	10.000
Robins	R58	21	256	19.000
Robins	R58	22	220	1.000
Robins	R58	23	228	208.000
Robins	R58	24	243	3.000
Robins	R58	25	231	1.000
Robins	R58	26	233	2.000
Robins	R58	27	274	2.000
Robins	R58	28	266	3.000
Robins	R59	1	140	1.000
Robins	R59	2	1	5.000
Robins	R59	3	97	6.000

Robins	R59	4	25	25.000
Robins	R59	5	99	2.000
Robins	R59	6	107	14.000
Robins	R59	7	69	1.000
Robins	R59	8	177	9.000
Robins	R59	9	193	4.000
Robins	R59	10	66	24.000
Robins	R59	11	113	1.000
Robins	R59	12	209	1.000
Robins	R59	13	218	3.000
Robins	R59	14	238	25.000
Robins	R59	15	244	148.000
Robins	R59	16	245	3.000
Robins	R59	17	246	9.000
Robins	R59	18	81	5.000
Robins	R59	19	210	2.000
Robins	R59	20	253	14.000
Robins	R59	21	258	1.000
Robins	R59	22	256	20.000
Robins	R59	23	181	3.000
Robins	R59	24	220	2.000
Robins	R59	25	228	18.000
Robins	R59	26	232	2.000
Robins	R60	1	140	1.000
Robins	R60	2	1	4.000
Robins	R60	3	97	23.000
Robins	R60	4	25	106.000
Robins	R60	5	99	8.000
Robins	R60	6	20	1.000
Robins	R60	7	107	32.000
Robins	R60	8	137	1.000
Robins	R60	9	177	11.000
Robins	R60	10	193	3.000
Robins	R60	11	66	38.000
Robins	R60	12	209	2.000
Robins	R60	13	238	36.000
Robins	R60	14	244	176.000
Robins	R60	15	245	3.000
Robins	R60	16	246	26.000
Robins	R60	17	81	7.000
Robins	R60	18	159	2.000
Robins	R60	19	219	2.000
Robins	R60	20	247	2.000
Robins	R60	21	210	1.000
Robins	R60	22	269	1.000
Robins	R60	23	253	13.000
Robins	R60	24	258	1.000
Robins	R60	25	262	2.000
Robins	R60	26	256	27.000
Robins	R60	27	181	8.000
Robins	R60	28	220	4.000
Robins	R60	29	228	27.000
Robins	R60	30	243	3.000
Robins	R60	31	223	1.000
Robins	R60	32	231	1.000
Robins	R60	33	233	2.000
Robins	R60	34	274	6.000

Robins	R60	35	261	2.000
Robins	R60	36	265	1.000
Shelter	S01	1	2	1.000
Shelter	S01	2	1	1.000
Shelter	S01	3	16	1.000
Shelter	S01	4	25	11.000
Shelter	S01	5	30	1.000
Shelter	S01	6	46	5.000
Shelter	S01	7	19	40.000
Shelter	S01	8	75	6.000
Shelter	S01	9	76	2.000
Shelter	S01	10	20	6.000
Shelter	S01	11	33	6.000
Shelter	S01	12	23	8.000
Shelter	S01	13	71	1.000
Shelter	S01	14	21	31.000
Shelter	S01	15	10	12.000
Shelter	S01	16	41	20.000
Shelter	S01	17	14	2.000
Shelter	S01	18	55	3.000
Shelter	S01	19	5	2.000
Shelter	S01	20	35	7.000
Shelter	S01	21	66	7.000
Shelter	S01	22	68	1.000
Shelter	S01	23	89	1.000
Shelter	S01	24	17	5.000
Shelter	S02	1	2	8.000
Shelter	S02	2	6	2.000
Shelter	S02	3	80	740.000
Shelter	S02	4	7	1.000
Shelter	S02	5	1	84.000
Shelter	S02	6	16	3.000
Shelter	S02	7	25	3.000
Shelter	S02	8	19	49.000
Shelter	S02	9	75	1.000
Shelter	S02	10	20	5.000
Shelter	S02	11	131	10.000
Shelter	S02	12	23	26.000
Shelter	S02	13	11	1.000
Shelter	S02	14	22	1.000
Shelter	S02	15	21	23.000
Shelter	S02	16	10	12.000
Shelter	S02	17	41	1.000
Shelter	S02	18	14	12.000
Shelter	S02	19	134	24.000
Shelter	S02	20	5	2.000
Shelter	S02	21	50	1.000
Shelter	S02	22	89	1.000
Shelter	S02	23	101	1.000
Shelter	S03	1	2	1.000
Shelter	S03	2	6	1.000
Shelter	S03	3	80	218.000
Shelter	S03	4	7	1.000
Shelter	S03	5	1	115.000
Shelter	S03	6	25	28.000
Shelter	S03	7	30	1.000
Shelter	S03	8	46	31.000

Shelter	S03	9	75	29.000
Shelter	S03	10	13	10.000
Shelter	S03	11	20	26.000
Shelter	S03	12	33	123.000
Shelter	S03	13	53	23.000
Shelter	S03	14	105	4.000
Shelter	S03	15	23	17.000
Shelter	S03	16	11	24.000
Shelter	S03	17	22	27.000
Shelter	S03	18	21	11.000
Shelter	S03	19	10	1.000
Shelter	S03	20	52	2.000
Shelter	S03	21	41	108.000
Shelter	S03	22	55	1.000
Shelter	S03	23	132	29.000
Shelter	S03	24	35	19.000
Shelter	S03	25	154	1.000
Shelter	S03	26	8	1.000
Shelter	S03	27	66	8.000
Shelter	S03	28	78	1.000
Shelter	S03	29	89	1.000
Shelter	S03	30	101	1.000
Shelter	S03	31	65	2.000
Shelter	S04	1	80	80.000
Shelter	S04	2	7	2.000
Shelter	S04	3	1	295.000
Shelter	S04	4	46	19.000
Shelter	S04	5	19	33.000
Shelter	S04	6	75	54.000
Shelter	S04	7	13	2.000
Shelter	S04	8	20	2.000
Shelter	S04	9	33	13.000
Shelter	S04	10	53	4.000
Shelter	S04	11	105	35.000
Shelter	S04	12	44	1.000
Shelter	S04	13	22	1.000
Shelter	S04	14	21	15.000
Shelter	S04	15	10	2.000
Shelter	S04	16	41	23.000
Shelter	S04	17	132	38.000
Shelter	S04	18	35	4.000
Shelter	S04	19	9	1.000
Shelter	S04	20	8	1.000
Shelter	S04	21	117	1.000
Shelter	S04	22	101	3.000
Shelter	S04	23	65	7.000
Shelter	S04	24	147	4.000
Shelter	S04	25	63	1.000
Shelter	S05	1	2	6.000
Shelter	S05	2	140	1.000
Shelter	S05	3	80	343.000
Shelter	S05	4	1	318.000
Shelter	S05	5	16	1.000
Shelter	S05	6	25	19.000
Shelter	S05	7	30	2.000
Shelter	S05	8	46	1.000
Shelter	S05	9	19	2.000

Shelter	S05	10	75	5.000
Shelter	S05	11	13	3.000
Shelter	S05	12	20	20.000
Shelter	S05	13	33	7.000
Shelter	S05	14	53	3.000
Shelter	S05	15	131	26.000
Shelter	S05	16	105	32.000
Shelter	S05	17	23	9.000
Shelter	S05	18	11	4.000
Shelter	S05	19	44	2.000
Shelter	S05	20	22	15.000
Shelter	S05	21	21	21.000
Shelter	S05	22	10	9.000
Shelter	S05	23	41	30.000
Shelter	S05	24	14	8.000
Shelter	S05	25	134	10.000
Shelter	S05	26	55	1.000
Shelter	S05	27	5	9.000
Shelter	S05	28	132	1.000
Shelter	S05	29	35	1.000
Shelter	S05	30	154	4.000
Shelter	S05	31	8	1.000
Shelter	S05	32	89	3.000
Shelter	S05	33	65	1.000
Shelter	S05	34	155	2.000
Shelter	S06	1	2	2.000
Shelter	S06	2	80	297.000
Shelter	S06	3	7	2.000
Shelter	S06	4	1	910.000
Shelter	S06	5	16	1.000
Shelter	S06	6	25	10.000
Shelter	S06	7	30	1.000
Shelter	S06	8	46	3.000
Shelter	S06	9	75	11.000
Shelter	S06	10	20	3.000
Shelter	S06	11	33	2.000
Shelter	S06	12	53	6.000
Shelter	S06	13	131	10.000
Shelter	S06	14	105	3.000
Shelter	S06	15	23	1.000
Shelter	S06	16	21	9.000
Shelter	S06	17	10	15.000
Shelter	S06	18	18	1.000
Shelter	S06	19	41	5.000
Shelter	S06	20	14	12.000
Shelter	S06	21	5	1.000
Shelter	S06	22	43	2.000
Shelter	S06	23	8	1.000
Shelter	S06	24	89	5.000
Shelter	S06	25	101	6.000
Shelter	S07	1	6	1.000
Shelter	S07	2	80	752.000
Shelter	S07	3	7	4.000
Shelter	S07	4	1	113.000
Shelter	S07	5	67	1.000
Shelter	S07	6	59	2.000
Shelter	S07	7	25	5.000

Shelter	S07	8	46	8.000
Shelter	S07	9	19	22.000
Shelter	S07	10	75	13.000
Shelter	S07	11	20	1.000
Shelter	S07	12	33	6.000
Shelter	S07	13	131	19.000
Shelter	S07	14	23	6.000
Shelter	S07	15	11	1.000
Shelter	S07	16	44	1.000
Shelter	S07	17	22	3.000
Shelter	S07	18	21	57.000
Shelter	S07	19	10	5.000
Shelter	S07	20	41	10.000
Shelter	S07	21	14	31.000
Shelter	S07	22	134	6.000
Shelter	S07	23	5	24.000
Shelter	S07	24	132	1.000
Shelter	S07	25	35	10.000
Shelter	S07	26	154	2.000
Shelter	S07	27	8	1.000
Shelter	S07	28	89	2.000
Shelter	S07	29	101	10.000
Shelter	S07	30	65	2.000
Shelter	S07	31	112	3.000
Shelter	S08	1	2	1.000
Shelter	S08	2	80	548.000
Shelter	S08	3	7	5.000
Shelter	S08	4	1	896.000
Shelter	S08	5	46	1.000
Shelter	S08	6	19	49.000
Shelter	S08	7	75	37.000
Shelter	S08	8	20	5.000
Shelter	S08	9	33	2.000
Shelter	S08	10	131	12.000
Shelter	S08	11	23	4.000
Shelter	S08	12	22	1.000
Shelter	S08	13	21	53.000
Shelter	S08	14	10	7.000
Shelter	S08	15	41	32.000
Shelter	S08	16	14	24.000
Shelter	S08	17	134	1.000
Shelter	S08	18	5	9.000
Shelter	S08	19	35	6.000
Shelter	S08	20	139	1.000
Shelter	S08	21	8	2.000
Shelter	S08	22	40	1.000
Shelter	S08	23	101	8.000
Shelter	S08	24	65	2.000
Shelter	S08	25	84	1.000
Shelter	S08	26	57	1.000
Shelter	S09	1	6	1.000
Shelter	S09	2	80	508.000
Shelter	S09	3	7	1.000
Shelter	S09	4	1	726.000
Shelter	S09	5	59	1.000
Shelter	S09	6	25	1.000
Shelter	S09	7	46	5.000

Shelter	S09	8	19	9.000
Shelter	S09	9	75	9.000
Shelter	S09	10	20	6.000
Shelter	S09	11	161	1.000
Shelter	S09	12	33	7.000
Shelter	S09	13	53	3.000
Shelter	S09	14	131	2.000
Shelter	S09	15	105	4.000
Shelter	S09	16	23	10.000
Shelter	S09	17	44	1.000
Shelter	S09	18	22	4.000
Shelter	S09	19	69	1.000
Shelter	S09	20	21	41.000
Shelter	S09	21	10	6.000
Shelter	S09	22	41	2.000
Shelter	S09	23	14	8.000
Shelter	S09	24	134	24.000
Shelter	S09	25	5	12.000
Shelter	S09	26	35	4.000
Shelter	S09	27	143	1.000
Shelter	S09	28	154	5.000
Shelter	S09	29	8	2.000
Shelter	S09	30	66	1.000
Shelter	S09	31	101	11.000
Shelter	S09	32	65	6.000
Shelter	S10	1	80	1005.000
Shelter	S10	2	1	110.000
Shelter	S10	3	25	2.000
Shelter	S10	4	46	2.000
Shelter	S10	5	19	10.000
Shelter	S10	6	75	62.000
Shelter	S10	7	20	4.000
Shelter	S10	8	33	4.000
Shelter	S10	9	53	5.000
Shelter	S10	10	131	4.000
Shelter	S10	11	23	3.000
Shelter	S10	12	11	1.000
Shelter	S10	13	44	1.000
Shelter	S10	14	22	7.000
Shelter	S10	15	21	19.000
Shelter	S10	16	10	4.000
Shelter	S10	17	41	11.000
Shelter	S10	18	14	20.000
Shelter	S10	19	134	3.000
Shelter	S10	20	5	11.000
Shelter	S10	21	35	30.000
Shelter	S10	22	8	1.000
Shelter	S10	23	66	2.000
Shelter	S10	24	89	4.000
Shelter	S10	25	101	3.000
Shelter	S11	1	2	16.000
Shelter	S11	2	80	140.000
Shelter	S11	3	1	7.000
Shelter	S11	4	59	2.000
Shelter	S11	5	46	2.000
Shelter	S11	6	75	2.000
Shelter	S11	7	20	13.000

Shelter	S11	8	33	16.000
Shelter	S11	9	53	18.000
Shelter	S11	10	23	10.000
Shelter	S11	11	22	9.000
Shelter	S11	12	104	1.000
Shelter	S11	13	21	3.000
Shelter	S11	14	41	2.000
Shelter	S11	15	66	18.000
Shelter	S11	16	89	9.000
Shelter	S11	17	103	7.000
Shelter	S11	18	147	2.000
Shelter	S11	19	122	1.000
Shelter	S11	20	141	2.000
Shelter	S11	21	94	2.000
Shelter	S12	1	2	1.000
Shelter	S12	2	80	433.000
Shelter	S12	3	1	1.000
Shelter	S12	4	16	1.000
Shelter	S12	5	25	2.000
Shelter	S12	6	46	2.000
Shelter	S12	7	19	3.000
Shelter	S12	8	75	1.000
Shelter	S12	9	20	1.000
Shelter	S12	10	4	4.000
Shelter	S12	11	107	1.000
Shelter	S12	12	23	1.000
Shelter	S12	13	11	2.000
Shelter	S12	14	10	1.000
Shelter	S12	15	41	1.000
Shelter	S12	16	14	1.000
Shelter	S12	17	5	6.000
Shelter	S12	18	35	1.000
Shelter	S12	19	111	3.000
Shelter	S12	20	8	1.000
Shelter	S12	21	106	1.000
Shelter	S12	22	17	22.000
Shelter	S13	1	2	1.000
Shelter	S13	2	80	12595.000
Shelter	S13	3	7	2.000
Shelter	S13	4	1	128.000
Shelter	S13	5	83	2.000
Shelter	S13	6	67	4.000
Shelter	S13	7	160	1.000
Shelter	S13	8	131	2.000
Shelter	S13	9	23	1.000
Shelter	S13	10	69	62.000
Shelter	S13	11	71	77.000
Shelter	S13	12	21	605.000
Shelter	S13	13	10	10.000
Shelter	S13	14	55	1.000
Shelter	S13	15	5	3.000
Shelter	S13	16	132	15.000
Shelter	S13	17	9	101.000
Shelter	S13	18	8	1.000
Shelter	S13	19	81	1.000
Shelter	S14	1	80	5189.000
Shelter	S14	2	7	4.000

Shelter	S14	3	83	1.000
Shelter	S14	4	67	14.000
Shelter	S14	5	25	1.000
Shelter	S14	6	19	11.000
Shelter	S14	7	20	1.000
Shelter	S14	8	69	64.000
Shelter	S14	9	71	127.000
Shelter	S14	10	21	280.000
Shelter	S14	11	10	9.000
Shelter	S14	12	5	2.000
Shelter	S14	13	9	15.000
Shelter	S14	14	48	3.000
Shelter	S14	15	81	2.000
Shelter	S14	16	29	1.000
Shelter	S15	1	2	35.000
Shelter	S15	2	1	2.000
Shelter	S15	3	16	7.000
Shelter	S15	4	25	7.000
Shelter	S15	5	46	19.000
Shelter	S15	6	75	90.000
Shelter	S15	7	76	1.000
Shelter	S15	8	13	9.000
Shelter	S15	9	20	3.000
Shelter	S15	10	33	62.000
Shelter	S15	11	53	12.000
Shelter	S15	12	11	1.000
Shelter	S15	13	22	2.000
Shelter	S15	14	55	42.000
Shelter	S15	15	24	2.000
Shelter	S15	16	28	1.000
Shelter	S15	17	27	1.000
Shelter	S16	1	2	2.000
Shelter	S16	2	140	3.000
Shelter	S16	3	80	33.000
Shelter	S16	4	7	1.000
Shelter	S16	5	1	6.000
Shelter	S16	6	16	3.000
Shelter	S16	7	25	14.000
Shelter	S16	8	61	1.000
Shelter	S16	9	46	9.000
Shelter	S16	10	75	70.000
Shelter	S16	11	13	2.000
Shelter	S16	12	20	9.000
Shelter	S16	13	33	49.000
Shelter	S16	14	53	12.000
Shelter	S16	15	131	1.000
Shelter	S16	16	22	3.000
Shelter	S16	17	21	1.000
Shelter	S16	18	41	1.000
Shelter	S16	19	55	43.000
Shelter	S16	20	144	3.000
Shelter	S17	1	2	18.000
Shelter	S17	2	80	32.000
Shelter	S17	3	7	2.000
Shelter	S17	4	25	43.000
Shelter	S17	5	62	1.000
Shelter	S17	6	46	4.000

Shelter	S17	7	75	109.000
Shelter	S17	8	76	8.000
Shelter	S17	9	13	1.000
Shelter	S17	10	33	20.000
Shelter	S17	11	52	4.000
Shelter	S17	12	55	10.000
Shelter	S17	13	78	1.000
Shelter	S17	14	27	1.000
Shelter	S17	15	74	1.000
Shelter	S18	1	61	1.000
Shelter	S18	2	46	3.000
Shelter	S18	3	75	81.000
Shelter	S18	4	76	5.000
Shelter	S18	5	33	8.000
Shelter	S18	6	55	3.000
Shelter	S19	1	2	8.000
Shelter	S19	2	80	383.000
Shelter	S19	3	7	3.000
Shelter	S19	4	1	2.000
Shelter	S19	5	82	1.000
Shelter	S19	6	83	2.000
Shelter	S19	7	19	1.000
Shelter	S19	8	13	1.000
Shelter	S19	9	105	1.000
Shelter	S19	10	11	29.000
Shelter	S19	11	69	2.000
Shelter	S19	12	21	6.000
Shelter	S19	13	10	4.000
Shelter	S19	14	32	21.000
Shelter	S19	15	110	3.000
Shelter	S19	16	55	1.000
Shelter	S19	17	17	2.000
Shelter	S19	18	109	2.000
Shelter	S19	19	108	2.000
Shelter	S20	1	80	411.000
Shelter	S20	2	7	8.000
Shelter	S20	3	1	1.000
Shelter	S20	4	82	1.000
Shelter	S20	5	16	2.000
Shelter	S20	6	25	23.000
Shelter	S20	7	46	1.000
Shelter	S20	8	19	5.000
Shelter	S20	9	13	2.000
Shelter	S20	10	33	1.000
Shelter	S20	11	53	1.000
Shelter	S20	12	105	10.000
Shelter	S20	13	11	133.000
Shelter	S20	14	22	1.000
Shelter	S20	15	69	5.000
Shelter	S20	16	104	2.000
Shelter	S20	17	21	12.000
Shelter	S20	18	10	7.000
Shelter	S20	19	18	1.000
Shelter	S20	20	32	25.000
Shelter	S20	21	110	2.000
Shelter	S20	22	50	2.000
Shelter	S20	23	43	1.000

Shelter	S20	24	81	2.000
Shelter	S20	25	17	12.000
Shelter	S20	26	109	2.000
Shelter	S20	27	86	2.000
Shelter	S20	28	87	3.000
Shelter	S21	1	140	1.000
Shelter	S21	2	80	98.000
Shelter	S21	3	1	1.000
Shelter	S21	4	82	1.000
Shelter	S21	5	25	61.000
Shelter	S21	6	30	13.000
Shelter	S21	7	62	1.000
Shelter	S21	8	46	4.000
Shelter	S21	9	19	2.000
Shelter	S21	10	75	43.000
Shelter	S21	11	33	5.000
Shelter	S21	12	53	3.000
Shelter	S21	13	107	1.000
Shelter	S21	14	11	19.000
Shelter	S21	15	44	4.000
Shelter	S21	16	69	1.000
Shelter	S21	17	104	15.000
Shelter	S21	18	21	7.000
Shelter	S21	19	10	3.000
Shelter	S21	20	41	1.000
Shelter	S21	21	37	6.000
Shelter	S21	22	115	1.000
Shelter	S21	23	68	1.000
Shelter	S21	24	113	2.000
Shelter	S21	25	72	1.000
Shelter	S21	26	17	4.000
Shelter	S22	1	6	1.000
Shelter	S22	2	140	4.000
Shelter	S22	3	80	266.000
Shelter	S22	4	1	8.000
Shelter	S22	5	82	11.000
Shelter	S22	6	25	89.000
Shelter	S22	7	30	5.000
Shelter	S22	8	62	1.000
Shelter	S22	9	46	3.000
Shelter	S22	10	19	1.000
Shelter	S22	11	75	63.000
Shelter	S22	12	13	1.000
Shelter	S22	13	20	2.000
Shelter	S22	14	95	1.000
Shelter	S22	15	33	3.000
Shelter	S22	16	53	1.000
Shelter	S22	17	131	2.000
Shelter	S22	18	105	3.000
Shelter	S22	19	39	3.000
Shelter	S22	20	11	50.000
Shelter	S22	21	22	1.000
Shelter	S22	22	69	1.000
Shelter	S22	23	10	1.000
Shelter	S22	24	52	2.000
Shelter	S22	25	41	1.000
Shelter	S22	26	32	1.000

Shelter	S22	27	125	1.000
Shelter	S22	28	134	1.000
Shelter	S22	29	153	1.000
Shelter	S22	30	55	4.000
Shelter	S22	31	132	1.000
Shelter	S22	32	35	2.000
Shelter	S22	33	50	1.000
Shelter	S22	34	8	1.000
Shelter	S22	35	119	1.000
Shelter	S22	36	103	1.000
Shelter	S22	37	101	3.000
Shelter	S22	38	122	1.000
Shelter	S23	1	167	1.000
Shelter	S23	2	2	4.000
Shelter	S23	3	6	12.000
Shelter	S23	4	140	11.000
Shelter	S23	5	80	94.000
Shelter	S23	6	7	4.000
Shelter	S23	7	1	13.000
Shelter	S23	8	82	9.000
Shelter	S23	9	83	4.000
Shelter	S23	10	59	1.000
Shelter	S23	11	25	157.000
Shelter	S23	12	30	17.000
Shelter	S23	13	46	9.000
Shelter	S23	14	19	1.000
Shelter	S23	15	20	7.000
Shelter	S23	16	33	32.000
Shelter	S23	17	53	2.000
Shelter	S23	18	39	5.000
Shelter	S23	19	11	26.000
Shelter	S23	20	69	3.000
Shelter	S23	21	21	2.000
Shelter	S23	22	18	3.000
Shelter	S23	23	32	8.000
Shelter	S23	24	134	2.000
Shelter	S23	25	110	2.000
Shelter	S23	26	55	4.000
Shelter	S23	27	51	1.000
Shelter	S23	28	63	4.000
Shelter	S23	29	29	1.000
Shelter	S24	1	2	18.000
Shelter	S24	2	6	15.000
Shelter	S24	3	140	12.000
Shelter	S24	4	80	41.000
Shelter	S24	5	7	8.000
Shelter	S24	6	1	15.000
Shelter	S24	7	82	8.000
Shelter	S24	8	59	2.000
Shelter	S24	9	16	2.000
Shelter	S24	10	25	179.000
Shelter	S24	11	30	1.000
Shelter	S24	12	62	2.000
Shelter	S24	13	46	16.000
Shelter	S24	14	19	1.000
Shelter	S24	15	75	3.000
Shelter	S24	16	133	1.000

Shelter	S24	17	13	3.000
Shelter	S24	18	20	3.000
Shelter	S24	19	33	15.000
Shelter	S24	20	4	1.000
Shelter	S24	21	53	1.000
Shelter	S24	22	107	2.000
Shelter	S24	23	39	1.000
Shelter	S24	24	11	34.000
Shelter	S24	25	44	1.000
Shelter	S24	26	69	2.000
Shelter	S24	27	21	1.000
Shelter	S24	28	18	2.000
Shelter	S24	29	41	2.000
Shelter	S24	30	32	8.000
Shelter	S24	31	125	1.000
Shelter	S24	32	37	2.000
Shelter	S24	33	55	3.000
Shelter	S24	34	50	1.000
Shelter	S24	35	139	1.000
Shelter	S24	36	8	1.000
Shelter	S24	37	40	1.000
Shelter	S24	38	77	1.000
Shelter	S25	1	140	2.000
Shelter	S25	2	80	109.000
Shelter	S25	3	1	13.000
Shelter	S25	4	59	1.000
Shelter	S25	5	16	2.000
Shelter	S25	6	25	198.000
Shelter	S25	7	62	1.000
Shelter	S25	8	61	1.000
Shelter	S25	9	46	8.000
Shelter	S25	10	75	75.000
Shelter	S25	11	13	1.000
Shelter	S25	12	20	5.000
Shelter	S25	13	33	24.000
Shelter	S25	14	4	1.000
Shelter	S25	15	53	9.000
Shelter	S25	16	11	2.000
Shelter	S25	17	125	2.000
Shelter	S25	18	55	14.000
Shelter	S25	19	122	1.000
Shelter	S25	20	29	1.000
Shelter	S26	1	2	1.000
Shelter	S26	2	6	2.000
Shelter	S26	3	140	2.000
Shelter	S26	4	80	81.000
Shelter	S26	5	7	2.000
Shelter	S26	6	1	9.000
Shelter	S26	7	16	10.000
Shelter	S26	8	25	124.000
Shelter	S26	9	30	3.000
Shelter	S26	10	62	1.000
Shelter	S26	11	46	5.000
Shelter	S26	12	75	56.000
Shelter	S26	13	13	1.000
Shelter	S26	14	20	9.000
Shelter	S26	15	33	11.000

Shelter	S26	16	53	8.000
Shelter	S26	17	107	1.000
Shelter	S26	18	131	2.000
Shelter	S26	19	11	9.000
Shelter	S26	20	44	5.000
Shelter	S26	21	22	1.000
Shelter	S26	22	69	1.000
Shelter	S26	23	21	1.000
Shelter	S26	24	41	2.000
Shelter	S26	25	32	1.000
Shelter	S26	26	125	1.000
Shelter	S26	27	110	2.000
Shelter	S26	28	55	10.000
Shelter	S26	29	12	2.000
Shelter	S26	30	8	2.000
Shelter	S26	31	66	1.000
Shelter	S26	32	89	1.000
Shelter	S26	33	155	1.000
Shelter	S26	34	94	2.000
Shelter	S26	35	138	4.000
Shelter	S27	1	2	14.000
Shelter	S27	2	140	1.000
Shelter	S27	3	80	662.000
Shelter	S27	4	7	7.000
Shelter	S27	5	1	15.000
Shelter	S27	6	82	1.000
Shelter	S27	7	83	2.000
Shelter	S27	8	25	11.000
Shelter	S27	9	30	5.000
Shelter	S27	10	46	5.000
Shelter	S27	11	19	3.000
Shelter	S27	12	75	23.000
Shelter	S27	13	160	1.000
Shelter	S27	14	53	2.000
Shelter	S27	15	107	1.000
Shelter	S27	16	131	14.000
Shelter	S27	17	105	7.000
Shelter	S27	18	23	6.000
Shelter	S27	19	39	4.000
Shelter	S27	20	11	51.000
Shelter	S27	21	22	5.000
Shelter	S27	22	69	1.000
Shelter	S27	23	71	1.000
Shelter	S27	24	104	3.000
Shelter	S27	25	21	23.000
Shelter	S27	26	10	20.000
Shelter	S27	27	41	5.000
Shelter	S27	28	32	4.000
Shelter	S27	29	37	8.000
Shelter	S27	30	14	2.000
Shelter	S27	31	134	7.000
Shelter	S27	32	110	13.000
Shelter	S27	33	158	1.000
Shelter	S27	34	132	4.000
Shelter	S27	35	35	24.000
Shelter	S27	36	50	3.000
Shelter	S27	37	66	1.000

Shelter	S27	38	113	3.000
Shelter	S27	39	101	9.000
Shelter	S27	40	63	8.000
Shelter	S27	41	157	2.000
Shelter	S28	1	2	3.000
Shelter	S28	2	140	1.000
Shelter	S28	3	80	351.000
Shelter	S28	4	7	7.000
Shelter	S28	5	1	6.000
Shelter	S28	6	82	4.000
Shelter	S28	7	16	1.000
Shelter	S28	8	25	6.000
Shelter	S28	9	30	2.000
Shelter	S28	10	19	1.000
Shelter	S28	11	33	2.000
Shelter	S28	12	131	15.000
Shelter	S28	13	105	9.000
Shelter	S28	14	11	30.000
Shelter	S28	15	44	1.000
Shelter	S28	16	69	3.000
Shelter	S28	17	71	1.000
Shelter	S28	18	104	1.000
Shelter	S28	19	21	10.000
Shelter	S28	20	10	11.000
Shelter	S28	21	32	9.000
Shelter	S28	22	134	2.000
Shelter	S28	23	110	5.000
Shelter	S28	24	132	5.000
Shelter	S28	25	50	3.000
Shelter	S28	26	43	2.000
Shelter	S28	27	64	1.000
Shelter	S28	28	66	1.000
Shelter	S28	29	113	1.000
Shelter	S28	30	51	1.000
Shelter	S28	31	101	1.000
Shelter	S28	32	63	2.000
Shelter	S29	1	2	2.000
Shelter	S29	2	140	1.000
Shelter	S29	3	80	161.000
Shelter	S29	4	7	4.000
Shelter	S29	5	1	2.000
Shelter	S29	6	16	1.000
Shelter	S29	7	25	5.000
Shelter	S29	8	19	6.000
Shelter	S29	9	131	4.000
Shelter	S29	10	11	5.000
Shelter	S29	11	69	4.000
Shelter	S29	12	71	138.000
Shelter	S29	13	21	9.000
Shelter	S29	14	10	19.000
Shelter	S29	15	32	4.000
Shelter	S29	16	110	7.000
Shelter	S29	17	5	5.000
Shelter	S29	18	50	1.000
Shelter	S29	19	12	28.000
Shelter	S29	20	72	2.000
Shelter	S30	1	80	97.000

Shelter	S30	2	7	8.000
Shelter	S30	3	1	2.000
Shelter	S30	4	16	5.000
Shelter	S30	5	25	2.000
Shelter	S30	6	13	1.000
Shelter	S30	7	20	2.000
Shelter	S30	8	131	4.000
Shelter	S30	9	11	6.000
Shelter	S30	10	69	1.000
Shelter	S30	11	71	174.000
Shelter	S30	12	21	2.000
Shelter	S30	13	10	18.000
Shelter	S30	14	18	2.000
Shelter	S30	15	32	5.000
Shelter	S30	16	110	2.000
Shelter	S30	17	5	3.000
Shelter	S30	18	50	2.000
Shelter	S30	19	8	1.000
Shelter	S31	1	6	1.000
Shelter	S31	2	140	5.000
Shelter	S31	3	80	123.000
Shelter	S31	4	7	2.000
Shelter	S31	5	1	11.000
Shelter	S31	6	82	1.000
Shelter	S31	7	25	127.000
Shelter	S31	8	30	1.000
Shelter	S31	9	62	3.000
Shelter	S31	10	61	1.000
Shelter	S31	11	46	3.000
Shelter	S31	12	19	1.000
Shelter	S31	13	75	128.000
Shelter	S31	14	13	1.000
Shelter	S31	15	33	3.000
Shelter	S31	16	53	2.000
Shelter	S31	17	11	5.000
Shelter	S31	18	10	1.000
Shelter	S31	19	134	1.000
Shelter	S31	20	55	4.000
Shelter	S31	21	111	1.000
Shelter	S31	22	139	2.000
Shelter	S31	23	66	5.000
Shelter	S31	24	89	1.000
Shelter	S31	25	17	2.000
Shelter	S31	26	84	1.000
Shelter	S31	27	162	1.000
Shelter	S31	28	47	1.000
Shelter	S32	1	2	2.000
Shelter	S32	2	140	5.000
Shelter	S32	3	80	47.000
Shelter	S32	4	7	1.000
Shelter	S32	5	1	23.000
Shelter	S32	6	59	2.000
Shelter	S32	7	16	1.000
Shelter	S32	8	25	284.000
Shelter	S32	9	30	2.000
Shelter	S32	10	62	6.000
Shelter	S32	11	46	5.000

Shelter	S32	12	75	64.000
Shelter	S32	13	76	1.000
Shelter	S32	14	13	2.000
Shelter	S32	15	20	3.000
Shelter	S32	16	33	13.000
Shelter	S32	17	53	3.000
Shelter	S32	18	131	1.000
Shelter	S32	19	11	21.000
Shelter	S32	20	21	2.000
Shelter	S32	21	55	2.000
Shelter	S32	22	5	2.000
Shelter	S32	23	66	2.000
Shelter	S32	24	89	2.000
Shelter	S32	25	101	1.000
Shelter	S32	26	86	1.000
Shelter	S32	27	165	1.000
Shelter	S32	28	34	1.000
Shelter	S33	1	2	1.000
Shelter	S33	2	6	2.000
Shelter	S33	3	140	3.000
Shelter	S33	4	80	204.000
Shelter	S33	5	7	1.000
Shelter	S33	6	1	5.000
Shelter	S33	7	59	1.000
Shelter	S33	8	16	1.000
Shelter	S33	9	25	127.000
Shelter	S33	10	30	21.000
Shelter	S33	11	62	6.000
Shelter	S33	12	61	1.000
Shelter	S33	13	46	25.000
Shelter	S33	14	19	5.000
Shelter	S33	15	75	54.000
Shelter	S33	16	76	2.000
Shelter	S33	17	13	1.000
Shelter	S33	18	20	7.000
Shelter	S33	19	33	19.000
Shelter	S33	20	53	1.000
Shelter	S33	21	11	27.000
Shelter	S33	22	69	1.000
Shelter	S33	23	104	3.000
Shelter	S33	24	21	10.000
Shelter	S33	25	32	2.000
Shelter	S33	26	55	1.000
Shelter	S33	27	5	4.000
Shelter	S33	28	111	6.000
Shelter	S33	29	139	2.000
Shelter	S33	30	66	3.000
Shelter	S33	31	51	1.000
Shelter	S33	32	101	3.000
Shelter	S33	33	84	1.000
Shelter	S33	34	86	2.000
Shelter	S33	35	47	1.000
Shelter	S33	36	165	2.000
Shelter	S34	1	2	1.000
Shelter	S34	2	6	2.000
Shelter	S34	3	140	3.000
Shelter	S34	4	145	2.000

Shelter	S34	5	80	40.000
Shelter	S34	6	7	2.000
Shelter	S34	7	1	4.000
Shelter	S34	8	82	1.000
Shelter	S34	9	16	3.000
Shelter	S34	10	25	60.000
Shelter	S34	11	30	20.000
Shelter	S34	12	62	5.000
Shelter	S34	13	46	3.000
Shelter	S34	14	19	1.000
Shelter	S34	15	75	5.000
Shelter	S34	16	13	1.000
Shelter	S34	17	20	2.000
Shelter	S34	18	33	1.000
Shelter	S34	19	53	1.000
Shelter	S34	20	11	7.000
Shelter	S34	21	69	1.000
Shelter	S34	22	21	6.000
Shelter	S34	23	18	3.000
Shelter	S34	24	32	3.000
Shelter	S34	25	134	5.000
Shelter	S34	26	55	1.000
Shelter	S34	27	143	2.000
Shelter	S34	28	142	1.000
Shelter	S34	29	118	1.000
Shelter	S34	30	144	1.000
Shelter	S34	31	66	2.000
Shelter	S34	32	78	2.000
Shelter	S34	33	84	1.000
Shelter	S34	34	146	1.000
Shelter	S35	1	6	1.000
Shelter	S35	2	80	113.000
Shelter	S35	3	1	5.000
Shelter	S35	4	25	416.000
Shelter	S35	5	62	3.000
Shelter	S35	6	46	8.000
Shelter	S35	7	19	1.000
Shelter	S35	8	75	274.000
Shelter	S35	9	76	1.000
Shelter	S35	10	13	5.000
Shelter	S35	11	33	17.000
Shelter	S35	12	4	1.000
Shelter	S35	13	53	13.000
Shelter	S35	14	131	1.000
Shelter	S35	15	11	54.000
Shelter	S35	16	22	1.000
Shelter	S35	17	55	8.000
Shelter	S35	18	132	1.000
Shelter	S35	19	35	1.000
Shelter	S35	20	118	1.000
Shelter	S35	21	89	5.000
Shelter	S35	22	103	1.000
Shelter	S36	1	2	5.000
Shelter	S36	2	140	1.000
Shelter	S36	3	80	31.000
Shelter	S36	4	7	1.000
Shelter	S36	5	1	4.000

Shelter	S36	6	82	1.000
Shelter	S36	7	59	1.000
Shelter	S36	8	16	1.000
Shelter	S36	9	25	211.000
Shelter	S36	10	62	1.000
Shelter	S36	11	46	5.000
Shelter	S36	12	75	100.000
Shelter	S36	13	13	2.000
Shelter	S36	14	20	1.000
Shelter	S36	15	33	6.000
Shelter	S36	16	53	7.000
Shelter	S36	17	131	1.000
Shelter	S36	18	105	1.000
Shelter	S36	19	11	48.000
Shelter	S36	20	10	1.000
Shelter	S36	21	134	1.000
Shelter	S36	22	55	12.000
Shelter	S36	23	132	3.000
Shelter	S36	24	143	1.000
Shelter	S36	25	139	1.000
Shelter	S36	26	66	2.000
Shelter	S36	27	89	5.000
Shelter	S37	1	6	1.000
Shelter	S37	2	140	2.000
Shelter	S37	3	80	9.000
Shelter	S37	4	7	1.000
Shelter	S37	5	16	1.000
Shelter	S37	6	25	68.000
Shelter	S37	7	62	3.000
Shelter	S37	8	19	3.000
Shelter	S37	9	75	102.000
Shelter	S37	10	76	6.000
Shelter	S37	11	13	1.000
Shelter	S37	12	20	9.000
Shelter	S37	13	33	10.000
Shelter	S37	14	53	4.000
Shelter	S37	15	21	1.000
Shelter	S37	16	41	3.000
Shelter	S37	17	55	4.000
Shelter	S37	18	85	1.000
Shelter	S37	19	66	4.000
Shelter	S37	20	89	1.000
Shelter	S37	21	70	1.000
Shelter	S37	22	51	2.000
Shelter	S37	23	84	2.000
Shelter	S37	24	34	1.000
Shelter	S37	25	88	1.000
Shelter	S38	1	80	16.000
Shelter	S38	2	7	1.000
Shelter	S38	3	1	70.000
Shelter	S38	4	16	4.000
Shelter	S38	5	25	260.000
Shelter	S38	6	30	1.000
Shelter	S38	7	46	3.000
Shelter	S38	8	19	1.000
Shelter	S38	9	75	125.000
Shelter	S38	10	76	2.000

Shelter	S38	11	13	3.000
Shelter	S38	12	20	2.000
Shelter	S38	13	95	1.000
Shelter	S38	14	33	18.000
Shelter	S38	15	53	8.000
Shelter	S38	16	69	1.000
Shelter	S38	17	55	4.000
Shelter	S38	18	66	3.000
Shelter	S38	19	78	1.000
Shelter	S38	20	70	1.000
Shelter	S38	21	94	1.000
Shelter	S38	22	93	1.000
Shelter	S38	23	92	1.000
Shelter	S38	24	54	1.000
Shelter	S39	1	140	1.000
Shelter	S39	2	80	6.000
Shelter	S39	3	1	5.000
Shelter	S39	4	82	1.000
Shelter	S39	5	16	4.000
Shelter	S39	6	25	134.000
Shelter	S39	7	30	2.000
Shelter	S39	8	62	4.000
Shelter	S39	9	61	4.000
Shelter	S39	10	46	14.000
Shelter	S39	11	75	268.000
Shelter	S39	12	13	1.000
Shelter	S39	13	20	4.000
Shelter	S39	14	33	20.000
Shelter	S39	15	53	10.000
Shelter	S39	16	39	6.000
Shelter	S39	17	11	18.000
Shelter	S39	18	44	6.000
Shelter	S39	19	69	1.000
Shelter	S39	20	10	1.000
Shelter	S39	21	41	11.000
Shelter	S39	22	110	1.000
Shelter	S39	23	55	8.000
Shelter	S39	24	43	1.000
Shelter	S39	25	139	1.000
Shelter	S39	26	119	1.000
Shelter	S39	27	66	1.000
Shelter	S39	28	89	1.000
Shelter	S39	29	103	2.000
Shelter	S39	30	141	1.000
Shelter	S39	31	15	2.000
Shelter	S40	1	2	15.000
Shelter	S40	2	6	1.000
Shelter	S40	3	140	3.000
Shelter	S40	4	80	17.000
Shelter	S40	5	7	4.000
Shelter	S40	6	1	24.000
Shelter	S40	7	82	2.000
Shelter	S40	8	16	1.000
Shelter	S40	9	25	79.000
Shelter	S40	10	30	2.000
Shelter	S40	11	46	40.000
Shelter	S40	12	75	51.000

Shelter	S40	13	13	3.000
Shelter	S40	14	20	7.000
Shelter	S40	15	33	29.000
Shelter	S40	16	53	2.000
Shelter	S40	17	131	2.000
Shelter	S40	18	105	1.000
Shelter	S40	19	23	1.000
Shelter	S40	20	11	27.000
Shelter	S40	21	44	8.000
Shelter	S40	22	22	3.000
Shelter	S40	23	69	5.000
Shelter	S40	24	104	2.000
Shelter	S40	25	21	3.000
Shelter	S40	26	10	1.000
Shelter	S40	27	18	5.000
Shelter	S40	28	164	1.000
Shelter	S40	29	37	2.000
Shelter	S40	30	134	2.000
Shelter	S40	31	55	1.000
Shelter	S40	32	111	4.000
Shelter	S40	33	50	2.000
Shelter	S40	34	43	1.000
Shelter	S40	35	139	1.000
Shelter	S40	36	66	2.000
Shelter	S40	37	89	4.000
Shelter	S40	38	117	1.000
Shelter	S40	39	51	1.000
Shelter	S41	1	80	32.000
Shelter	S41	2	7	14.000
Shelter	S41	3	1	28.000
Shelter	S41	4	82	1.000
Shelter	S41	5	25	2.000
Shelter	S41	6	46	1.000
Shelter	S41	7	33	1.000
Shelter	S41	8	105	1.000
Shelter	S41	9	11	12.000
Shelter	S41	10	44	2.000
Shelter	S41	11	69	2.000
Shelter	S41	12	71	4.000
Shelter	S41	13	10	5.000
Shelter	S41	14	18	2.000
Shelter	S41	15	50	2.000
Shelter	S41	16	64	1.000
Shelter	S41	17	101	1.000
Shelter	S42	1	6	1.000
Shelter	S42	2	140	1.000
Shelter	S42	3	80	31.000
Shelter	S42	4	7	8.000
Shelter	S42	5	1	7.000
Shelter	S42	6	16	1.000
Shelter	S42	7	25	5.000
Shelter	S42	8	30	1.000
Shelter	S42	9	19	3.000
Shelter	S42	10	11	10.000
Shelter	S42	11	69	3.000
Shelter	S42	12	21	2.000
Shelter	S42	13	10	12.000

Shelter	S42	14	18	1.000
Shelter	S42	15	50	5.000
Shelter	S42	16	9	1.000
Shelter	S42	17	64	1.000
Shelter	S42	18	152	1.000
Shelter	S42	19	51	1.000
Shelter	S42	20	101	1.000
Shelter	S43	1	80	35.000
Shelter	S43	2	7	7.000
Shelter	S43	3	82	9.000
Shelter	S43	4	83	2.000
Shelter	S43	5	20	1.000
Shelter	S43	6	69	6.000
Shelter	S43	7	71	1.000
Shelter	S43	8	10	7.000
Shelter	S43	9	18	10.000
Shelter	S43	10	50	9.000
Shelter	S43	11	45	11.000
Shelter	S43	12	64	1.000
Shelter	S43	13	24	1.000
Shelter	S43	14	40	2.000
Shelter	S43	15	81	5.000
Shelter	S43	16	100	1.000
Shelter	S44	1	6	1.000
Shelter	S44	2	80	92.000
Shelter	S44	3	7	7.000
Shelter	S44	4	82	11.000
Shelter	S44	5	25	1.000
Shelter	S44	6	19	1.000
Shelter	S44	7	75	2.000
Shelter	S44	8	133	1.000
Shelter	S44	9	11	3.000
Shelter	S44	10	44	7.000
Shelter	S44	11	69	1.000
Shelter	S44	12	10	10.000
Shelter	S44	13	18	2.000
Shelter	S44	14	32	2.000
Shelter	S44	15	55	1.000
Shelter	S44	16	50	2.000
Shelter	S44	17	64	1.000
Shelter	S44	18	89	1.000
Shelter	S45	1	2	4.000
Shelter	S45	2	6	2.000
Shelter	S45	3	80	2.000
Shelter	S45	4	1	5.000
Shelter	S45	5	82	1.000
Shelter	S45	6	25	8.000
Shelter	S45	7	46	2.000
Shelter	S45	8	75	44.000
Shelter	S45	9	53	3.000
Shelter	S45	10	131	1.000
Shelter	S45	11	105	1.000
Shelter	S45	12	39	1.000
Shelter	S45	13	11	2.000
Shelter	S45	14	44	18.000
Shelter	S45	15	69	3.000
Shelter	S45	16	104	1.000

Shelter	S45	17	21	1.000
Shelter	S45	18	10	2.000
Shelter	S45	19	18	1.000
Shelter	S45	20	52	1.000
Shelter	S45	21	132	1.000
Shelter	S45	22	50	1.000
Shelter	S45	23	66	20.000
Shelter	S45	24	103	1.000
Shelter	S46	1	2	4.000
Shelter	S46	2	80	12.000
Shelter	S46	3	1	1.000
Shelter	S46	4	82	1.000
Shelter	S46	5	67	1.000
Shelter	S46	6	16	1.000
Shelter	S46	7	25	26.000
Shelter	S46	8	46	6.000
Shelter	S46	9	163	1.000
Shelter	S46	10	75	119.000
Shelter	S46	11	13	1.000
Shelter	S46	12	20	18.000
Shelter	S46	13	33	3.000
Shelter	S46	14	53	2.000
Shelter	S46	15	105	2.000
Shelter	S46	16	11	1.000
Shelter	S46	17	44	8.000
Shelter	S46	18	69	2.000
Shelter	S46	19	104	4.000
Shelter	S46	20	10	1.000
Shelter	S46	21	55	4.000
Shelter	S46	22	111	3.000
Shelter	S46	23	8	7.000
Shelter	S46	24	119	1.000
Shelter	S46	25	66	15.000
Shelter	S46	26	89	2.000
Shelter	S47	1	80	28.000
Shelter	S47	2	7	8.000
Shelter	S47	3	82	1.000
Shelter	S47	4	25	1.000
Shelter	S47	5	75	1.000
Shelter	S47	6	11	2.000
Shelter	S47	7	44	4.000
Shelter	S47	8	69	4.000
Shelter	S47	9	10	1.000
Shelter	S47	10	32	1.000
Shelter	S47	11	129	1.000
Shelter	S47	12	50	2.000
Shelter	S47	13	51	1.000
Shelter	S47	14	103	1.000
Shelter	S47	15	101	1.000
Shelter	S47	16	130	1.000
Shelter	S48	1	80	6.000
Shelter	S48	2	7	11.000
Shelter	S48	3	1	3.000
Shelter	S48	4	82	11.000
Shelter	S48	5	25	1.000
Shelter	S48	6	33	1.000
Shelter	S48	7	105	1.000

Shelter	S48	8	11	3.000
Shelter	S48	9	44	2.000
Shelter	S48	10	69	3.000
Shelter	S48	11	10	7.000
Shelter	S48	12	18	6.000
Shelter	S48	13	32	1.000
Shelter	S48	14	129	3.000
Shelter	S48	15	50	1.000
Shelter	S48	16	43	3.000
Shelter	S48	17	9	1.000
Shelter	S48	18	48	1.000
Shelter	S49	1	80	9.000
Shelter	S49	2	7	1.000
Shelter	S49	3	1	3.000
Shelter	S49	4	33	1.000
Shelter	S49	5	44	1.000
Shelter	S49	6	69	1.000
Shelter	S49	7	10	4.000
Shelter	S49	8	125	7.000
Shelter	S49	9	116	13.000
Shelter	S49	10	31	29.000
Shelter	S49	11	103	1.000
Shelter	S49	12	127	1.000
Shelter	S50	1	80	21.000
Shelter	S50	2	1	1.000
Shelter	S50	3	25	1.000
Shelter	S50	4	44	1.000
Shelter	S50	5	125	11.000
Shelter	S50	6	116	25.000
Shelter	S50	7	14	1.000
Shelter	S50	8	31	42.000
Shelter	S50	9	127	1.000
Shelter	S50	10	128	1.000
Shelter	S51	1	80	6.000
Shelter	S51	2	25	1.000
Shelter	S51	3	18	2.000
Shelter	S51	4	125	14.000
Shelter	S51	5	116	1.000
Shelter	S51	6	31	15.000
Shelter	S51	7	103	2.000
Shelter	S51	8	127	1.000
Shelter	S51	9	128	1.000
Shelter	S51	10	124	5.000
Shelter	S51	11	126	2.000
Shelter	S52	1	80	5.000
Shelter	S52	2	25	1.000
Shelter	S52	3	44	1.000
Shelter	S52	4	69	1.000
Shelter	S52	5	18	1.000
Shelter	S52	6	125	18.000
Shelter	S52	7	116	1.000
Shelter	S52	8	31	7.000
Shelter	S52	9	103	1.000
Shelter	S52	10	124	5.000
Shelter	S52	11	126	1.000
Shelter	S53	1	2	1.000
Shelter	S53	2	6	2.000

Shelter	S53	3	80	38.000
Shelter	S53	4	1	2.000
Shelter	S53	5	16	1.000
Shelter	S53	6	25	5.000
Shelter	S53	7	30	4.000
Shelter	S53	8	46	25.000
Shelter	S53	9	75	7.000
Shelter	S53	10	13	2.000
Shelter	S53	11	20	18.000
Shelter	S53	12	33	22.000
Shelter	S53	13	4	1.000
Shelter	S53	14	53	6.000
Shelter	S53	15	39	20.000
Shelter	S53	16	11	8.000
Shelter	S53	17	44	25.000
Shelter	S53	18	22	2.000
Shelter	S53	19	69	1.000
Shelter	S53	20	104	1.000
Shelter	S53	21	21	5.000
Shelter	S53	22	18	1.000
Shelter	S53	23	125	1.000
Shelter	S53	24	37	6.000
Shelter	S53	25	110	1.000
Shelter	S53	26	55	2.000
Shelter	S53	27	150	3.000
Shelter	S53	28	43	1.000
Shelter	S53	29	9	2.000
Shelter	S53	30	45	3.000
Shelter	S53	31	143	2.000
Shelter	S53	32	64	1.000
Shelter	S53	33	8	3.000
Shelter	S53	34	119	2.000
Shelter	S53	35	66	1.000
Shelter	S53	36	117	1.000
Shelter	S53	37	148	2.000
Shelter	S53	38	101	1.000
Shelter	S53	39	29	1.000
Shelter	S53	40	138	6.000
Shelter	S53	41	149	1.000
Shelter	S54	1	80	43.000
Shelter	S54	2	7	4.000
Shelter	S54	3	82	1.000
Shelter	S54	4	16	1.000
Shelter	S54	5	25	1.000
Shelter	S54	6	46	2.000
Shelter	S54	7	20	2.000
Shelter	S54	8	4	1.000
Shelter	S54	9	11	8.000
Shelter	S54	10	44	5.000
Shelter	S54	11	21	1.000
Shelter	S54	12	10	1.000
Shelter	S54	13	18	1.000
Shelter	S54	14	9	5.000
Shelter	S54	15	118	1.000
Shelter	S54	16	8	1.000
Shelter	S54	17	119	2.000
Shelter	S54	18	117	1.000

Shelter	S54	19	120	1.000
Shelter	S55	1	2	66.000
Shelter	S55	2	140	1.000
Shelter	S55	3	80	65.000
Shelter	S55	4	1	89.000
Shelter	S55	5	83	1.000
Shelter	S55	6	16	18.000
Shelter	S55	7	25	146.000
Shelter	S55	8	30	11.000
Shelter	S55	9	46	230.000
Shelter	S55	10	75	2.000
Shelter	S55	11	13	3.000
Shelter	S55	12	20	10.000
Shelter	S55	13	33	26.000
Shelter	S55	14	53	1.000
Shelter	S55	15	107	6.000
Shelter	S55	16	131	1.000
Shelter	S55	17	11	1.000
Shelter	S55	18	44	8.000
Shelter	S55	19	22	2.000
Shelter	S55	20	104	10.000
Shelter	S55	21	21	2.000
Shelter	S55	22	41	2.000
Shelter	S55	23	55	14.000
Shelter	S55	24	8	8.000
Shelter	S55	25	66	11.000
Shelter	S55	26	36	1.000
Shelter	S55	27	34	2.000
Shelter	S55	28	26	1.000
Shelter	S56	1	2	119.000
Shelter	S56	2	140	1.000
Shelter	S56	3	80	43.000
Shelter	S56	4	1	30.000
Shelter	S56	5	16	4.000
Shelter	S56	6	25	25.000
Shelter	S56	7	62	1.000
Shelter	S56	8	46	159.000
Shelter	S56	9	75	13.000
Shelter	S56	10	13	8.000
Shelter	S56	11	20	2.000
Shelter	S56	12	33	82.000
Shelter	S56	13	53	15.000
Shelter	S56	14	131	1.000
Shelter	S56	15	44	5.000
Shelter	S56	16	22	3.000
Shelter	S56	17	10	1.000
Shelter	S56	18	41	16.000
Shelter	S56	19	110	3.000
Shelter	S56	20	55	10.000
Shelter	S56	21	132	19.000
Shelter	S56	22	8	9.000
Shelter	S56	23	119	1.000
Shelter	S56	24	66	9.000
Shelter	S56	25	27	2.000
Shelter	S56	26	138	2.000
Shelter	S56	27	34	1.000
Shelter	S57	1	2	13.000

Shelter	S57	2	80	76.000
Shelter	S57	3	16	2.000
Shelter	S57	4	30	1.000
Shelter	S57	5	46	44.000
Shelter	S57	6	75	16.000
Shelter	S57	7	13	2.000
Shelter	S57	8	20	4.000
Shelter	S57	9	33	23.000
Shelter	S57	10	53	8.000
Shelter	S57	11	23	1.000
Shelter	S57	12	11	1.000
Shelter	S57	13	44	4.000
Shelter	S57	14	22	5.000
Shelter	S57	15	104	3.000
Shelter	S57	16	21	1.000
Shelter	S57	17	10	1.000
Shelter	S57	18	41	12.000
Shelter	S57	19	55	7.000
Shelter	S57	20	43	1.000
Shelter	S57	21	89	1.000
Shelter	S57	22	147	8.000
Shelter	S57	23	138	3.000
Shelter	S57	24	135	1.000
Shelter	S58	1	2	54.000
Shelter	S58	2	80	150.000
Shelter	S58	3	7	1.000
Shelter	S58	4	1	12.000
Shelter	S58	5	62	1.000
Shelter	S58	6	46	38.000
Shelter	S58	7	75	51.000
Shelter	S58	8	20	5.000
Shelter	S58	9	33	34.000
Shelter	S58	10	53	6.000
Shelter	S58	11	105	4.000
Shelter	S58	12	11	2.000
Shelter	S58	13	44	4.000
Shelter	S58	14	22	1.000
Shelter	S58	15	21	7.000
Shelter	S58	16	41	38.000
Shelter	S58	17	37	8.000
Shelter	S58	18	55	9.000
Shelter	S58	19	132	2.000
Shelter	S58	20	43	1.000
Shelter	S58	21	154	5.000
Shelter	S58	22	66	2.000
Shelter	S58	23	89	4.000
Shelter	S58	24	138	7.000
Shelter	S58	25	38	1.000
Shelter	S59	1	2	23.000
Shelter	S59	2	6	1.000
Shelter	S59	3	80	63.000
Shelter	S59	4	1	3.000
Shelter	S59	5	30	1.000
Shelter	S59	6	46	77.000
Shelter	S59	7	13	2.000
Shelter	S59	8	20	10.000
Shelter	S59	9	33	16.000

Shelter S59	10	23	2.000
Shelter S59	11	11	32.000
Shelter S59	12	44	4.000
Shelter S59	13	22	2.000
Shelter S59	14	41	26.000
Shelter S59	15	56	1.000
Shelter S59	16	81	45.000
Shelter S60	1	2	9.000
Shelter S60	2	80	115.000
Shelter S60	3	1	5.000
Shelter S60	4	82	1.000
Shelter S60	5	16	20.000
Shelter S60	6	25	1.000
Shelter S60	7	46	88.000
Shelter S60	8	75	48.000
Shelter S60	9	13	18.000
Shelter S60	10	20	41.000
Shelter S60	11	33	118.000
Shelter S60	12	4	3.000
Shelter S60	13	53	19.000
Shelter S60	14	23	7.000
Shelter S60	15	44	3.000
Shelter S60	16	22	32.000
Shelter S60	17	21	1.000
Shelter S60	18	41	206.000
Shelter S60	19	55	88.000
Shelter S60	20	85	1.000
Shelter S60	21	66	1.000
Shelter S60	22	78	1.000
Shelter S60	23	81	2.000
Shelter S60	24	101	5.000
Shelter S60	25	147	1.000
Shelter S60	26	29	1.000
Shelter S60	27	138	5.000
Shelter S60	28	26	2.000
Shelter S60	29	169	1.000
Shelter S61	1	80	5.000
Shelter S61	2	1	136.000
Shelter S61	3	25	64.000
Shelter S61	4	46	10.000
Shelter S61	5	75	46.000
Shelter S61	6	13	6.000
Shelter S61	7	20	3.000
Shelter S61	8	33	14.000
Shelter S61	9	53	6.000
Shelter S61	10	131	1.000
Shelter S61	11	39	7.000
Shelter S61	12	11	11.000
Shelter S61	13	44	2.000
Shelter S61	14	22	1.000
Shelter S61	15	104	2.000
Shelter S61	16	21	1.000
Shelter S61	17	10	1.000
Shelter S61	18	32	1.000
Shelter S61	19	37	6.000
Shelter S61	20	14	1.000
Shelter S61	21	153	3.000

Shelter S61	22	55	3.000
Shelter S61	23	43	1.000
Shelter S61	24	8	2.000
Shelter S61	25	66	2.000
Shelter S61	26	89	1.000
Shelter S61	27	36	1.000
Shelter S61	28	86	3.000
Shelter S61	29	138	3.000
Shelter S61	30	38	3.000
Shelter S62	1	2	27.000
Shelter S62	2	80	32.000
Shelter S62	3	1	20.000
Shelter S62	4	16	1.000
Shelter S62	5	25	24.000
Shelter S62	6	46	6.000
Shelter S62	7	19	3.000
Shelter S62	8	75	15.000
Shelter S62	9	13	2.000
Shelter S62	10	20	3.000
Shelter S62	11	33	16.000
Shelter S62	12	160	2.000
Shelter S62	13	53	1.000
Shelter S62	14	131	1.000
Shelter S62	15	11	3.000
Shelter S62	16	44	1.000
Shelter S62	17	104	3.000
Shelter S62	18	137	1.000
Shelter S62	19	55	2.000
Shelter S62	20	132	4.000
Shelter S62	21	8	1.000
Shelter S62	22	66	5.000
Shelter S62	23	89	2.000
Shelter S62	24	138	1.000
Shelter S63	1	2	1.000
Shelter S63	2	140	1.000
Shelter S63	3	80	9.000
Shelter S63	4	1	12.000
Shelter S63	5	82	1.000
Shelter S63	6	59	1.000
Shelter S63	7	16	2.000
Shelter S63	8	25	45.000
Shelter S63	9	46	434.000
Shelter S63	10	75	51.000
Shelter S63	11	13	5.000
Shelter S63	12	20	28.000
Shelter S63	13	33	113.000
Shelter S63	14	53	15.000
Shelter S63	15	123	1.000
Shelter S63	16	11	9.000
Shelter S63	17	44	5.000
Shelter S63	18	22	4.000
Shelter S63	19	10	1.000
Shelter S63	20	41	37.000
Shelter S63	21	55	70.000
Shelter S63	22	35	2.000
Shelter S63	23	85	8.000
Shelter S63	24	111	5.000

Shelter S63	25	118	2.000
Shelter S63	26	36	2.000
Shelter S63	27	48	5.000
Shelter S63	28	122	1.000
Shelter S64	1	2	120.000
Shelter S64	2	80	40.000
Shelter S64	3	16	1.000
Shelter S64	4	25	30.000
Shelter S64	5	30	1.000
Shelter S64	6	46	43.000
Shelter S64	7	75	12.000
Shelter S64	8	13	1.000
Shelter S64	9	20	15.000
Shelter S64	10	33	48.000
Shelter S64	11	53	21.000
Shelter S64	12	105	1.000
Shelter S64	13	11	25.000
Shelter S64	14	44	4.000
Shelter S64	15	22	3.000
Shelter S64	16	41	4.000
Shelter S64	17	110	1.000
Shelter S64	18	55	16.000
Shelter S64	19	43	1.000
Shelter S64	20	8	1.000
Shelter S64	21	81	18.000
Shelter S64	22	147	2.000
Shelter S64	23	26	7.000
Shelter S64	24	135	3.000
Shelter S65	1	2	1.000
Shelter S65	2	80	353.000
Shelter S65	3	7	2.000
Shelter S65	4	1	1.000
Shelter S65	5	67	4.000
Shelter S65	6	19	4.000
Shelter S65	7	33	1.000
Shelter S65	8	11	1.000
Shelter S65	9	44	2.000
Shelter S65	10	69	3.000
Shelter S65	11	71	75.000
Shelter S65	12	10	4.000
Shelter S65	13	116	37.000
Shelter S65	14	102	1.000
Shelter S65	15	66	9.000
Shelter S65	16	31	10.000
Shelter S65	17	89	2.000
Shelter S65	18	38	1.000
Shelter S66	1	80	739.000
Shelter S66	2	7	4.000
Shelter S66	3	1	28.000
Shelter S66	4	67	2.000
Shelter S66	5	25	5.000
Shelter S66	6	46	1.000
Shelter S66	7	19	6.000
Shelter S66	8	33	1.000
Shelter S66	9	11	3.000
Shelter S66	10	44	6.000
Shelter S66	11	69	5.000

Shelter	S66	12	71	25.000
Shelter	S66	13	21	12.000
Shelter	S66	14	10	18.000
Shelter	S66	15	116	36.000
Shelter	S66	16	31	11.000
Shelter	S66	17	121	1.000
Shelter	S67	1	2	1.000
Shelter	S67	2	80	81.000
Shelter	S67	3	7	9.000
Shelter	S67	4	1	5.000
Shelter	S67	5	82	4.000
Shelter	S67	6	25	31.000
Shelter	S67	7	30	5.000
Shelter	S67	8	46	5.000
Shelter	S67	9	19	1.000
Shelter	S67	10	75	22.000
Shelter	S67	11	13	2.000
Shelter	S67	12	20	12.000
Shelter	S67	13	4	4.000
Shelter	S67	14	53	1.000
Shelter	S67	15	105	3.000
Shelter	S67	16	39	1.000
Shelter	S67	17	11	15.000
Shelter	S67	18	22	1.000
Shelter	S67	19	69	4.000
Shelter	S67	20	21	2.000
Shelter	S67	21	10	7.000
Shelter	S67	22	18	2.000
Shelter	S67	23	41	2.000
Shelter	S67	24	37	1.000
Shelter	S67	25	134	9.000
Shelter	S67	26	35	4.000
Shelter	S67	27	50	3.000
Shelter	S67	28	45	1.000
Shelter	S67	29	118	2.000
Shelter	S67	30	119	2.000
Shelter	S67	31	66	2.000
Shelter	S67	32	89	1.000
Shelter	S67	33	36	1.000
Shelter	S67	34	103	1.000
Shelter	S67	35	168	2.000
Shelter	S67	36	101	1.000
Shelter	S67	37	136	1.000
Shelter	S68	1	6	2.000
Shelter	S68	2	80	45.000
Shelter	S68	3	7	5.000
Shelter	S68	4	1	3.000
Shelter	S68	5	82	9.000
Shelter	S68	6	25	5.000
Shelter	S68	7	30	3.000
Shelter	S68	8	62	1.000
Shelter	S68	9	46	3.000
Shelter	S68	10	19	4.000
Shelter	S68	11	75	39.000
Shelter	S68	12	20	8.000
Shelter	S68	13	33	27.000
Shelter	S68	14	11	45.000

Shelter S68	15	44	1.000
Shelter S68	16	69	1.000
Shelter S68	17	18	3.000
Shelter S68	18	37	5.000
Shelter S68	19	35	10.000
Shelter S68	20	43	1.000
Shelter S68	21	9	1.000
Shelter S68	22	64	1.000
Shelter S68	23	8	1.000
Shelter S68	24	66	3.000
Shelter S68	25	89	3.000
Shelter S68	26	36	2.000
Shelter S68	27	103	2.000
Shelter S68	28	81	38.000
Shelter S68	29	100	1.000
Shelter S68	30	38	46.000
Shelter S69	1	2	9.000
Shelter S69	2	6	18.000
Shelter S69	3	82	1.000
Shelter S69	4	59	1.000
Shelter S69	5	25	2.000
Shelter S69	6	30	8.000
Shelter S69	7	62	1.000
Shelter S69	8	61	1.000
Shelter S69	9	79	87.000
Shelter S69	10	46	5.000
Shelter S69	11	19	2.000
Shelter S69	12	75	58.000
Shelter S69	13	76	2.000
Shelter S69	14	33	11.000
Shelter S69	15	4	1.000
Shelter S69	16	39	2.000
Shelter S69	17	11	23.000
Shelter S69	18	69	5.000
Shelter S69	19	18	4.000
Shelter S69	20	32	27.000
Shelter S69	21	37	1.000
Shelter S69	22	12	1.000
Shelter S69	23	56	1.000
Shelter S69	24	66	1.000
Shelter S69	25	36	1.000
Shelter S69	26	57	1.000
Shelter S69	27	74	2.000
Shelter S69	28	15	1.000
Shelter S69	29	100	1.000
Shelter S69	30	73	1.000
Shelter S69	31	58	1.000
Shelter S70	1	2	16.000
Shelter S70	2	6	11.000
Shelter S70	3	140	3.000
Shelter S70	4	80	9.000
Shelter S70	5	7	4.000
Shelter S70	6	1	7.000
Shelter S70	7	82	1.000
Shelter S70	8	59	2.000
Shelter S70	9	16	1.000
Shelter S70	10	25	13.000

Shelter	S70	11	30	1.000
Shelter	S70	12	13	1.000
Shelter	S70	13	33	4.000
Shelter	S70	14	105	1.000
Shelter	S70	15	166	1.000
Shelter	S70	16	11	39.000
Shelter	S70	17	44	1.000
Shelter	S70	18	69	8.000
Shelter	S70	19	104	1.000
Shelter	S70	20	21	1.000
Shelter	S70	21	10	1.000
Shelter	S70	22	18	3.000
Shelter	S70	23	41	1.000
Shelter	S70	24	32	15.000
Shelter	S70	25	134	2.000
Shelter	S70	26	64	1.000
Shelter	S70	27	51	1.000
Shelter	S70	28	155	1.000
Shelter	S70	29	29	1.000

----- End of Data in List Format -----

***** End of Data Summarization *****